

EXHIBIT "A"

ROAD SERVICE/ASSESSMENT PLAN

HACKBERRY HIDDEN COVE
PUBLIC IMPROVEMENT DISTRICT NO. 2

SERVICE AND ASSESSMENT PLAN
(ROAD IMPROVEMENTS)

MARCH 04, 2009

HACKBERRY HIDDEN COVE
PUBLIC IMPROVEMENT DISTRICT No. 2

SERVICE AND ASSESSMENT PLAN – ROAD IMPROVEMENTS

Table of Contents

Section I	Plan Description and Defined Terms	1
Section II	Property Included in PID No. 2	6
Section III	Description of Authorized Improvements	7
Section IV	Service Plan	11
Section V	Assessment Plan	14
Section VI	Terms of the Assessments	19
Section VII	Assessment Roll	23
Section VIII	Miscellaneous Provisions	24

List of Exhibits

Exhibit A	PID No. 2 Map
Exhibit B	Estimated Costs of the Authorized Improvements
Exhibit C	Diagrams of the Authorized Improvements
Exhibit D	Assessment Roll
Exhibit E	Non-Assessed Property

Section I
PLAN DESCRIPTION AND DEFINED TERMS

A. Introduction

On December 9, 2008, the City of Hackberry City Council passed and approved Resolution 118-08 approving and authorizing the creation of The Hackberry Hidden Cove Public Improvement District No. 2 ("PID No. 2") to finance the costs of certain public improvements for the benefit of property in PID No. 2, all of which is located within the Extraterritorial Jurisdiction of the City of Hackberry. This Service and Assessment Plan addresses the improvements to be provided for PID No. 2.

Chapter 372 of the Texas Local Government Code, "the Public Improvement Assessment Act" (as amended, the "PID Act"), governs the creation and operation of public improvement districts within the State of Texas. This Service and Assessment Plan has been prepared pursuant to Sections 372.013, 372.014, 372.015 and 372.016 of the PID Act. According to Section 372.013 of the PID Act, a service plan "must cover a period of at least five years and must also define the annual indebtedness and the projected costs for improvements. The plan shall be reviewed and updated annually for the purpose of determining the annual budget for improvements." The service plan is described in Section IV of this Service and Assessment Plan.

Section 372.014 of the PID Act states that "an assessment plan must be included in the annual service plan." The assessment plan is described in Section V of this Service and Assessment Plan.

Section 372.015 of the PID Act states that "the governing body of the municipality or county shall apportion the cost of an improvement to be assessed against property in an improvement district." The method of assessing the PID Costs and apportionment of such costs to the property in the PID No. 2 is included in Section V of this Service and Assessment Plan.

Section 372.016 of the PID Act states that "after the total cost of an improvement is determined, the governing body of the municipality or county shall prepare a proposed assessment roll. The roll must state the assessment against each parcel of land in the district, as determined by the method of assessment chosen by the municipality or county under this subchapter." The Assessment Roll for PID No. 2 is included as Exhibit D of this Service and Assessment Plan. The Assessments as shown on the Assessment Roll are based on the method of assessment and apportionment of costs described in Section V of this Service and Assessment Plan.

B. Definitions

Capitalized terms used herein shall have the meanings ascribed to them as follows:

"Administrator" means the employee or designee of the City who shall have the responsibilities provided for herein, in the Trust Indenture related to a Bond issuance by PID No. 2 or in any other agreement approved by the City Council.

"Annual Collection Costs" mean the following actual or budgeted costs, as applicable, related to the annual collection costs of outstanding Assessments paid in installments, including the

costs or anticipated costs of: (i) issuing, refunding or refinancing bonds, (ii) computing, levying, collecting and transmitting the Assessments (whether by the City, the Administrator or otherwise), (iii) remitting the Assessments to the Trustee, (iv) the City, the Administrator and Trustee (including legal counsel) in the discharge of their duties, (v) complying with arbitrage rebate requirements, (vi) complying with securities disclosure requirements, and (vii) the City in any way related to the collection of the Assessments in installments, including, without limitation, the administration of PID No. 2, maintaining the record of installments, payments and reallocations and/or cancellations of Assessments, and the repayment of the Bonds, including, without limitation, any associated legal expenses, the reasonable costs of other consultants and advisors and contingencies and reserves for such costs as deemed appropriate by the City Council. Annual Collection Costs collected and not expended for actual Annual Collection Costs shall be carried forward and applied to reduce Annual Collection Costs in subsequent years to avoid the over-collection of Annual Collection Costs.

“Annual Installment” means, with respect to each Parcel, each annual payment of the Assessment, as shown on the Assessment Roll attached hereto as Exhibit D or an Annual Service Plan Update, and calculated as provided in Section VI of this Service and Assessment Plan.

“Annual Service Plan Update” has the meaning set forth in the first paragraph of Section IV of this Service and Assessment Plan.

“Assessed Costs” means the portion of the PID Costs for which Assessments are imposed as explained in Section V.

“Assessed Property” means the property on which Assessments have been imposed as shown in the Assessment Roll, as the Assessment Roll is updated each year by the Annual Service Plan Update. Assessed Property includes Parcels within PID No. 2 other than Non-Assessed Property and Non-Benefited Property.

“Assessment” means the assessment levied against Parcels within PID No. 2 imposed pursuant to the Assessment Ordinance and the provisions herein as shown on the Assessment Roll, subject to reallocation upon the subdivision of such Parcel or reduction according to the provisions herein and the PID Act. The Assessment for a Parcel consists of the Annual Installments to be collected in all years and includes the Principal Portion of the Assessments, interest on the Principal Portion of the Assessments, and Collection Costs pertaining to the Assessment.

“Assessment Ordinance” means the ordinance approved by the City Council to approve the imposition of the Assessments.

“Assessment Revenues” mean the revenues actually received by the City from Assessments.

“Assessment Roll” means the document included in this Service and Assessment Plan as Exhibit D, as updated, modified or amended from time to time in accordance with the procedures set forth herein and in the PID Act.

“Authorized Improvements” mean those public road improvements described in Exhibit B of this Service and Assessment Plan and Section 372.003 of the PID Act, which are to be undertaken by PID No. 2 for the benefit of property in PID No. 2.

“Authorized Improvement Costs” mean the actual or budgeted costs, as applicable, of all or any portion of the Authorized Improvements, as shown in Appendix B. There are two sub-categories to the Authorized Improvement Costs: PID Costs and Assessed Costs. PID Costs are the portion of the Authorized Improvement Costs to be paid by the PID, with the balance of the Authorized Improvement Costs to be paid by the Contract Tax Revenues or from contributions from the Developer. Assessed Costs are the portion of the PID Costs to be paid with Assessments, with the balance of the PID Costs to be contributed by the Developer.

“Benefited Property” means property within PID No. 2 that receives a benefit from the Authorized Improvements, which consists of all Parcels within PID No. 2 other than Non-Benefited Property. Benefited Property includes both Assessed Property and Non-Assessed Property. Benefited Property is identified on the map of PID No. 2 included an Appendix A, with a list of Parcels of Benefited Property included in Appendix D.

“Bonds” mean any bonds issued by the City in one or more series issued to finance the PID Costs and secured by Assessment Revenues and the Contract Tax.

“City” means the City of Hackberry, Texas.

“City Council” means the duly elected governing body of the City.

“Contract Tax” means ad valorem taxes collected by the Denton County Fresh Water Supply District No. 4-A pursuant to the Joint Road Contract dated January 13, 2009.

“Contract Tax Revenue” means the Contract Tax revenues actually received by the District.

“Delinquent Collection Costs” mean interest, penalties and expenses incurred or imposed with respect to any delinquent Annual Installments of an Assessment in accordance with §372.018(b) of the PID Act and the costs related to pursuing collection of a delinquent Assessment and foreclosing the lien against the Assessed Property, including attorneys’ fees.

“Developer” means One Hackberry, Ltd.

“District No. 4-A” means the Denton County Fresh Water Supply District No. 4-A.

“Maximum Assessment” means \$19,323.00 per residential dwelling unit, which is the total amount to be paid over thirty years per residential dwelling unit.

“Maximum Principal Portion of the Assessment per Residential Dwelling Unit” means \$5,820.68 per residential dwelling unit.

“Non-Assessed Property” means Benefited Property for which the share of the PID Costs that represents the benefit received by these Parcels has been paid or contributed in full prior to the assessment of the remainder of the property. Non-Assessed Property is identified on the Assessment Roll.

“Non-Benefited Property” means Parcels within the boundaries of PID No. 2 that accrue no special benefit from the Authorized Improvements, including Owner Association Property, Public Property and easements that create an exclusive use for a public utility provider. Property identified as Non-Benefited Property at the time the Assessments (i) are imposed or (ii) are reallocated pursuant to a subdivision of a Parcel is not assessed. Assessed Property converted to Non-Benefited Property, if the Assessments may not be reallocated pursuant to the provisions herein remains subject to the Assessments and requires the Assessments to be prepaid as provided for in Section VI. C. 2.

“Owner Association Property” means property within the boundaries of PID No. 2 that is owned by or irrevocably offered for dedication to, whether in fee simple or through an exclusive use easement, a property owners’ association.

“Parcel” or **“Parcels”** means a parcel or parcels within PID No. 2 identified by either a tax map identification number assigned by the Denton Central Appraisal District for real property tax purposes or by lot and block number in a final subdivision plat recorded in the real property records of Denton County.

“PID Act” means Texas Local Government Code Chapter 372, Public Improvement Assessment Act, Subchapter A, Public Improvement Districts, as amended.

“PID No. 2” means Hackberry Hidden Cove Public Improvement District No. 2.

“PID Costs” mean the portion of the Authorized Improvement Costs to be funded by PID No. 2 as explained in Section III.

“Prepayment Costs” mean interest and expenses to the date of prepayment, plus any additional expenses related to the prepayment, reasonably expected to be incurred by or imposed upon the City as a result of any prepayment of an Assessment.

“Principal Portion of the Assessment” means the portion of the Assessment equal to the outstanding principal amount of the Bonds. The Principal Portion of the Assessment shall be allocated to the Assessed Property proportionate to the Assessments and are subject to reallocation upon the subdivision of such Parcel or reduction according to the provisions herein and the PID Act.

“Public Property” means property within the boundaries of PID No. 2 that is owned by or irrevocably offered for dedication to the federal government, the State of Texas, the City, a school district, a public utility provider or any other public agency, whether in fee simple or through an exclusive use easement.

“Service and Assessment Plan” means this Service and Assessment Plan prepared for PID No. 2 pursuant to the PID Act.

“Trust Indenture” means the indenture, ordinance or similar document setting forth the terms and other provisions relating to the Bonds, as modified, amended, and/or supplemented from time to time.

“Trustee” means the fiscal agent or trustee as specified in the Trust Indenture, including a substitute fiscal agent or trustee.

Section II
PROPERTY INCLUDED IN THE PID

PID No. 2 is located in the Extraterritorial Jurisdiction of the City of Hackberry, Texas and contains approximately 208.384 acres of land. A map of the property within PID No. 2 is shown on Appendix A to this Service and Assessment Plan. The property is proposed to be developed with 1,080 single-family units, including 171 existing units and 909 future units, as shown in Table II-A.

Table II-A
Proposed Residential Development

Description	No. of Units
Existing residential homes	171
Future residential lots	909
Total	1,080

The current Parcels in PID No. 2 are shown on the Assessment Roll and the map included as Appendix A.

The estimated number of units at the build-out of PID No. 2 is based on the land use approvals for the property, the anticipated subdivision of property in PID No. 2, and the Developer's estimate of the highest and best use of the property within PID No. 2.

Section III
DESCRIPTION OF THE AUTHORIZED IMPROVEMENTS

Section 372.003 of the PID Act defines the improvements that may be undertaken by a municipality or county through the establishment of a public improvement district, as follows:

372.003. Authorized Improvements

- (a) If the governing body of a municipality or county finds that it promotes the interests of the municipality or county, the governing body may undertake an improvement project that confers a special benefit on a definable part of the municipality or county or the municipality's extraterritorial jurisdiction. A project may be undertaken in the municipality or county or the municipality's extraterritorial jurisdiction.
- (b) A public improvement may include:
 - (i) landscaping;
 - (ii) erection of fountains, distinctive lighting, and signs;
 - (iii) acquiring, constructing, improving, widening, narrowing, closing, or rerouting of sidewalks or of streets, any other roadways, or their rights-of way;
 - (iv) construction or improvement of pedestrian malls;
 - (v) acquisition and installation of pieces of art;
 - (vi) acquisition, construction, or improvement of libraries;
 - (vii) acquisition, construction, or improvement of off-street parking facilities;
 - (viii) acquisition, construction, improvement, or rerouting of mass transportation facilities;
 - (ix) acquisition, construction, or improvement of water, wastewater, or drainage facilities or improvements;
 - (x) the establishment or improvement of parks;
 - (xi) projects similar to those listed in Subdivisions (i)-(x);
 - (xii) acquisition, by purchase or otherwise, of real property in connection with an authorized improvement;
 - (xiii) special supplemental services for improvement and promotion of the district, including services relating to advertising, promotion, health and sanitation, water and wastewater, public safety, security, business recruitment, development, recreation, and cultural enhancement; and
 - (xiv) payment of expenses incurred in the establishment, administration and operation of the district.

After analyzing the public improvement projects authorized by the PID Act, the City has determined that the Authorized Improvements as described in Exhibit B and shown on the diagram included as Exhibit C should be undertaken by the City for the benefit of the property within PID No. 2. The estimated Authorized Improvement Costs are shown by Table III-A.

Table III-A
Estimated Authorized Improvement Costs

Authorized Improvements	Total Estimated Cost
Roadway improvements	\$5,144,438
Landscaping and screening improvements	\$912,431
Soft costs including city, professional and miscellaneous fees	\$1,935,075
General contingency	\$764,798
Total	\$8,756,741

The costs shown in Table III-A are current estimates and may be revised in Annual Service Plan Updates.

The Authorized Improvements include roadway improvements such as demolition of existing structures, street and right-of-way excavations, tree removal, paving, street signs, silt fence for erosion control, open space and road right of way landscaping and screening walls. The roadway improvements include off-site improvements such as improvements on Stonebrook Parkway and Rose Lane, in the amount of \$711,840. The estimated cost of these off-site improvements is allocated to the Benefited Property within the PID No. 2 based on use by projected future population size. According to the engineering estimates, a cost sharing of 50 percent for improvements is based on future use by projected populations. The City of Hackberry currently has a population of approximately 1,000-1,500. At build-out, the population is expected to reach 3,500-4,000. Similarly, current and future phases of the Hidden Cove development are projected to add an additional population of 3,500-4,000. Accordingly, the total population of the City is expected to be 7,000-8,000 at buildout (including the Hidden Cove development subsequent to annexation of the PID No. 2 property by the City), of which approximately 50 percent ($3,500 \div 7,000 = 50\%$) is expected to be within the Hidden Cove development. Additional details of the Authorized Improvements including the off-site improvements and the method of allocation is shown in Exhibit B attached to this Service and Assessment Plan.

The Authorized Improvement Costs will be paid from special contract revenues (the "Contract Tax Revenue"), the PID and contributions from the Developer. The Contract Tax, which will be collected by the District No 4-A from both Assessed and Non-Assessed Property, is expected to be used for the payment of approximately 30% of the Authorized Improvements to the extent such costs are paid through the issuance of Bonds (that is, not including the portion paid by the Developer). The PID, through Assessments on Assessed Property and contributions on behalf of Non-Assessed Property, is expected to be used for the payment of approximately 70% of the Authorized Improvements to the extent such costs are paid through the issuance of Bonds. The share of the Authorized Improvement Costs paid by the PID through Assessments on Assessed Property and contributions on behalf of Non-Assessed Property represent the PID Costs.

Table III-B shows the allocation of the Authorized Improvements to be paid by the PID or Contract Revenue and the developer.

Table III-B
Allocation of the Authorized Improvements

Authorized Improvement Costs	Total Estimated Cost
Authorized Improvements Costs	\$8,756,741
Less: Estimated costs paid by Developer (not by PID or Contract Revenues)	(\$3,072,929)
Total estimated costs paid by PID or Contract Revenue	\$5,683,812

Table III-C shows the allocation of the Authorized Improvements to be paid by the PID and from Contract Tax Revenues.

Table III-C
**Allocation of Authorized Improvement Costs
Paid by the PID and Contract Revenue**

Authorized Improvement Costs	Total Estimated Cost
Estimated costs paid by PID	\$4,078,812
Estimated costs paid by contract revenue bonds	\$1,605,000
Total estimated Costs paid by PID or Contract Revenue	\$5,683,812

The PID Costs benefit both Assessed Property and Non-Assessed Property within PID No. 2. The allocation of the PID Costs to the Assessed Property and the Non-Assessed Property is described in Section V of this Service and Assessment Plan. The allocation of PID Costs to Assessed Property represent the Assessed Costs. The Assessed Costs will be financed, at least in part, with the issuance of Bonds. The Developer will contribute funds for the share of the PID Costs allocated to Non-Assessed Property. Table III-D shows the Assessed Costs allocated to the Assessed Property, which is to be funded in all or part from the issuance of Bonds, and the balance, which is to be paid or contributed by the Developer.

Table III-D
Allocation of PID Costs

PID Costs	Total Estimated Cost
PID Costs paid by Assessed Property	\$3,433,000
PID Costs contributed by Developer for Non-Assessed Property	\$645,812
Total PID Costs	\$4,078,812

The Developer has agreed to pay the amount by which the total PID Costs exceed the amount that can be funded from proceeds of the Bonds. In addition, the developer will contribute the PID Costs allocated to the Non-Assessed Property. Table IV-A shows the estimated amounts of the Authorized Improvements funded through the Bond proceeds and the contributions from the Developer.

The costs shown in Tables III-A, III-B, III-C and III-D are estimates and may be revised in Annual Service Plan Updates. The detailed costs of the Authorized Improvements are shown in Exhibit B to this Service and Assessment Plan. Savings from one line item may be applied to a cost increase in another line item. These savings may be applied only to increases in costs of the Authorized Improvements (i.e., the improvements for the benefit of property within PID No. 2).

**Section IV
SERVICE PLAN**

A. Sources and Uses of Funds

The PID Act requires a service plan to cover a period of at least five years. The service plan is required to define the annual projected costs and indebtedness for the Authorized Improvements undertaken within PID No. 2. All of the PID Costs are expected to be expended during the first five years after adoption of this Service and Assessment Plan. The plan shall be reviewed and updated annually for the purpose of determining the annual budget for the Authorized Improvements. The annual update to this Service and Assessment Plan is herein referred to as the "Annual Service Plan Update."

Bonds are expected to be issued in the first quarter of 2009. Table IV-A shows the estimated sources and uses of the Bonds.

**Table IV-A
Sources and Uses of Funds**

<u>Sources of Funds:</u>				
	Funded by the PID	Funded by Contract Tax Revenues	Contributions from Developer	Total
Bond proceeds	\$5,291,000	\$1,844,000	\$0	\$7,135,000
Contributions from Developer	\$0	\$0	\$3,718,741	\$3,718,741
Total sources of funds	\$5,291,000	\$1,844,000	\$3,718,741	\$10,853,741
<u>Uses of Funds:</u>				
Construction costs:				
Costs paid by Developer:	\$0	\$0	\$0	\$0
PID Costs allocated to Non-Assessed Property	\$0	\$0	\$645,812	\$645,812
Other costs contributed by Developer (not by PID or Contract Revenues)	\$0	\$0	\$3,072,929	\$3,072,929
Sub-total costs contributed by Developer	\$0	\$0	\$3,718,741	\$3,718,741
Costs paid with Contract Revenues	\$0	\$1,605,000	\$0	\$1,605,000
Costs paid with PID Bonds	\$3,433,000	\$0	\$0	\$3,433,000
Sub-total construction costs	\$3,433,000	\$1,605,000	\$3,718,741	\$8,756,741
Costs of issuing the Bonds	\$449,735	\$156,740	\$0	\$606,475
Capitalized interest	\$714,285	\$82,980	\$0	\$797,265
Debt service reserve fund	\$692,250	\$0	\$0	\$692,250
Rounding	\$1,730	(\$720)	\$0	\$1,010
Total uses of funds	\$5,291,000	\$1,844,000	\$3,718,741	\$10,853,741

The aggregate principal amount of the Bonds issued by PID No. 2 shall not exceed \$24,000,000 as authorized in Resolution 118-08. This sources and uses of funds table is subject to revision and the actual sources and uses of funds for any line item may be different than shown above. The sources and uses of funds shown in Table IV-A shall be updated each year in the Annual

Service Plan Update to reflect any budget revisions or actual costs of the Authorized Improvements.

B. Annual Costs and Indebtedness

The annual projected costs and annual projected indebtedness is shown by Table IV-B. The annual projected costs and indebtedness is subject to revision and shall be updated each in the Annual Service Plan Update to reflect any changes in the PID Costs or indebtedness expected for each year.

Table IV-B
Annual Projected Costs and Indebtedness

Year	Annual Projected Costs	Annual Projected Indebtedness
2009	\$7,135,000	\$7,135,000
2010		
2011		
2012		
2013		
Total	\$7,135,000	\$7,135,000

C. Projected Annual Debt Service

The projected annual debt service is shown by Table IV-C. The projected annual debt service includes the projected annual debt service on the PID assessed portion and the Contract Tax portion of the Bonds.

The projected Annual Installments represent the amount of Assessments expected to be collected each year based on the amount of debt service on the PID assessed portion of the Bonds as shown in Table IV-A, which are to be issued to pay the Assessed Costs shown in Table III-C, and the Annual Collection Costs. The annual projected debt service is subject to revision and shall be updated each year in the Annual Service Plan Update to reflect any changes in the amount of principal, interest and collection costs expected to be paid each year.

Table IV-C
Projected Annual Debt Service

Year	PID Assessment Portion	Contract Tax Portion	Total Annual Debt Service ²	Annual Collection Costs ³	Total Annual Debt Service and Collection Costs	Total Annual Installments ⁴
	P&I ¹	P&I ¹				
2009	\$238,095	\$82,980	\$321,075	\$25,000	\$346,075	\$263,095
2010	\$476,190	\$165,960	\$642,150	\$25,500	\$667,650	\$501,690
2011	\$476,190	\$165,960	\$642,150	\$26,010	\$668,160	\$502,200
2012	\$476,190	\$165,960	\$642,150	\$26,530	\$668,680	\$502,720
2013	\$476,190	\$165,960	\$642,150	\$27,061	\$669,211	\$503,251
2014	\$476,190	\$165,960	\$642,150	\$27,602	\$669,752	\$503,792
2015	\$476,190	\$190,960	\$667,150	\$28,154	\$695,304	\$504,344
2016	\$476,190	\$188,710	\$664,900	\$28,717	\$693,617	\$504,907
2017	\$482,190	\$190,460	\$672,650	\$29,291	\$701,941	\$511,481
2018	\$491,650	\$187,850	\$679,500	\$29,877	\$709,377	\$521,527
2019	\$502,210	\$188,240	\$690,450	\$30,475	\$720,925	\$532,685
2020	\$513,690	\$191,360	\$705,050	\$31,084	\$736,134	\$544,774
2021	\$524,910	\$187,940	\$712,850	\$31,706	\$744,556	\$556,616
2022	\$536,780	\$192,520	\$729,300	\$32,340	\$761,640	\$569,120
2023	\$549,120	\$189,380	\$738,500	\$32,987	\$771,487	\$582,107
2024	\$562,750	\$188,150	\$750,900	\$33,647	\$784,547	\$596,397
2025	\$574,400	\$191,650	\$766,050	\$34,320	\$800,370	\$608,720
2026	\$588,070	\$190,430	\$778,500	\$35,006	\$813,506	\$623,076
2027	\$602,400	\$190,850	\$793,250	\$35,706	\$828,956	\$638,106
2028	\$615,120	\$189,730	\$804,850	\$36,420	\$841,270	\$651,540
2029	\$627,140	\$191,160	\$818,300	\$37,149	\$855,449	\$664,289
2030	\$638,280	\$189,870	\$828,150	\$37,892	\$866,042	\$676,172
2031	\$648,360	\$191,040	\$839,400	\$38,649	\$878,049	\$687,009
2032	\$657,200	\$189,400	\$846,600	\$39,422	\$886,022	\$696,622
2033	\$666,620	\$188,130	\$854,750	\$40,211	\$894,961	\$706,831
2034	\$674,260	\$189,140	\$863,400	\$41,015	\$904,415	\$715,275
2035	\$680,940	\$191,160	\$872,100	\$41,835	\$913,935	\$722,775
2036	\$687,390	\$193,010	\$880,400	\$42,672	\$923,072	\$730,062
2037	\$692,250	\$190,600	\$882,850	\$43,526	\$926,376	\$735,776
2038	\$463,250	\$196,200	\$659,450	\$44,396	\$703,846	\$507,646
Total	\$16,550,405	\$5,480,720	\$22,031,125	\$1,014,202	\$23,045,327	\$17,564,607

Notes:

- 1 – The actual breakdown of principal and interest for each portion will be included upon pricing of Bonds.
- 2 – Total annual debt service equals P&I (PID assessed portion) + P&I (Contract Tax portion).
- 3 – Annual Collection Costs are estimated.
- 4 – Total annual installment equals P&I (PID assessed portion) + annual collection costs.

Section V ASSESSMENT PLAN

A. Introduction

The PID Act requires the City Council to apportion the PID Costs on the basis of special benefits conferred upon the property because of the Authorized Improvements. The PID Act provides that the PID Costs may be assessed: (i) equally per front foot or square foot; (ii) according to the value of the property as determined by the governing body, with or without regard to improvements on the property; or (iii) in any other manner that results in imposing equal shares of the cost on property similarly benefited. The PID Act further provides that the governing body may establish by ordinance or order reasonable classifications and formulas for the apportionment of the cost between the municipality and the area to be assessed and the methods of assessing the special benefits for various classes of improvements. Section V of this Service and Assessment Plan describes the special benefit received by each Parcel of Assessed Property as a result of the Authorized Improvements, provides the basis and justification for the determination that this special benefit exceeds the amount of the Principal Portion of the Assessments, and establishes the methodology by which the City Council allocates the special benefit of the Authorized Improvements to Parcels in a manner that results in equal shares of the PID Costs being apportioned to Parcels similarly benefited. The determination by the City Council of the assessment methodology set forth below is the result of the discretionary exercise by the City Council of its legislative authority and governmental powers and is conclusive and binding on the Developer and all future owners within the Assessed Property.

B. Special Benefit

Benefited Property receives a benefit from the Authorized Improvements. Among the Benefited Property, the Assessed Property will receive a direct and special benefit from the Authorized Improvements, and this benefit will be equal to or greater than the amount of the Principal Portion of the Assessments. The Authorized Improvements (more particularly described in line-item format on Exhibit B to this Service and Assessment Plan) and the costs of issuance and payment of costs incurred in the establishment, administration, and operation of the PID No. 2 shown in Table IV-A are authorized by the Act. These improvements are provided specifically for the benefit of the Assessed Property. As described in Section III, the Developer has contributed the PID Costs representing that portion of benefit received by the Non-Assessed Property from the Authorized Improvements. Therefore, no Assessments will be levied on the Non-Assessed Property.

The majority owner (or Developer) of the Assessed Property has acknowledged and agreed to the determinations and findings as to benefits by the City Council in the Service and Assessment Plan and the Assessment Ordinance, specifically including the special benefit conferred on the Assessed Property by the Authorized Improvements, as well as any other terms and provisions within these documents, and have, therefore, consented to the imposition of the Assessments to pay the PID Costs. The owner or Developer is acting in its interest in consenting to this imposition, because the special benefit conferred upon the Assessed Property by the Authorized Improvements exceeds the amount of the Principal Portion of the Assessments.

The public improvements provide a special benefit to the Assessed Property as a result of the close proximity of these improvements to the Assessed Property and the specific purpose of these improvements of providing infrastructure for the Assessed Property. In other words, the Assessed Property could not be used in the manner proposed without the construction of the Authorized Improvements. The Authorized Improvements are being provided specifically to meet the needs of the Assessed Property as required for the proposed use of the property.

The Assessments are being levied to provide the Authorized Improvements, which are required for the highest and best use of the Assessed Property (i.e., the use of the property that is most valuable, including any costs associated with that use). Highest and best use can be defined as “the reasonably probable and legal use of property, which is physically possible, appropriately supported, financially feasible, and that results in the highest value.” (*Dictionary of Real Estate Appraisal, Third Edition.*) The Authorized Improvements are expected to be required for the proposed use of the Assessed Property to be physically possible, appropriately supported, financially feasible, and maximally productive.

The Developer has evaluated the potential use of the property and has determined that the highest and best use of the property is the use intended and the legal use for the property as described in Section II of this Service and Assessment Plan. The use of the Assessed Property as described herein will require the construction of the Authorized Improvements.

The special assessments will repay financing that is on advantageous terms, as the Bonds issued to finance the public improvements will pay interest that is exempt from federal income tax. As a result, all other terms being equal (e.g., maturity, fixed vs. variable rate, credit quality), the tax-exempt bonds will have a lower interest rate than debt that is not tax-exempt. The bonds also have a longer term than other available financings and may either be repaid or assumed by a buyer at the buyer’s option. As a result of these advantageous terms, the financing provided by PID No. 2 is the most beneficial means of financing the Authorized Improvements.

Funding of the PID Costs by PID No. 2 is determined to be the most beneficial means of providing for the Authorized Improvements. Since the Authorized Improvements are required for the highest and best use of the Assessed Property, and PID No. 2 provides the most beneficial means of providing the Authorized Improvements, the Assessments result in a special benefit to the Assessed Property, and this special benefit exceeds the amount of the Principal Portion of the Assessments. This conclusion is based on and supported by the evidence, information, and testimony provided to the City Council.

In summary, the Assessments result in a special benefit to the Assessed Property for the following reasons:

1. The Authorized Improvements are being provided specifically for the use of the Assessed Property, are necessary for the proposed best use of the property and provide a special benefit to the Assessed Property as a result;
2. The Developer has consented to the imposition of the Assessments for the purpose of providing the Authorized Improvements and the Developer is acting in its interest by consenting to this imposition;

3. The Authorized Improvements are required for the highest and best use of the property;
4. The highest and best use of the Assessed Property is the use of the Assessed Property that is most valuable (including any costs associated with the use of the Assessed Property);
5. Financing of the PID Costs by PID No. 2 is determined to be the most beneficial means of providing for the Authorized Improvements; and,
6. As a result, the special benefits to the Assessed Property from the Authorized Improvements will be equal to or greater than the Assessments.

C. Allocation of Costs Between Assessed Property and Non-Assessed Property

The Authorized Improvements funded by the PID (the PID Costs) will provide a direct and special benefit to the Assessed and Non-Assessed Property. Accordingly, the PID Costs must be allocated between the Assessed Property and Non-Assessed Property. The Developer has agreed to pay or contribute the PID Costs allocated to the Non-Assessed Property.

The allocation of these costs is summarized as follows (percentages are rounded):

The total number of units expected to be built within PID No. 2 is 1,080. There are 171 homes currently built and occupied by homeowners within PID No. 2. This property represents the Non-Assessed Property. The remaining 909 units will be subject to the Assessments and are classified as Assessed Property. The PID Costs are allocated equally on a per unit basis to the Assessed Property and the Non-Assessed Property. This results in 84% of the PID Costs being allocated to the Assessed Property ($909 \div 1,080 = 84\%$) and 16% to Non-Assessed Property ($171 \div 1,080 = 16\%$).

The PID Costs are estimated to be \$4,078,812 as shown in Table III-B. The PID Costs allocated to Assessed Property are \$3,433,000 (i.e., $\$4,078,812 \times 84\% = \$3,433,000$) and the PID Costs allocated to Non-Assessed Property are \$645,812 (i.e., $\$4,078,812 \times 16\% = \$645,812$). The portion of the PID Costs allocated to Assessed Property represent Assessed Costs. The portion of the Bonds to be paid with Assessment Revenues are expected to be equal to \$5,291,000. Assessments must be imposed on the Assessed Property in this amount. These bonds are expected to include issuance costs in the amount of \$1,858,000, resulting in \$3,433,000 being available to fund the Assessed Costs. The balance of the Assessed Costs will be paid by the Developer.

D. Assessment Methodology

1. The PID Costs may be assessed by the City Council against the Assessed Property so long as the special benefit conferred upon the Assessed Property by the Authorized Improvements equals or exceeds the Principal Portion of the Assessments. The PID Costs may be assessed using any methodology that results in the imposition of equal shares of the PID Costs on Assessed Property similarly benefited.

2. For purposes of this Service and Assessment Plan, the City Council has determined that the PID Costs shall be allocated to the Assessed Property equally on the basis of the number of residential dwelling units anticipated to be built on each Parcel once such property is developed, and that such method of allocation will result in the imposition of equal shares of the PID Costs to Parcels similarly benefited.

3. Having taken into consideration the matters described above, the City Council has determined that allocating the PID Costs among Parcels based on the estimated number of residential dwelling units to be built on each Parcel. Accordingly, Assessments are allocated to each Parcel of Assessed Property on the basis of the estimated number of residential dwelling units to be built on each Parcel.

4. The following table (Table V-A) shows the calculation of the Assessment per unit and Principal Portion of the Assessment per unit. There are a total of 909 units expected to be built on the Assessed Property. The total Assessments, which represent the aggregate sum of the total Annual Installments, are equal to \$17,564,607 as shown in Table IV-C. The Principal Portion of the Assessments, which represent the PID Assessment portion of the Bonds as shown in Table IV-A, is equal to \$5,291,000. As a result the Maximum Assessment per unit and the Maximum Principal Portion of the Assessment per Residential Dwelling Unit are \$19,323 and \$5,820.68, respectively, as shown in Table V-A below.

TABLE V-A
Assessment per Unit

Description	Assessments	Principal Portion of the Assessments
Total Amount	\$17,564,607	\$5,291,000
Estimated total units	909	909
Assessment per unit	\$19,323.00	\$5,820.68

Table V-B in the following page shows the estimated Annual Installment per unit through maturity of the Bonds.

TABLE V-B
Annual Installment per Unit

Year	Annual Assessment (Principal and Interest) ¹	Annual Collection Costs ²	Annual Installment ³	Outstanding Principal Amount ⁴
1	\$261.93	\$27.50	\$289.43	\$5,820.68
2	\$523.86	\$28.05	\$551.91	\$5,820.68
3	\$523.86	\$28.61	\$552.48	\$5,820.68
4	\$523.86	\$29.19	\$553.05	\$5,820.68
5	\$523.86	\$29.77	\$553.63	\$5,820.68
6	\$523.86	\$30.37	\$554.23	\$5,820.68
7	\$523.86	\$30.97	\$554.83	\$5,820.68
8	\$523.86	\$31.59	\$555.45	\$5,820.68
9	\$530.46	\$32.22	\$562.69	\$5,814.08
10	\$540.87	\$32.87	\$573.74	\$5,796.48
11	\$552.49	\$33.53	\$586.01	\$5,765.68
12	\$565.12	\$34.20	\$599.31	\$5,719.47
13	\$577.46	\$34.88	\$612.34	\$5,656.77
14	\$590.52	\$35.58	\$626.09	\$5,575.36
15	\$604.09	\$36.29	\$640.38	\$5,473.05
16	\$619.09	\$37.02	\$656.10	\$5,346.53
17	\$631.90	\$37.76	\$669.66	\$5,195.82
18	\$646.94	\$38.51	\$685.45	\$5,016.50
19	\$662.71	\$39.28	\$701.99	\$4,805.28
20	\$676.70	\$40.07	\$716.77	\$4,561.06
21	\$689.92	\$40.87	\$730.79	\$4,281.63
22	\$702.18	\$41.68	\$743.86	\$3,964.80
23	\$713.27	\$42.52	\$755.79	\$3,608.36
24	\$722.99	\$43.37	\$766.36	\$3,210.12
25	\$733.36	\$44.24	\$777.59	\$2,765.68
26	\$741.76	\$45.12	\$786.88	\$2,272.83
27	\$749.11	\$46.02	\$795.13	\$1,728.27
28	\$756.20	\$46.94	\$803.15	\$1,127.61
29	\$761.55	\$47.88	\$809.43	\$467.55
30	\$509.63	\$48.84	\$558.47	\$0.00
Total	\$18,207.27	\$1,115.73	\$19,323.00	

Notes:

- 1 – The actual breakdown of principal and interest for each portion will be included upon pricing of Bonds.
- 2 – Annual Collection Costs are estimated.
- 3 – Total annual installment equals P&I (PID assessed portion) + annual collection costs.
- 4 – The actual outstanding principal portion of assessments will be shown once the actual principal repayment schedule becomes available at Bond pricing. The amount of prepayments will be calculated pursuant to Section VI (E) of this Service and Assessment Plan.

Section VI
TERMS OF THE ASSESSMENTS

A. Amount of Assessments

The Assessment for each Parcel is shown on the Assessment Roll, and no Assessment shall be changed except as authorized by this Service and Assessment Plan (including the Annual Service Plan Updates) and the PID Act. The Assessments shall not exceed the amount required to repay principal and interest on the Bonds and Collection Costs.

B. Reallocation of Assessments

1. Subdivision

Upon the subdivision of any Parcel, the Assessment for the Parcel prior to the subdivision shall be reallocated among the new subdivided Parcels according to the following formula:

$$A = B \times (C \div D)$$

Where the terms have the following meanings:

- A = the Assessment for each new subdivided Parcel
- B = the Assessment for the Parcel prior to subdivision
- C = the estimated number of units to be built on each newly subdivided Parcel
- D = the sum of the estimated number of units to be built on all of the new subdivided Parcels

The calculation of the estimated number of units to be built on a Parcel shall be performed by the Administrator and confirmed by the City Council based on the information available regarding the use of the Parcel. The estimate as confirmed shall be conclusive. The number of units to be built on a Parcel may be estimated by net land area and reasonable density ratios.

The sum of the Assessments for all newly subdivided Parcels shall equal the Assessment for the Parcel prior to subdivision. The calculation shall be made separately for each newly subdivided Parcel. The reallocation of an Assessment for a Parcel that is a homestead under Texas law may not exceed the Assessment prior to the reallocation and to the extent the reallocation would exceed such amount, it shall be prepaid by such amount by the party requesting the subdivision of the Parcels. Any reallocation pursuant to this section shall be reflected in an Annual Service Plan Update approved by the City Council.

2. Consolidation

Upon the consolidation of two or more Parcels, the Assessment for the consolidated Parcel shall be the sum of the Assessments for the Parcels prior to consolidation. The reallocation of an Assessment for a Parcel that is a homestead under Texas law may not exceed the Assessment prior to the reallocation and to the extent the reallocation would exceed such amount, it shall be prepaid by such amount by the party requesting the consolidation of the Parcels. Any

reallocation pursuant to this section shall be reflected in an Annual Service Plan Update approved by the City Council.

C. Mandatory Prepayment of Assessments

1. If at any time the Principal Portion of the Assessment on a Parcel exceeds the Maximum Principal Portion of the Assessment per Residential Dwelling Unit calculated for the Parcel as a result of any reallocation of an Principal Portion of the Assessment authorized by this Service and Assessment Plan and initiated by the owner of the Parcel, then such owner shall pay to the City prior to the recordation of the document subdividing the Parcel the amount calculated by the Administrator by which the Principal Portion of the Assessment for the Parcel exceeds the Maximum Principal Portion of the Assessment per Residential Dwelling Unit for the Parcel. The City shall not approve the recordation of a plat or other document subdividing a Parcel without a letter from the Administrator either (a) confirming that the Principal Portion of the Assessment for any new Parcel created by the subdivision will not exceed the Maximum Principal Portion of the Assessment per Residential Dwelling Unit for each Parcel, or (b) confirming the payment of the Principal Portion of the Assessments, plus all Prepayment Costs, as provided for herein.

2. If a Parcel subject to Assessments is transferred to a party that is exempt from the payment of the Assessment under applicable law, or if an owner causes a Parcel subject to Assessments to become Non-Benefited Property, the owner of such Parcel shall pay to the City the full amount of the Principal Portion of the Assessment on such Parcel, plus all Prepayment Costs, prior to any such transfer or act.

3. The payments required above shall be treated the same as any Assessment that is due and owing under the Act, the Assessment Ordinance, and this Service and Assessment Plan, including the same lien priority, penalties, procedures, and foreclosure specified by the Act.

D. Reduction of Assessments

1. If after all Authorized Improvements have been completed, there are excess Bond proceeds being available to redeem Bonds, then the Assessments and Annual Installments for each Parcel shall be reduced by an equal percentage such that the sum of the resulting reduced Assessments and Annual Installments for all Parcels equals the amount required to repay the Bonds after such redemption, including interest on the Bonds and Collection Costs, and such excess Bond proceeds shall be applied to redeem Bonds. The Principal Portion of the Assessment for each Parcel shall be reduced by an equal percentage such that the sum of the resulting reduced Principal Portion of the Bonds is equal to the outstanding principal amount of the Bonds.

2. If all the Authorized Improvements are not undertaken, resulting in excess Bond proceeds being available to redeem Bonds, then the Assessments and Annual Installments for each Parcel shall be appropriately reduced by the City Council to reflect only the amounts required to repay the Bonds, including interest on the Bonds and Collection Costs, and such excess Bond proceeds shall be applied to redeem Bonds. The City Council may reduce the Assessments and the Annual Installments for each Parcel (i) in an amount that represents the Authorized Improvements provided for each Parcel or (ii) by an equal percentage, if determined by the City Council to be the most fair and practical means of reducing the Assessments for each Parcel,

such that the sum of the resulting reduced Assessments equals the amount required to repay the Bonds, including interest on the Bonds and Collection Costs. The Principal Portion of the Assessment for each Parcel shall be reduced pro rata to the reduction in the Assessments for each Parcel such that the sum of the resulting reduced Principal Portion of the Bonds is equal to the outstanding principal amount of the Bonds.

E. Payment of Assessments

1. Payment in Full

(a) The Principal Portion of the Assessment for any Parcel may be paid in full at any time. Such payment shall include all Prepayment Costs. If prepayment in full will result in redemption of Bonds, the payment amount shall be reduced by the amount, if any, of interest through the date of redemption of Bonds and reserve funds applied to the redemption under the Trust Indenture, net of any other costs applicable to the redemption of Bonds.

(b) If an Annual Installment has been billed prior to payment in full of an Assessment, the Annual Installment shall be due and payable and shall be credited against the payment-in-full amount.

(c) Upon payment in full of the Principal Portion of the Assessment and all Prepayment Costs, the City shall deposit the payment in accordance with the Trust Indenture; whereupon, the Assessment shall be reduced to zero, and the owner's obligation to pay the Assessment and Annual Installments thereof shall automatically terminate.

(d) At the option of the owner, the Principal Portion of the Assessment on any Parcel plus Prepayment Costs may be paid in part in an amount sufficient to allow for a convenient redemption of Bonds as determined by the Administrator. Upon the payment of such amounts for a Parcel, the Assessment for the Parcel shall be reduced, the Assessment Roll shall be updated to reflect such partial payment, and the obligation to pay the Annual Installment for such Parcel shall be reduced to the extent the partial payment is made.

2. Payment in Annual Installments

The Act provides that an Assessment for a Parcel may be paid in full at any time. If not paid in full, the Act authorizes the City to collect interest and Collection Costs in Annual Installments. An Assessment for a Parcel that is not paid in full will be collected in Annual Installments each year in the amounts shown in the Assessment Roll, as updated as provided for herein, which include interest and Annual Collection Costs. Payment of the Annual Installments shall commence with tax bills mailed after the initial issuance of Bonds.

Each Assessment shall be paid with interest of no more than the lesser of (i) the actual interest rate paid on the Bonds and (ii) twelve percent per annum. The Assessment Roll sets forth for each year the Annual Installment for each Parcel based on an estimated annual interest rate of 9%. The actual interest on the Bonds may be different than the interest rate estimated in the Assessment Roll, but may not exceed twelve percent per annum. Furthermore, the Annual Installments may not exceed the amounts shown on the Assessment Roll. The Assessment Roll shall be updated once the interest rate is known on the Bonds to reflect the actual interest rate.

The Annual Installments shall be reduced to equal the actual costs of repaying the Bonds and actual Annual Collection Costs (as provided for in the definition of such term), taking into consideration any other available funds for these costs, such as interest income on account balances.

F. Collection of Annual Installments

No less frequently than annually, the Administrator shall prepare, and the City Council shall approve, an Annual Service Plan Update to allow for the billing and collection of Annual Installments. Each Annual Service Plan Update shall include an updated Assessment Roll and a calculation of the Annual Installment for each Parcel. Annual Collection Costs shall be allocated among Parcels in proportion to the amount of the Annual Installments for the Parcels. Each Annual Installment shall be reduced by any credits applied under the applicable Trust Indenture, such as capitalized interest, interest earnings on any account balances, and any other funds available to the Trustee for such purpose, including any existing deposits for a prepayment reserve. Annual Installments shall be collected by the City in the same manner and at the same time as ad valorem taxes and shall be subject to the same penalties, procedures, and foreclosure sale in case of delinquencies as are provided for ad valorem taxes of the City. The City Council may provide for other means of collecting the Annual Installments to the extent permitted under the PID Act. The Assessments shall have lien priority as specified in the Act.

Any sale of property for nonpayment of the Annual Installments shall be subject to the lien established for the remaining unpaid Annual Installments against such property and such property may again be sold at a judicial foreclosure sale if the purchaser thereof fails to make timely payment of the non-delinquent Annual Installments against such property as they become due and payable.

Section VII
THE ASSESSMENT ROLL

Exhibit D identifies each Parcel within PID No. 2, the Benefited Property, the Assessed Property and Non-Assessed Property. The Assessment Roll includes each Parcel of Assessed Property, the Assessment imposed on each Parcel, the Principal Portion of the Assessments, and the Annual Installments to be paid each year for each Parcel if the Assessment is not paid in full for any Parcel. The Assessment on each Parcel is based on the number of units expected to be built on each Parcel, and the Assessment per unit results, as explained herein.

Each Parcel of Assessed Property has been evaluated by the City Council (based on the developable area, proposed Owner Association Property and Public Property, best and highest use of the property, and other development factors deemed relevant by the City Council) to determine, the number of dwelling units anticipated to be developed on a Parcel. Each dwelling unit is then multiplied by the Assessment per dwelling unit set forth in Table V-B of this Service and Assessment Plan, and the total of such amounts for all dwelling units for the Parcel shall constitute the "Assessment" for the Parcel as set forth on the Assessment Roll. The Assessment Roll shall be updated upon the preparation of each Annual Service Plan Update to reflect, for each Parcel, subdivisions, consolidations, prepayments, and reductions authorized by this Service and Assessment Plan.

The Administrator shall prepare, and the City Council shall review and approve, annual updates to the Assessment Roll as the Annual Service Plan Update to reflect the following matters, together with any other changes helpful to the Administrator or the City and permitted by the Act: (i) the identification of each Parcel as Benefited Property, Assessed Property, and Non-Assessed Property; (ii) the Assessment for each Parcel, including any adjustments authorized by this Service and Assessment Plan or in the Act; (iii) the Principal Portion of the Assessment for each Parcel, including any adjustments authorized by this Service and Assessment Plan or in the Act; (iv) the Annual Installment for the Parcel for the year (if the Assessment is payable in installments); and (v) payments of the Assessment, if any, as provided by Section VI.C of this Service and Assessment Plan.

Once Bonds are issued, the Assessment Roll shall be updated, which update may be done in the next Annual Service Plan Update, to reflect any changes resulting from the issuance of the Bonds. This update shall reflect the actual interest on the Bonds at which the Annual Installments shall be paid, any reduction in the Assessments and the Principal Portion of the Assessments, changes to the Maximum Assessments and Maximum Principal Portion of the Assessment per Residential Dwelling Unit, and any revisions in the Costs to be funded by the Bonds and Developer funds.

**Section VIII
MISCELLANEOUS PROVISIONS**

A. Administrative Review

An owner of an Assessed Parcel claiming that a calculation error has been made in the Assessment Roll, including the calculation of the Annual Installment, shall send a written notice describing the error to the City not later than thirty (30) days after the date any amount which is alleged to be incorrect is due prior to seeking any other remedy. The Administrator shall promptly review the notice, and if necessary, meet with the Assessed Parcel owner, consider written and oral evidence regarding the alleged error and decide whether, in fact, such a calculation error occurred.

If the Administrator determines that a calculation error has been made and the Assessment Roll should be modified or changed in favor of the Assessed Parcel owner, such change or modification shall be presented to the City Council for approval, to the extent permitted by the Act. A cash refund may not be made for any amount previously paid by the Assessed Parcel owner (except for the final year during which the Annual Installment shall be collected or if it is determined there are sufficient funds to meet the expenses of the PID No. 2 for the current year), but an adjustment may be made in the amount of the Annual Installment to be paid in the following year. The decision of the Administrator regarding a calculation error relating to the Assessment Roll may be appealed to the City Council. Any amendments made to the Assessment Roll pursuant to calculation errors shall be made pursuant to the PID Act.

The decision of the Administrator, or if such decision is appealed to the City Council, the decision of the City Council, shall be conclusive as long as there is a reasonable basis for such determination. This procedure shall be exclusive and its exhaustion by any property owner shall be a condition precedent to any other appeal or legal action by such owner.

B. Termination of Assessments

Each Assessment shall be extinguished on the date the Assessment is paid in full, including unpaid Annual Installments and Delinquent Collection Costs, if any. After the extinguishment of an Assessment and the collection of any delinquent Annual Installments and Delinquent Collection Costs, the City shall provide the owner of the affected Parcel a recordable "Notice of Cancellation of PID No. 2 Assessment."

C. Amendments

The City Council reserves the right to the extent permitted by the Act to amend this Service and Assessment Plan without notice under the Act and without notice to property owners of Parcels: (i) to correct mistakes and clerical errors; (ii) to clarify ambiguities; and (iii) to provide procedures for the collection and enforcement of Assessments, Prepayment Costs, Collection Costs, and other charges imposed by the Service and Assessment Plan.

D. Administration and Interpretation of Provisions

The City Council shall administer PID No. 2, this Service and Assessment Plan, and all Annual Service Plan Updates consistent with the PID Act, and shall make all interpretations and determinations related to the application of this Service and Assessment Plan unless stated otherwise herein or in the Trust Indenture, such determination shall be conclusive.

E. Severability

If any provision, section, subsection, sentence, clause or phrase of this Service and Assessment Plan or the application of same to an Assessed Parcel or any person or set of circumstances is for any reason held to be unconstitutional, void or invalid, the validity of the remaining portions of this Service and Assessment Plan or the application to other persons or sets of circumstances shall not be affected thereby, it being the intent of the City Council in adopting this Service and Assessment Plan that no part hereof or provision or regulation contained herein shall become inoperative or fail by reason of any unconstitutionality, voidness or invalidity of any other part hereof, and all provisions of this Service and Assessment Plan are declared to be severable for that purpose.

If any provision of this Service and Assessment Plan is determined by a court to be unenforceable, the unenforceable provision shall be deleted from this Service and Assessment Plan and the unenforceable provision shall, to the extent possible, be rewritten to be enforceable and to give effect to the intent of the City.

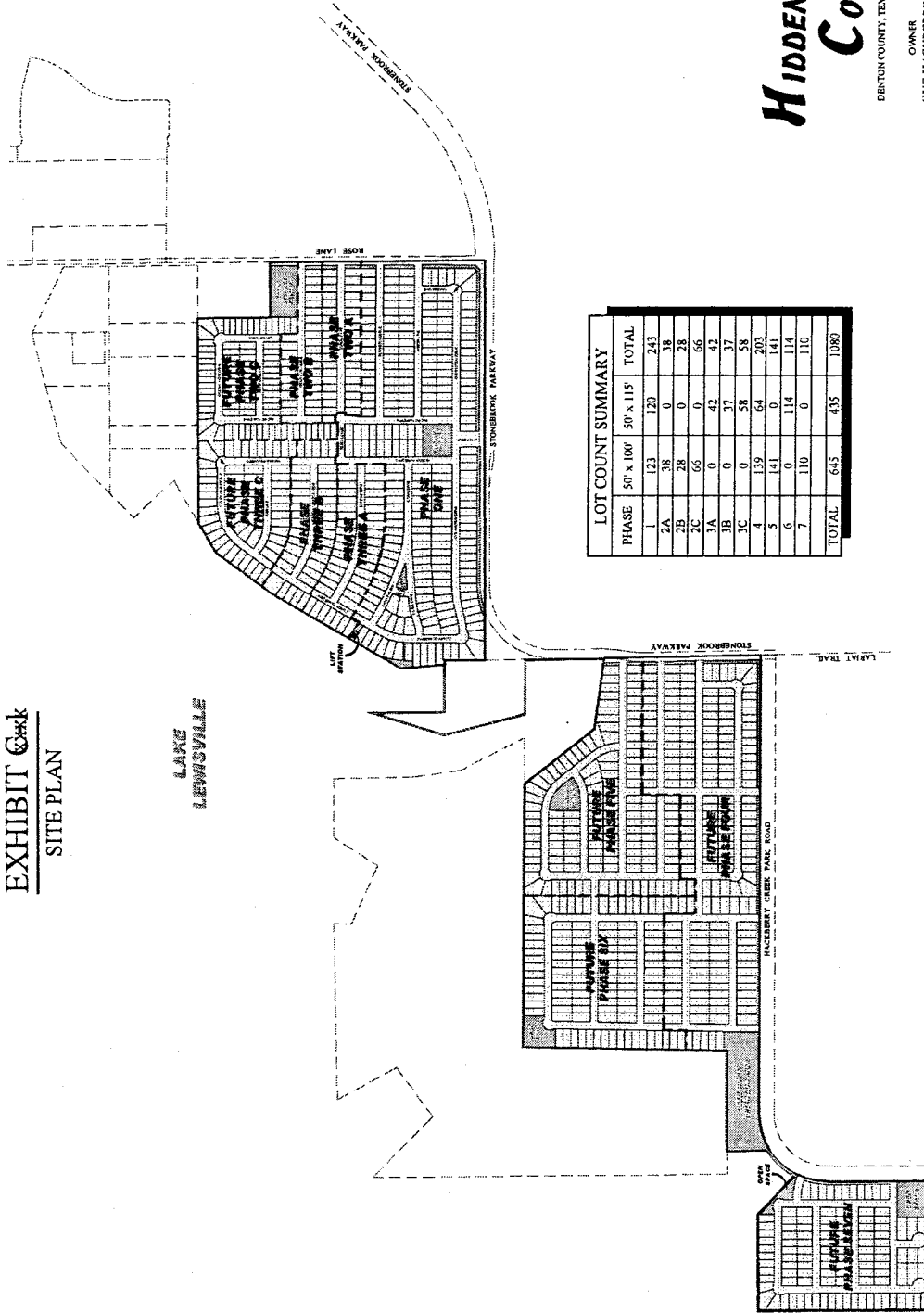
Exhibit A

PID No. 2 MAP

EXHIBIT C
SITE PLAN

LAKE LEWISVILLE

NOT TO SCALE



LOT COUNT SUMMARY

PHASE	50' x 100'	50' x 115'	TOTAL
1	123	120	243
2A	38	0	38
2B	28	0	28
2C	66	0	66
3A	0	42	42
3B	0	37	37
3C	0	58	58
4	139	64	203
5	141	0	141
6	0	114	114
7	110	0	110
TOTAL	645	435	1080

HIDDEN COVE
DENTON COUNTY, TEXAS

OWNER
ONE HACKBERRY, LTD.
5233 VILLAGE CREEK DRIVE, SUITE 300
972-91-9337 PLANO, TEXAS 75097

ENGINEER
DOWDY, ANDERSON & ASSOCIATES, INC.
2000 Ross Street, Suite 200
Plano, Texas 75075

Exhibit prepared November 2008.
This exhibit is for illustrative purposes only, and does not
constitute a contract. All necessary approvals for this project, as it relates to this site plan, are required.

Exhibit B

ESTIMATED COSTS OF AUTHORIZED IMPROVEMENTS

HIDDEN COVE - JOINT ROAD CONTRACT

Hackberry ETJ, Denton County, Texas

Summary of Estimated Projects and Costs

	DIRECT	INDIRECT	TOTAL
Roadway Improvements (includes excavation, paving and offsite paving)	\$ 4,432,597.91	\$ 711,839.80	\$ 5,144,437.71
Landscaping & Screening Improvements (includes open space and collector landscaping, screening walls, open space improvements)	\$ 912,430.50	\$	\$ 912,430.50
City, Professional and Miscellaneous Fees	\$ 1,935,074.50	\$	\$ 1,935,074.50
General Contingency (15%)	\$ 764,798.33	\$	\$ 764,798.33
Eligible PID Project Costs	\$ 8,044,901.23	\$ 711,839.80	\$ 8,756,741.03

HIDDEN COVE - JOINT ROAD CONTRACT

Hackberry ETJ, Denton County, Texas

Total Lots: **1,080**
Prepared: **12/19/08**

Total Acres: **208.272**
Revised:

Overall Opinion of Probable Cost Summary by Tract For PID Creation

TRACT ID	Area	Lots	Cost	By Lot	By Acre
	(Ac)	(#)	(\$)	(\$)	(\$)
OVERALL (INDIRECT)	208.272	1,080	\$711,840	\$659	\$3,418
PHASE ONE (DIRECT)	48.281	243	\$1,764,751	\$7,262	\$36,552
PHASE TWO A (DIRECT)	5.798	38	\$210,670	\$5,544	\$36,335
PHASE TWO B (DIRECT)	5.324	28	\$294,805	\$10,529	\$55,373
PHASE TWO C (DIRECT)	13.044	66	\$474,375	\$7,188	\$36,367
PHASE THREE A (DIRECT)	7.782	42	\$206,027	\$4,905	\$26,475
PHASE THREE B (DIRECT)	7.578	37	\$222,525	\$6,014	\$29,365
PHASE THREE C (DIRECT)	11.197	58	\$403,075	\$6,950	\$35,998
PHASE FOUR (DIRECT)	41.027	203	\$1,815,649	\$8,944	\$44,255
PHASE FIVE (DIRECT)	24.577	141	\$969,145	\$6,873	\$39,433
PHASE SIX (DIRECT)	22.155	114	\$758,425	\$6,653	\$34,233
PHASE SEVEN (DIRECT)	21.509	110	\$925,455	\$8,413	\$43,026
CATEGORY TOTALS	208.272	1,080	\$8,756,741	\$8,108	\$42,045

Phases One, Two A and Three A of Tract 1 have been constructed for a total of 323 lots. Of these 323 lots, 171 are developed and occupied. All remaining undeveloped lots include 152 lots from Tract 1 and 757 lots from Phases Two B, Two C, Three B, Three C, Four, Five, Six and Seven, for a total of 909 undeveloped lots.

	Lots	Percent	Allotted Cost
Developed	171	16%	\$1,386,484.00
Undeveloped	<u>909</u>	<u>84%</u>	<u>\$7,370,257.04</u>
TOTAL	1080	100%	\$8,756,741.03

HIDDEN COVE OVERALL (INDIRECT COST)

Hackberry ETJ, Denton County, Texas

Total Lots: **1080**

Prepared: **12/19/08**

Total Acres: **208.272**

Revised:

Opinion of Probable Cost Summary For PID Creation

CATEGORY	By Category	By Lot	By Acre
OFF-SITE IMPROVEMENTS	\$1,259,180	\$1,166	\$6,046
<i>SUB-TOTALS</i>	\$1,329,180	\$1,231	\$6,382
<i>OVERALL CONTINGENCY/ESCALATION (15%)</i>	\$94,500	\$88	\$454
CATEGORY SUBTOTALS	\$1,423,680	\$1,318	\$6,836
CATEGORY TOTALS (50%)*	\$711,840	\$659	\$3,418

*A cost sharing of 50 percent for improvements is based on future use by projected populations. The City of Hackberry currently has a population of approximately 1,000-1,500. At build-out, the population is expected to reach 3,500-4,000. Similarly, current and future phases of the Hidden Cove development are projected to add an additional population of 3,500-4,000. Thus, each contributing about half of the total population of the immediate area.

Opinion of Probable Cost
HIDDEN COVE OVERALL (INDIRECT COST)

Hackberry ETJ, Denton County, Texas

Total Lots: **1080**
 Prepared: **12/19/08**

Total Acres: **208.272**
 Revised:

OFF-SITE IMPROVEMENTS		UNIT COST	UNIT	QTY	TOTAL
		(\$)	(-)	(± #)	(\$)
	PHASE ONE STONEBROOK PARKWAY	\$ 255,378.40	LS.	1	\$ 510,756.80
	PHASE ONE ROSE LANE	\$ 188,422.80	LS.	1	\$ 188,422.80
PHASE FOUR	8" THOROUGHFARE PAVEMENT	\$ 28.00	SY.	7700	\$ 215,600.00
	LIME TREATED SUBGRADE	\$ 1.50	SY.	8100	\$ 12,150.00
	HYDRATED LIME	\$ 100.00	TN.	150	\$ 15,000.00
	TRAFFIC CONTROL & BUTTONS	\$ 8,000.00	LS.	1	\$ 8,000.00
	REMOVAL OF EXISTING ASPHALT	\$ 6,000.00	LS.	1	\$ 6,000.00
	EXCAVATION	\$ 2.10	LF.	7500	\$ 15,750.00
	MISCELLANEOUS ITEMS (5%)				\$ 14,500.00
PHASE SEVEN	8" THOROUGHFARE PAVEMENT	\$ 28.00	SY.	7360	\$ 206,080.00
	LIME TREATED SUBGRADE	\$ 1.50	SY.	7760	\$ 11,640.00
	HYDRATED LIME	\$ 100.00	TN.	140	\$ 14,000.00
	TRAFFIC CONTROL & BUTTONS	\$ 8,000.00	LS.	1	\$ 8,000.00
	REMOVAL OF EXISTING ASPHALT	\$ 6,000.00	LS.	1	\$ 6,000.00
	EXCAVATION	\$ 2.10	LF.	6500	\$ 13,650.00
	MISCELLANEOUS ITEMS (5%)				\$ 13,630.00
TOTAL					\$ 1,259,179.60

CITY, PROFESSIONAL & MISCELLANEOUS FEES		UNIT COST	UNIT	QTY	TOTAL
		(\$)	(-)	(± #)	(\$)
SEVEN FOUR	ENGR/STAKING	\$ 38,000.00	LS.	1	\$ 38,000.00
	MATERIAL TESTING	\$ 5,000.00	LS.	1	\$ 5,000.00
	PRINTS, PLATS, ETC.	\$ 4,000.00	LS.	1	\$ 4,000.00
	ENGR/STAKING	\$ 18,000.00	LS.	1	\$ 18,000.00
	MATERIAL TESTING	\$ 3,000.00	LS.	1	\$ 3,000.00
	PRINTS, PLATS, ETC.	\$ 2,000.00	LS.	1	\$ 2,000.00
TOTAL					\$ 70,000.00

HIDDEN COVE PHASE ONE (DIRECT COST)

Hackberry ETJ, Denton County, Texas

Total Lots: **243**
Prepared: **12/19/08**

Total Acres: **48.281**
Revised:

Opinion of Probable Cost Summary For PID Creation

CATEGORY	By Category	By Lot	By Acre
EROSION CONTROL	\$0	\$0	\$0
EXCAVATION	\$185,615	\$764	\$3,844
PAVING	\$793,346	\$3,265	\$16,432
SCREENING WALL / LANDSCAPE IMPROVEMENTS	\$385,040	\$1,585	\$7,975
CITY, PROFESSIONAL & MISCELLANEOUS FEES	\$400,750	\$1,649	\$8,300
SUB-TOTALS	\$1,764,751	\$7,262	\$36,552
CATEGORY TOTALS	\$1,764,751	\$7,262	\$36,552

Opinion of Probable Cost
HIDDEN COVE PHASE ONE (DIRECT COST)

Hackberry ETJ, Denton County, Texas

Total Lots: **243**
 Prepared: **12/19/08**

Total Acres: **48.281**
 Revised:

EXCAVATION	UNIT COST	UNIT	QTY	TOTAL
	(\$)	(-)	(±#)	(\$)
DEMOLISH EXISITING STRUCTURES/PAVING	\$ 28,000.00	LS.	1	\$ 28,000.00
CLEARING & GRUB RIGHT OF WAY (R.O.W.) & PONDS	\$ 450.00	AC.	12.9	\$ 5,805.00
TEMP. 24' GRAVEL DETOUR	\$ 5.20	SY.	5800	\$ 30,160.00
REMOVE TEMP. 24' GRAVEL DETOUR	\$ 12,000.00	LS.	1	\$ 12,000.00
STREET & RIGHT-OF-WAY EXCAVATION	\$ 1.90	CY.	42000	\$ 79,800.00
ROSE LANE EXISTING ASPHALT PAVING REMOVAL	\$ 14,000.00	LS.	1	\$ 14,000.00
ROSE LANE EXCAVATION	\$ 1.90	CY.	4000	\$ 7,600.00
TREE REMOVAL	\$ 8,250.00	LS.	1	\$ 8,250.00
TOTAL				\$ 185,615.00

PAVING	UNIT COST	UNIT	QTY	TOTAL
	(\$)	(-)	(±#)	(\$)
6" LIME TREATED SUBGRADE	\$ 1.30	SY.	44889	\$ 58,355.70
6" HYDRATED LIME	\$ 110.00	TN.	646	\$ 71,060.00
5" REINF. CONCRETE STREET PAVEMENT	\$ 17.75	SY.	28696	\$ 509,354.00
6" STANDARD CURB	\$ 2.00	LF.	1687	\$ 3,374.00
PAVEMENT HEADER & BARRICADE	\$ 60.00	LF.	108	\$ 6,480.00
5" CONCRETE PARKING STALLS	\$ 30.00	SY.	634	\$ 19,020.00
4' SIDEWALK	\$ 3.00	SF.	1204	\$ 3,612.00
5' SIDEWALK	\$ 3.00	SF.	1820	\$ 5,460.00
BARRIER FREE RAMPS	\$ 1,000.00	EA.	2	\$ 2,000.00
PARKING LOT STRIPING (INCL. HANDICAP STRIPING)	\$ 3,600.00	LS.	1	\$ 3,600.00
CHANGE ORDERS	\$ 109,530.20	LS.	1	\$ 109,530.20
MAINTENANCE BOND	\$ 1,500.00	EA.	1	\$ 1,500.00
TOTAL				\$ 793,345.90

SCREENING WALL / LANDSCAPE IMPROVEMENTS	UNIT COST	UNIT	QTY	TOTAL
	(\$)	(-)	(±#)	(\$)
SCREENING WALL & SIDEWALK QUANTITIES	\$ 372,736.00	LS.	1	\$ 372,736.00
LANDSCAPE / IRRIGATION	\$ 12,304.00	LS.	1	\$ 12,304.00
TOTAL				\$ 385,040.00

CITY, PROFESSIONAL & MISCELLANEOUS FEES	UNIT COST	UNIT	QTY	TOTAL
	(\$)	(-)	(±#)	(\$)
INSPECTION FEES	\$ 82,000.00	LS.	1	\$ 82,000.00
ENGINEERING	\$ 156,750.00	LS.	1	\$ 156,750.00
ENVIRONMENTAL & GEOTECHNICAL	\$ 41,500.00	LS.	1	\$ 41,500.00
CONSTRUCTION MANAGEMENT	\$ 120,500.00	LS.	1	\$ 120,500.00
TOTAL				\$ 400,750.00

HIDDEN COVE PHASE TWO A (DIRECT COST)

Hackberry ETJ, Denton County, Texas

Total Lots: **38**
Prepared: **12/19/08**

Total Acres: **5.798**
Revised:

Opinion of Probable Cost Summary For PID Creation

CATEGORY	By Category	By Lot	By Acre
EROSION CONTROL	\$0	\$0	\$0
EXCAVATION	\$6,737	\$177	\$1,162
PAVING	\$89,132	\$2,346	\$15,373
SCREENING WALL / LANDSCAPE IMPROVEMENTS	\$45,235	\$1,190	\$7,802
CITY, PROFESSIONAL & MISCELLANEOUS FEES	\$69,566	\$1,831	\$11,998
SUB-TOTALS	\$210,670	\$5,544	\$36,335
CATEGORY TOTALS	\$210,670	\$5,544	\$36,335

Opinion of Probable Cost
HIDDEN COVE PHASE TWO A (DIRECT COST)

Hackberry ETJ, Denton County, Texas

Total Lots: **38**
 Prepared: **12/19/08**

Total Acres: **5.798**
 Revised:

EXCAVATION	UNIT COST	UNIT	QTY	TOTAL
	(\$)	(-)	(±#)	(\$)
CLEARING & GRUB RIGHT OF WAY (R.O.W.) & ESMTS	\$ 273.61	AC.	1.1	\$ 300.97
STREET & RIGHT-OF-WAY EXCAVATION	\$ 2.39	CY.	2693	\$ 6,436.27
TOTAL				\$ 6,737.24

PAVING	UNIT COST	UNIT	QTY	TOTAL
	(\$)	(-)	(±#)	(\$)
6" LIME TREATED SUBGRADE	\$ 1.70	SY.	3245	\$ 5,516.50
6" HYDRATED LIME	\$ 110.00	TN.	58	\$ 6,380.00
5" REINF. CONCRETE STREET PAVEMENT	\$ 24.20	SY.	3006	\$ 72,745.20
SAWCUT & REMOVE EXISTING CURB	\$ 20.00	LF.	67	\$ 1,340.00
CONNECT TO EXISTING	\$ 750.00	EA.	1	\$ 750.00
PAYMENT, MAINTENANCE BONDS	\$ 2,400.00	EA.	1	\$ 2,400.00
TOTAL				\$ 89,131.70

SCREENING WALL / LANDSCAPE IMPROVEMENTS	UNIT COST	UNIT	QTY	TOTAL
	(\$)	(-)	(±#)	(\$)
2' X 2' BRICK COLUMN	\$ 765.00	EA.	20	\$ 15,300.00
6' BRICK THIN WALL	\$ 45.00	LF.	200	\$ 9,000.00
18" CONCRETE PIER	\$ 435.00	EA.	20	\$ 8,700.00
ANGLE IRON (3"X3"X3/8")	\$ 8.78	LF.	200	\$ 1,755.00
4' CONCRETE SIDEWALK	\$ 3.05	SF.	800	\$ 2,440.00
CASTSTONE SIGN (2'X10')	\$ 2,000.00	EA.	0	\$ -
24" MOW STRIP	\$ 4.95	LF.	200	\$ 990.00
1 YEAR MAINTENANCE BOND	\$ 7,050.00	EA.	1	\$ 7,050.00
TOTAL				\$ 45,235.00

CITY, PROFESSIONAL & MISCELLANEOUS FEES	UNIT COST	UNIT	QTY	TOTAL
	(\$)	(-)	(±#)	(\$)
INSPECTION FEES	\$ 6,876.00	LS.	1	\$ 6,876.00
ENGINEERING	\$ 33,440.00	LS.	1	\$ 33,440.00
ENVIRONMENTAL & GEOTECHNICAL	\$ 5,500.00	LS.	1	\$ 5,500.00
CONSTRUCTION MANAGEMENT	\$ 23,750.00	LS.	1	\$ 23,750.00
TOTAL				\$ 69,566.00

HIDDEN COVE PHASE TWO B (DIRECT COST)

Hackberry ETJ, Denton County, Texas

Total Lots: **28**
Prepared: **12/19/08**

Total Acres: **5.324**
Revised:

Opinion of Probable Cost Summary For PID Creation

CATEGORY	By Category	By Lot	By Acre
EXCAVATION	\$7,000	\$250	\$1,315
PAVING	\$109,000	\$3,893	\$20,473
SCREENING WALL / LANDSCAPE IMPROVEMENTS	\$26,852	\$959	\$5,044
CITY, PROFESSIONAL & MISCELLANEOUS FEES	\$113,500	\$4,054	\$21,319
<i>SUB-TOTALS</i>	\$256,352	\$9,155	\$48,150
<i>OVERALL CONTINGENCY/ESCALATION (15%)</i>	\$38,453	\$1,373	\$7,223
CATEGORY TOTALS	\$294,805	\$10,529	\$55,373

Opinion of Probable Cost
HIDDEN COVE PHASE TWO B (DIRECT COST)

Hackberry ETJ, Denton County, Texas

Total Lots: **28**
 Prepared: **12/19/08**

Total Acres: **5.324**
 Revised:

EXCAVATION	UNIT COST	UNIT	QTY	TOTAL
	(\$)	(-)	(±#)	(\$)
CLEARING & GRUB RIGHT OF WAY (R.O.W.) & ESMTS	\$ 1,000.00	AC.	1.6	\$ 1,600.00
STREET & RIGHT-OF-WAY EXCAVATION	\$ 2.10	CY.	2397	\$ 5,033.70
MISCELLANEOUS ITEMS (5%)				\$ 366.30
TOTAL				\$ 7,000.00

MISCELLANEOUS ITEMS (5%)				\$ 2,474.00
TOTAL				\$ -

PAVING	UNIT COST	UNIT	QTY	TOTAL
	(\$)	(-)	(±#)	(\$)
6" LIME TREATED SUBGRADE	\$ 1.50	SY.	4414	\$ 6,621.00
6" HYDRATED LIME	\$ 100.00	TN.	79	\$ 7,900.00
5" REINF. CONCRETE STREET PAVEMENT	\$ 21.00	SY.	4110	\$ 86,310.00
PAVEMENT HEADER & BARRICADE	\$ 45.00	LF.	27	\$ 1,215.00
SAWCUT & REMOVE EXISTING CURB	\$ 10.00	LF.	67	\$ 670.00
CONNECT TO EXISTING	\$ 500.00	EA.	1	\$ 500.00
MISCELLANEOUS ITEMS (5%)				\$ 5,784.00
TOTAL				\$ 109,000.00
TOTAL				\$ -

SCREENING WALL / LANDSCAPE IMPROVEMENTS	UNIT COST	UNIT	QTY	TOTAL
	(\$)	(-)	(±#)	(\$)
2' X 2' BRICK COLUMN	\$ 765.00	EA.	10	\$ 7,650.00
6' BRICK THIN WALL	\$ 45.00	LF.	110	\$ 4,950.00
18" CONCRETE PIER	\$ 435.00	EA.	10	\$ 4,350.00
ANGLE IRON (3"X3"X3/8")	\$ 8.78	LF.	110	\$ 965.25
4' CONCRETE SIDEWALK	\$ 3.05	SF.	440	\$ 1,342.00
24" MOW STRIP	\$ 4.95	LF.	110	\$ 544.50
1 YEAR MAINTENANCE BOND	\$ 7,050.00	EA.	1	\$ 7,050.00
TOTAL				\$ 26,851.75

CITY, PROFESSIONAL & MISCELLANEOUS FEES	UNIT COST	UNIT	QTY	TOTAL
	(\$)	(-)	(±#)	(\$)
INSPECTION FEES	\$ 14,012.00	LS.	1	\$ 14,012.00
ENGINEERING	\$ 53,405.00	LS.	1	\$ 53,405.00
ENVIRONMENTAL & GEOTECHNICAL	\$ 7,750.00	LS.	1	\$ 7,750.00
CONSTRUCTION MANAGEMENT	\$ 38,125.00	LS.	1	\$ 38,125.00
TOTAL				\$ 113,500.00

HIDDEN COVE PHASE TWO C (DIRECT COST)

Hackberry ETJ, Denton County, Texas

Total Lots: **66**
Prepared: **12/19/08**

Total Acres: **13.044**
Revised:

Opinion of Probable Cost Summary For PID Creation

CATEGORY	By Category	By Lot	By Acre
EXCAVATION	\$85,000	\$1,288	\$6,516
PAVING	\$208,000	\$3,152	\$15,946
MISCELLANEOUS ON-SITE IMPROVEMENTS	\$6,000	\$91	\$460
CITY, PROFESSIONAL & MISCELLANEOUS FEES	\$113,500	\$1,720	\$8,701
<i>SUB-TOTALS</i>	\$412,500	\$6,250	\$31,624
<i>OVERALL CONTINGENCY/ESCALATION (15%)</i>	\$61,875	\$938	\$4,744
CATEGORY TOTALS	\$474,375	\$7,188	\$36,367

Opinion of Probable Cost
HIDDEN COVE PHASE TWO C (DIRECT COST)

Hackberry ETJ, Denton County, Texas

Total Lots: **66**
 Prepared: **12/19/08**

Total Acres: **13.044**
 Revised:

EXCAVATION	UNIT COST	UNIT	QTY	TOTAL
	(\$)	(-)	(±#)	(\$)
CLEARING & GRUB RIGHT OF WAY (R.O.W.) & PONDS	\$ 1,000.00	AC.	11.5	\$ 11,500.00
STREET & RIGHT-OF-WAY EXCAVATION	\$ 2.10	CY.	33481	\$ 70,310.10
MISCELLANEOUS ITEMS (5%)				\$ 3,189.90
TOTAL				\$ 85,000.00

PAVING	UNIT COST	UNIT	QTY	TOTAL
	(\$)	(-)	(±#)	(\$)
6" LIME TREATED SUBGRADE	\$ 1.50	SY.	8341	\$ 12,511.50
6" HYDRATED LIME	\$ 100.00	TN.	151	\$ 15,100.00
5" REINF. CONCRETE STREET PAVEMENT	\$ 21.00	SY.	7884	\$ 165,564.00
PAVEMENT HEADER & BARRICADE	\$ 45.00	LF.	93	\$ 4,185.00
MISCELLANEOUS ITEMS (5%)				\$ 10,639.50
TOTAL				\$ 208,000.00

MISCELLANEOUS ON-SITE IMPROVEMENTS	UNIT COST	UNIT	QTY	TOTAL
	(\$)	(-)	(±#)	(\$)
SIDEWALK (COMMON AREA)	\$ 3.00	SF.	1800	\$ 5,400.00
MISCELLANEOUS ITEMS (5%)				\$ 600.00
TOTAL				\$ 6,000.00

CITY, PROFESSIONAL & MISCELLANEOUS FEES	UNIT COST	UNIT	QTY	TOTAL
	(\$)	(-)	(±#)	(\$)
INSPECTION FEES	\$ 14,012.00	LS.	1	\$ 14,012.00
ENGINEERING	\$ 53,405.00	LS.	1	\$ 53,405.00
ENVIRONMENTAL & GEOTECHNICAL	\$ 7,750.00	LS.	1	\$ 7,750.00
CONSTRUCTION MANAGEMENT	\$ 38,125.00	LS.	1	\$ 38,125.00
TOTAL				\$ 113,500.00

HIDDEN COVE PHASE THREE A (DIRECT COST)

Hackberry ETJ, Denton County, Texas

Total Lots: **42**
Prepared: **12/19/08**

Total Acres: **7.782**
Revised:

Opinion of Probable Cost Summary For PID Creation

CATEGORY	By Category	By Lot	By Acre
EROSION CONTROL	\$0	\$0	\$0
EXCAVATION	\$11,428	\$272	\$1,469
PAVING	\$117,340	\$2,794	\$15,078
CITY, PROFESSIONAL & MISCELLANEOUS FEES	\$77,259	\$1,839	\$9,928
<i>SUB-TOTALS</i>	\$206,027	\$4,905	\$26,475
CATEGORY TOTALS	\$206,027	\$4,905	\$26,475

Opinion of Probable Cost
HIDDEN COVER THREE A (DIRECT COST)
 Hackberry ETJ, Denton County, Texas

Total Lots: 42
 Prepared: 12/19/08

Total Acres: 7.782
 Revised:

EXCAVATION	UNIT COST	UNIT	QTY	TOTAL
	(\$)	(-)	(±#)	(\$)
CLEARING & GRUB RIGHT OF WAY (R.O.W.) & ESMTS	\$ 273.61	AC.	1.7	\$ 465.14
STREET & RIGHT-OF-WAY EXCAVATION	\$ 2.39	CY.	4587	\$ 10,962.93
TOTAL				\$ 11,428.07

PAVING	UNIT COST	UNIT	QTY	TOTAL
	(\$)	(-)	(±#)	(\$)
6" LIME TREATED SUBGRADE	\$ 1.70	SY.	4078	\$ 6,932.60
6" HYDRATED LIME	\$ 110.00	TN.	73	\$ 8,030.00
5" REINF. CONCRETE STREET PAVEMENT	\$ 24.20	SY.	3797	\$ 91,887.40
PAVEMENT HEADER & BARRICADE	\$ 50.00	LF.	27	\$ 1,350.00
SAWCUT & REMOVE EXISTING PAVEMENT	\$ 20.00	LF.	67	\$ 1,340.00
CONNECT TO EXISTING	\$ 750.00	EA.	1	\$ 750.00
BARRIER FREE RAMPS	\$ 1,000.00	EA.	4	\$ 4,000.00
PAYMENT, MAINTENANCE BONDS	\$ 3,050.00	EA.	1	\$ 3,050.00
TOTAL				\$ 117,340.00

CITY, PROFESSIONAL & MISCELLANEOUS FEES	UNIT COST	UNIT	QTY	TOTAL
	(\$)	(-)	(±#)	(\$)
INSPECTION FEES	\$ 8,548.50	LS.	1	\$ 8,548.50
ENGINEERING	\$ 36,960.00	LS.	1	\$ 36,960.00
ENVIRONMENTAL & GEOTECHNICAL	\$ 5,500.00	LS.	1	\$ 5,500.00
CONSTRUCTION MANAGEMENT	\$ 26,250.00	LS.	1	\$ 26,250.00
TOTAL				\$ 77,258.50

HIDDEN COVE PHASE THREE B (DIRECT COST)

Hackberry ETJ, Denton County, Texas

Total Lots: 37
Prepared: 12/19/08

Total Acres: 7.578
Revised:

Opinion of Probable Cost Summary For PID Creation

CATEGORY	By Category	By Lot	By Acre
EXCAVATION	\$4,000	\$108	\$528
PAVING	\$113,000	\$3,054	\$14,912
CITY, PROFESSIONAL & MISCELLANEOUS FEES	\$76,500	\$2,068	\$10,095
SUB-TOTALS	\$193,500	\$5,230	\$25,534
OVERALL CONTINGENCY/ESCALATION (15%)	\$29,025	\$784	\$3,830
CATEGORY TOTALS	\$222,525	\$6,014	\$29,365

Opinion of Probable Cost
HIDDEN COVE PHASE THREE B (DIRECT COST)

Hackberry ETJ, Denton County, Texas

Total Lots: 37
 Prepared: 12/19/08

Total Acres: 7.578
 Revised:

EXCAVATION	UNIT COST	UNIT	QTY	TOTAL
	(\$)	(-)	(±#)	(\$)
CLEARING & GRUB RIGHT OF WAY (R.O.W.) & ESMTS	\$ 1,000.00	AC.	1.6	\$ 1,600.00
STREET & RIGHT-OF-WAY EXCAVATION	\$ 2.10	CY.	714	\$ 1,499.40
MISCELLANEOUS ITEMS (5%)				\$ 500.60
TOTAL				\$ 4,000.00

PAVING	UNIT COST	UNIT	QTY	TOTAL
	(\$)	(-)	(±#)	(\$)
6" LIME TREATED SUBGRADE	\$ 1.50	SY.	4557	\$ 6,835.50
6" HYDRATED LIME	\$ 100.00	TN.	82	\$ 8,200.00
5" REINF. CONCRETE STREET PAVEMENT	\$ 21.00	SY.	4219	\$ 88,599.00
PAVEMENT HEADER & BARRICADE	\$ 45.00	LF.	54	\$ 2,430.00
CONNECT TO EXISTING	\$ 500.00	EA.	2	\$ 1,000.00
MISCELLANEOUS ITEMS (5%)				\$ 5,935.50
TOTAL				\$ 113,000.00

CITY, PROFESSIONAL & MISCELLANEOUS FEES	UNIT COST	UNIT	QTY	TOTAL
	(\$)	(-)	(±#)	(\$)
INSPECTION FEES	\$ 12,275.75	LS.	1	\$ 12,275.75
ENGINEERING	\$ 32,895.00	LS.	1	\$ 32,895.00
ENVIRONMENTAL & GEOTECHNICAL	\$ 9,500.00	LS.	1	\$ 9,500.00
CONSTRUCTION MANAGEMENT	\$ 21,625.00	LS.	1	\$ 21,625.00
TOTAL				\$ 76,500.00

HIDDEN COVE PHASE THREE C (DIRECT COST)

Hackberry ETJ, Denton County, Texas

Total Lots: **58**
Prepared: **12/19/08**

Total Acres: **11.197**
Revised:

Opinion of Probable Cost Summary For PID Creation

CATEGORY	By Category	By Lot	By Acre
EXCAVATION	\$81,000	\$1,397	\$7,234
PAVING	\$193,000	\$3,328	\$17,237
CITY, PROFESSIONAL & MISCELLANEOUS FEES	\$76,500	\$1,319	\$6,832
<i>SUB-TOTALS</i>	\$350,500	\$6,043	\$31,303
<i>OVERALL CONTINGENCY/ESCALATION (15%)</i>	\$52,575	\$906	\$4,695
CATEGORY TOTALS	\$403,075	\$6,950	\$35,998

Opinion of Probable Cost
HIDDEN COVE PHASE THREE C (DIRECT COST)

Hackberry ETJ, Denton County, Texas

Total Lots: **58**
 Prepared: **12/19/08**

Total Acres: **11.197**
 Revised:

EXCAVATION	UNIT COST	UNIT	QTY	TOTAL
	(\$)	(-)	(± #)	(\$)
CLEARING & GRUB RIGHT OF WAY (R.O.W.) & PONDS	\$ 1,000.00	AC.	10.4	\$ 10,400.00
STREET & RIGHT-OF-WAY EXCAVATION	\$ 2.10	CY.	31699	\$ 66,567.90
MISCELLANEOUS ITEMS (5%)				\$ 4,032.10
TOTAL				\$ 81,000.00

PAVING	UNIT COST	UNIT	QTY	TOTAL
	(\$)	(-)	(± #)	(\$)
6" LIME TREATED SUBGRADE	\$ 1.50	SY.	7865	\$ 11,797.50
6" HYDRATED LIME	\$ 100.00	TN.	145	\$ 14,500.00
5" REINF. CONCRETE STREET PAVEMENT	\$ 21.00	SY.	7484	\$ 157,164.00
MISCELLANEOUS ITEMS (5%)				\$ 9,538.50
TOTAL				\$ 193,000.00

CITY, PROFESSIONAL & MISCELLANEOUS FEES	UNIT COST	UNIT	QTY	TOTAL
	(\$)	(-)	(± #)	(\$)
INSPECTION FEES	\$ 12,275.75	LS.	1	\$ 12,275.75
ENGINEERING	\$ 32,895.00	LS.	1	\$ 32,895.00
ENVIRONMENTAL & GEOTECHNICAL	\$ 9,500.00	LS.	1	\$ 9,500.00
CONSTRUCTION MANAGEMENT	\$ 21,625.00	LS.	1	\$ 21,625.00
TOTAL				\$ 76,500.00

HIDDEN COVE PHASE FOUR (DIRECT COST)

Hackberry ETJ, Denton County, Texas

Total Lots: 203
Prepared: 12/19/08

Total Acres: 41.027
Revised:

Opinion of Probable Cost Summary For PID Creation

CATEGORY	By Category	By Lot	By Acre
EXCAVATION	\$217,000	\$1,069	\$5,289
PAVING	\$725,000	\$3,571	\$17,671
MISCELLANEOUS ON-SITE IMPROVEMENTS	\$3,000	\$15	\$73
SCREENING WALL / LANDSCAPE IMPROVEMENTS	\$259,825	\$1,280	\$6,333
CITY, PROFESSIONAL & MISCELLANEOUS FEES	\$374,000	\$1,842	\$9,116
<i>SUB-TOTALS</i>	\$1,578,825	\$7,777	\$38,483
<i>OVERALL CONTINGENCY/ESCALATION (15%)</i>	\$236,824	\$1,167	\$5,772
CATEGORY TOTALS	\$1,815,649	\$8,944	\$44,255

Opinion of Probable Cost
HIDDEN COVE PHASE FOUR (DIRECT COST)

Hackberry ETJ, Denton County, Texas

Land Plan: 01.18.07

Total Lots: **203**
 Prepared: **12/19/08**

Total Acres: **41.027**
 Revised:

EXCAVATION	UNIT COST	UNIT	QTY	TOTAL
	(\$)	(-)	(± #)	(\$)
CLEARING & GRUBBING RIGHT OF WAY (R.O.W.)	\$ 1,000.00	AC.	37	\$ 37,000.00
STREET & RIGHT-OF-WAY EXCAVATION	\$ 2.10	CY.	80500	\$ 169,050.00
MISCELLANEOUS ITEMS (5%)				\$ 10,950.00
TOTAL				\$ 217,000.00

PAVING	UNIT COST	UNIT	QTY	TOTAL
	(\$)	(-)	(± #)	(\$)
6" LIME TREATED SUBGRADE	\$ 1.50	SY.	29000	\$ 43,500.00
6" HYDRATED LIME	\$ 100.00	TN.	522	\$ 52,200.00
5" REINF. CONCRETE ALLEY PAVEMENT	\$ 21.00	SY.	27000	\$ 567,000.00
PAVEMENT HEADER & BARRICADE	\$ 45.00	LF.	154	\$ 6,930.00
SAWCUT & REMOVE EXISTING PAVEMENT	\$ 10.00	LF.	440	\$ 4,400.00
HANDICAP RAMPS	\$ 600.00	LF.	26	\$ 15,600.00
MISCELLANEOUS ITEMS (5%)				\$ 35,370.00
TOTAL				\$ 725,000.00

MISCELLANEOUS ON-SITE IMPROVEMENTS	UNIT COST	UNIT	QTY	TOTAL
	(\$)	(-)	(± #)	(\$)
SIDEWALK (COMMON AREA)	\$ 3.00	SF.	900	\$ 2,700.00
MISCELLANEOUS ITEMS (5%)				\$ 300.00
TOTAL				\$ 3,000.00

SCREENING WALL / LANDSCAPE IMPROVEMENTS	UNIT COST	UNIT	QTY	TOTAL
	(\$)	(-)	(± #)	(\$)
2' X 2' BRICK COLUMN	\$ 765.00	EA.	30	\$ 22,950.00
6' BRICK THIN WALL	\$ 45.00	LF.	3000	\$ 135,000.00
18" CONCRETE PIER	\$ 435.00	EA.	30	\$ 13,050.00
ANGLE IRON (3"X3"X3/8")	\$ 8.78	LF.	3000	\$ 26,325.00
4' CONCRETE SIDEWALK	\$ 3.05	SF.	12000	\$ 36,600.00
CASTSTONE SIGN (2'X10')	\$ 2,000.00	EA.	2	\$ 4,000.00
24" MOW STRIP	\$ 4.95	LF.	3000	\$ 14,850.00
1 YEAR MAINTENANCE BOND	\$ 7,050.00	EA.	1	\$ 7,050.00
TOTAL				\$ 259,825.00

CITY, PROFESSIONAL & MISCELLANEOUS FEES	UNIT COST	UNIT	QTY	TOTAL
	(\$)	(-)	(± #)	(\$)
INSPECTION FEES	\$ 66,300.00	LS.	1	\$ 66,300.00
ENGINEERING	\$ 164,850.00	LS.	1	\$ 164,850.00
ENVIRONMENTAL & GEOTECHNICAL	\$ 41,500.00	LS.	1	\$ 41,500.00
CONSTRUCTION MANAGEMENT	\$ 101,000.00	LS.	1	\$ 101,000.00
TOTAL				\$ 374,000.00

HIDDEN COVE PHASE FIVE (DIRECT COST)

Hackberry ETJ, Denton County, Texas

Total Lots: **141**
Prepared: **12/19/08**

Total Acres: **24.577**
Revised:

Opinion of Probable Cost Summary For PID Creation

CATEGORY	By Category	By Lot	By Acre
EXCAVATION	\$150,000	\$1,064	\$6,103
PAVING	\$403,000	\$2,858	\$16,397
MISCELLANEOUS ON-SITE IMPROVEMENTS	\$7,000	\$50	\$285
SCREENING WALL / LANDSCAPE IMPROVEMENTS	\$45,235	\$321	\$1,841
CITY, PROFESSIONAL & MISCELLANEOUS FEES	\$237,500	\$1,684	\$9,664
<i>SUB-TOTALS</i>	\$842,735	\$5,977	\$34,290
<i>OVERALL CONTINGENCY/ESCALATION (15%)</i>	\$126,410	\$897	\$5,143
CATEGORY TOTALS	\$969,145	\$6,873	\$39,433

Opinion of Probable Cost
HIDDEN COVE PHASE FIVE (DIRECT COST)

Hackberry ETJ, Denton County, Texas

Total Lots: **141**
 Prepared: **12/19/08**

Total Acres: **24.577**
 Revised:

EXCAVATION	UNIT COST	UNIT	QTY	TOTAL
	(\$)	(-)	(± #)	(\$)
CLEARING & GRUBBING RIGHT OF WAY (R.O.W.)	\$ 1,000.00	AC.	24.5	\$ 24,500.00
STREET & RIGHT-OF-WAY EXCAVATION	\$ 2.10	CY.	56000	\$ 117,600.00
MISCELLANEOUS ITEMS (5%)				\$ 7,900.00
TOTAL				\$ 150,000.00

PAVING	UNIT COST	UNIT	QTY	TOTAL
	(\$)	(-)	(± #)	(\$)
6" LIME TREATED SUBGRADE	\$ 1.50	SY.	16100	\$ 24,150.00
6" HYDRATED LIME	\$ 100.00	TN.	290	\$ 29,000.00
5" REINF. CONCRETE STREET PAVEMENT	\$ 21.00	SY.	15000	\$ 315,000.00
PAVEMENT HEADER & BARRICADE	\$ 45.00	LF.	28	\$ 1,260.00
SAWCUT & REMOVE EXISTING PAVEMENT	\$ 10.00	LF.	120	\$ 1,200.00
CONNECT TO EXISTING	\$ 500.00	EA.	3	\$ 1,500.00
HANDICAP RAMPS	\$ 600.00	LF.	18	\$ 10,800.00
MISCELLANEOUS ITEMS (5%)				\$ 20,090.00
TOTAL				\$ 403,000.00

MISCELLANEOUS ON-SITE IMPROVEMENTS	UNIT COST	UNIT	QTY	TOTAL
	(\$)	(-)	(± #)	(\$)
SIDEWALK (COMMON AREAS)	\$ 3.00	SF.	2100	\$ 6,300.00
MISCELLANEOUS ITEMS (5%)				\$ 700.00
TOTAL				\$ 7,000.00

SCREENING WALL / LANDSCAPE IMPROVEMENTS	UNIT COST	UNIT	QTY	TOTAL
	(\$)	(-)	(± #)	(\$)
2' X 2' BRICK COLUMN	\$ 765.00	EA.	20	\$ 15,300.00
6' BRICK THIN WALL	\$ 45.00	LF.	200	\$ 9,000.00
18" CONCRETE PIER	\$ 435.00	EA.	20	\$ 8,700.00
ANGLE IRON (3"X3"X3/8")	\$ 8.78	LF.	200	\$ 1,755.00
4' CONCRETE SIDEWALK	\$ 3.05	SF.	800	\$ 2,440.00
24" MOW STRIP	\$ 4.95	LF.	200	\$ 990.00
1 YEAR MAINTENANCE BOND	\$ 7,050.00	EA.	1	\$ 7,050.00
TOTAL				\$ 45,235.00

CITY, PROFESSIONAL & MISCELLANEOUS FEES	UNIT COST	UNIT	QTY	TOTAL
	(\$)	(-)	(± #)	(\$)
INSPECTION FEES	\$ 31,150.00	LS.	1	\$ 31,150.00
ENGINEERING	\$ 115,250.00	LS.	1	\$ 115,250.00
ENVIRONMENTAL & GEOTECHNICAL	\$ 21,000.00	LS.	1	\$ 21,000.00
CONSTRUCTION MANAGEMENT	\$ 70,000.00	LT.	1	\$ 70,000.00
TOTAL				\$ 237,500.00

HIDDEN COVE PHASE SIX (DIRECT COST)

Hackberry ETJ, Denton County, Texas

Total Lots: **114**
Prepared: **12/19/08**

Total Acres: **22.155**
Revised:

Opinion of Probable Cost Summary For PID Creation

CATEGORY	By Category	By Lot	By Acre
EXCAVATION	\$124,000	\$1,088	\$5,597
PAVING	\$331,000	\$2,904	\$14,940
MISCELLANEOUS ON-SITE IMPROVEMENTS	\$4,000	\$35	\$181
CITY, PROFESSIONAL & MISCELLANEOUS FEES	\$200,500	\$1,759	\$9,050
<i>SUB-TOTALS</i>	\$659,500	\$5,785	\$29,768
<i>OVERALL CONTINGENCY/ESCALATION (15%)</i>	\$98,925	\$868	\$4,465
CATEGORY TOTALS	\$758,425	\$6,653	\$34,233

Opinion of Probable Cost
HIDDEN COVE PHASE SIX (DIRECT COST)
 Hackberry ETJ, Denton County, Texas

Total Lots: **114**
 Prepared: **12/19/08**

Total Acres: **22.155**
 Revised:

EXCAVATION	UNIT COST	UNIT	QTY	TOTAL
	(\$)	(-)	(±#)	(\$)
CLEARING & GRUBBING RIGHT OF WAY (R.O.W.)	\$ 1,000.00	AC.	22	\$ 22,000.00
STREET & RIGHT-OF-WAY EXCAVATION	\$ 2.10	CY.	45500	\$ 95,550.00
MISCELLANEOUS ITEMS (5%)				\$ 6,450.00
TOTAL				\$ 124,000.00

PAVING	UNIT COST	UNIT	QTY	TOTAL
	(\$)	(-)	(±#)	(\$)
6" LIME TREATED SUBGRADE	\$ 1.50	SY.	13500	\$ 20,250.00
6" HYDRATED LIME	\$ 100.00	TN.	245	\$ 24,500.00
5" REINF. CONCRETE STREET PAVEMENT	\$ 21.00	SY.	12500	\$ 262,500.00
CONNECT TO EXISTING	\$ 500.00	EA.	3	\$ 1,500.00
HANDICAP RAMPS	\$ 600.00	LF.	10	\$ 6,000.00
MISCELLANEOUS ITEMS (5%)				\$ 16,250.00
TOTAL				\$ 331,000.00

MISCELLANEOUS ON-SITE IMPROVEMENTS	UNIT COST	UNIT	QTY	TOTAL
	(\$)	(-)	(±#)	(\$)
SIDEWALK (COMMON AREAS)	\$ 3.00	SF.	1000	\$ 3,000.00
MISCELLANEOUS ITEMS (5%)				\$ 1,000.00
TOTAL				\$ 4,000.00

CITY, PROFESSIONAL & MISCELLANEOUS FEES	UNIT COST	UNIT	QTY	TOTAL
	(\$)	(-)	(±#)	(\$)
INSPECTION FEES	\$ 24,400.00	LS.	1	\$ 24,400.00
ENGINEERING	\$ 94,450.00	LS.	1	\$ 94,450.00
ENVIRONMENTAL & GEOTECHNICAL	\$ 24,500.00	LS.	1	\$ 24,500.00
CONSTRUCTION MANAGEMENT	\$ 57,000.00	LS.	1	\$ 57,000.00
TOTAL				\$ 200,500.00

HIDDEN COVE PHASE SEVEN (DIRECT COST)

Hackberry ETJ, Denton County, Texas

Total Lots: **110**
Prepared: **12/19/08**

Total Acres: **21.509**
Revised:

Opinion of Probable Cost Summary For PID Creation

CATEGORY	By Category	By Lot	By Acre
EXCAVATION	\$35,000	\$318	\$1,627
PAVING	\$424,000	\$3,855	\$19,713
SCREENING WALL / LANDSCAPE IMPROVEMENTS	\$150,244	\$1,366	\$6,985
CITY, PROFESSIONAL & MISCELLANEOUS FEES	\$195,500	\$1,777	\$9,089
<i>SUB-TOTALS</i>	\$804,744	\$7,316	\$37,414
<i>OVERALL CONTINGENCY/ESCALATION (15%)</i>	\$120,712	\$1,097	\$5,612
CATEGORY TOTALS	\$925,455	\$8,413	\$43,026

Opinion of Probable Cost
HIDDEN COVE PHASE SEVEN (DIRECT COST)

Hackberry ETJ, Denton County, Texas

Total Lots: **110**
 Prepared: **12/19/08**

Total Acres: **21.509**
 Revised:

EXCAVATION	UNIT COST	UNIT	QTY	TOTAL
	(\$)	(-)	(± #)	(\$)
CLEARING & GRUBBING RIGHT OF WAY (R.O.W.)	\$ 1,000.00	AC.	19	\$ 19,000.00
EXCAVATION (R.O.W.)	\$ 125.00	LT.	110	\$ 13,750.00
MISCELLANEOUS ITEMS (5%)				\$ 2,250.00
TOTAL				\$ 35,000.00

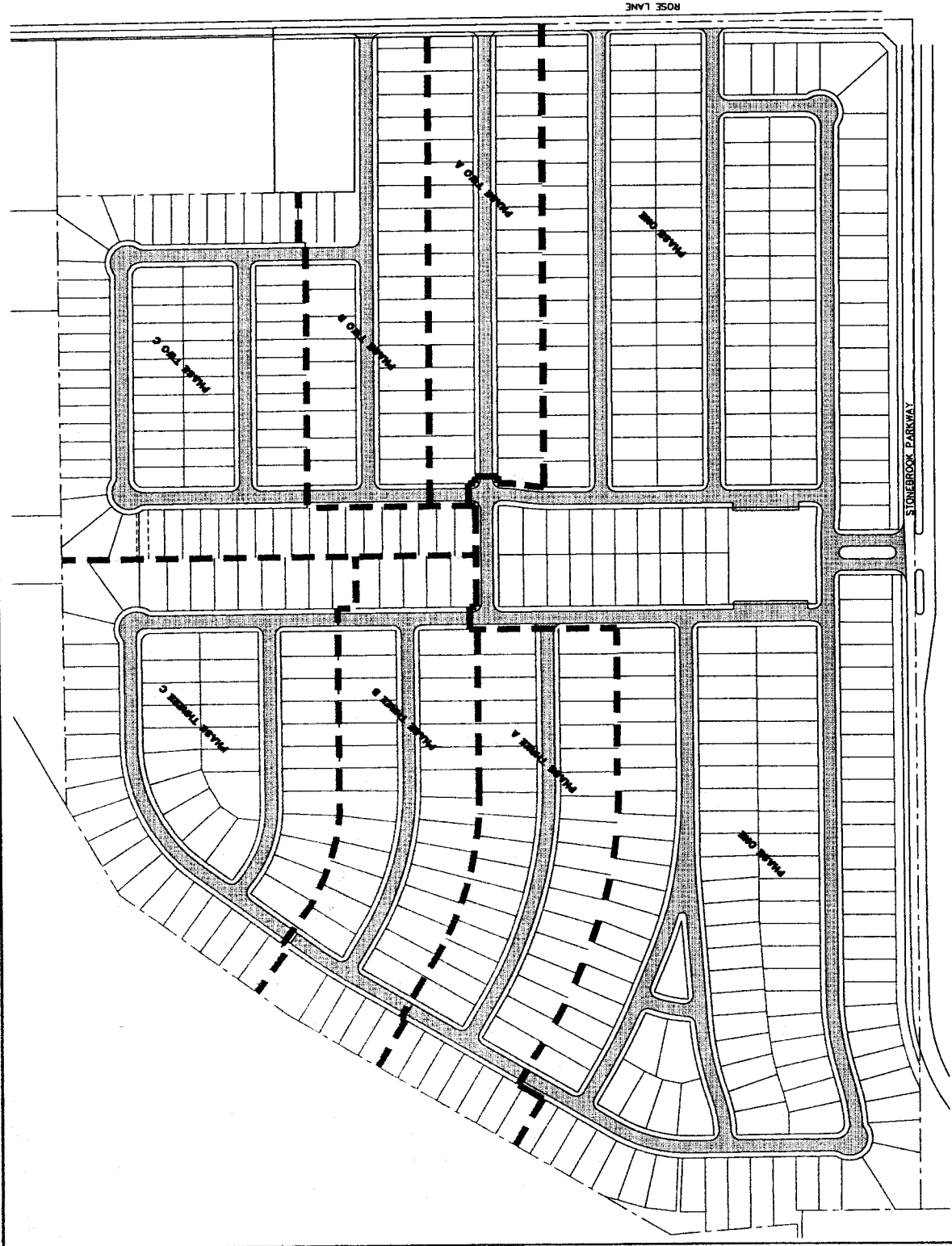

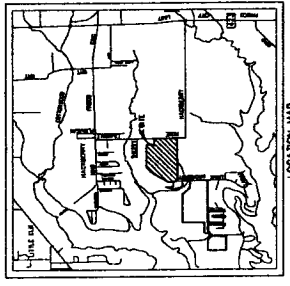
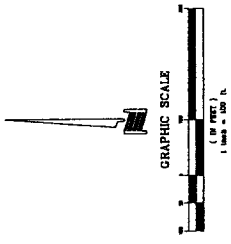
PAVING	UNIT COST	UNIT	QTY	TOTAL
	(\$)	(-)	(± #)	(\$)
6" LIME TREATED SUBGRADE	\$ 1.50	SY.	17200	\$ 25,800.00
6" HYDRATED LIME	\$ 100.00	TN.	310	\$ 31,000.00
5" REINF. CONCRETE STREET PAVEMENT	\$ 21.00	SY.	16000	\$ 336,000.00
HANDICAP RAMPS	\$ 600.00	LF.	18	\$ 10,800.00
MISCELLANEOUS ITEMS (5%)				\$ 20,400.00
TOTAL				\$ 424,000.00

SCREENING WALL / LANDSCAPE IMPROVEMENTS	UNIT COST	UNIT	QTY	TOTAL
	(\$)	(-)	(± #)	(\$)
2' X 2' BRICK COLUMN	\$ 765.00	EA.	75	\$ 57,375.00
6' BRICK THIN WALL	\$ 45.00	LF.	750	\$ 33,750.00
18" CONCRETE PIER	\$ 435.00	EA.	75	\$ 32,625.00
ANGLE IRON (3"X3"X3/8")	\$ 8.78	LF.	750	\$ 6,581.25
4' CONCRETE SIDEWALK	\$ 3.05	SF.	3000	\$ 9,150.00
24" MOW STRIP	\$ 4.95	LF.	750	\$ 3,712.50
1 YEAR MAINTENANCE BOND	\$ 7,050.00	EA.	1	\$ 7,050.00
TOTAL				\$ 150,243.75

CITY, PROFESSIONAL & MISCELLANEOUS FEES	UNIT COST	UNIT	QTY	TOTAL
	(\$)	(-)	(± #)	(\$)
INSPECTION FEES	\$ 36,900.00	LS.	1	\$ 36,900.00
ENGINEERING	\$ 83,750.00	LS.	1	\$ 83,750.00
ENVIRONMENTAL & GEOTECHNICAL	\$ 19,500.00	LS.	1	\$ 19,500.00
CONSTRUCTION MANAGEMENT	\$ 55,000.00	LS.	1	\$ 55,000.00
TOTAL				\$ 195,500.00

Exhibit C

DIAGRAM OF THE AUTHORIZED IMPROVEMENTS



STONEBROOK PARKWAY

ROSE LANE

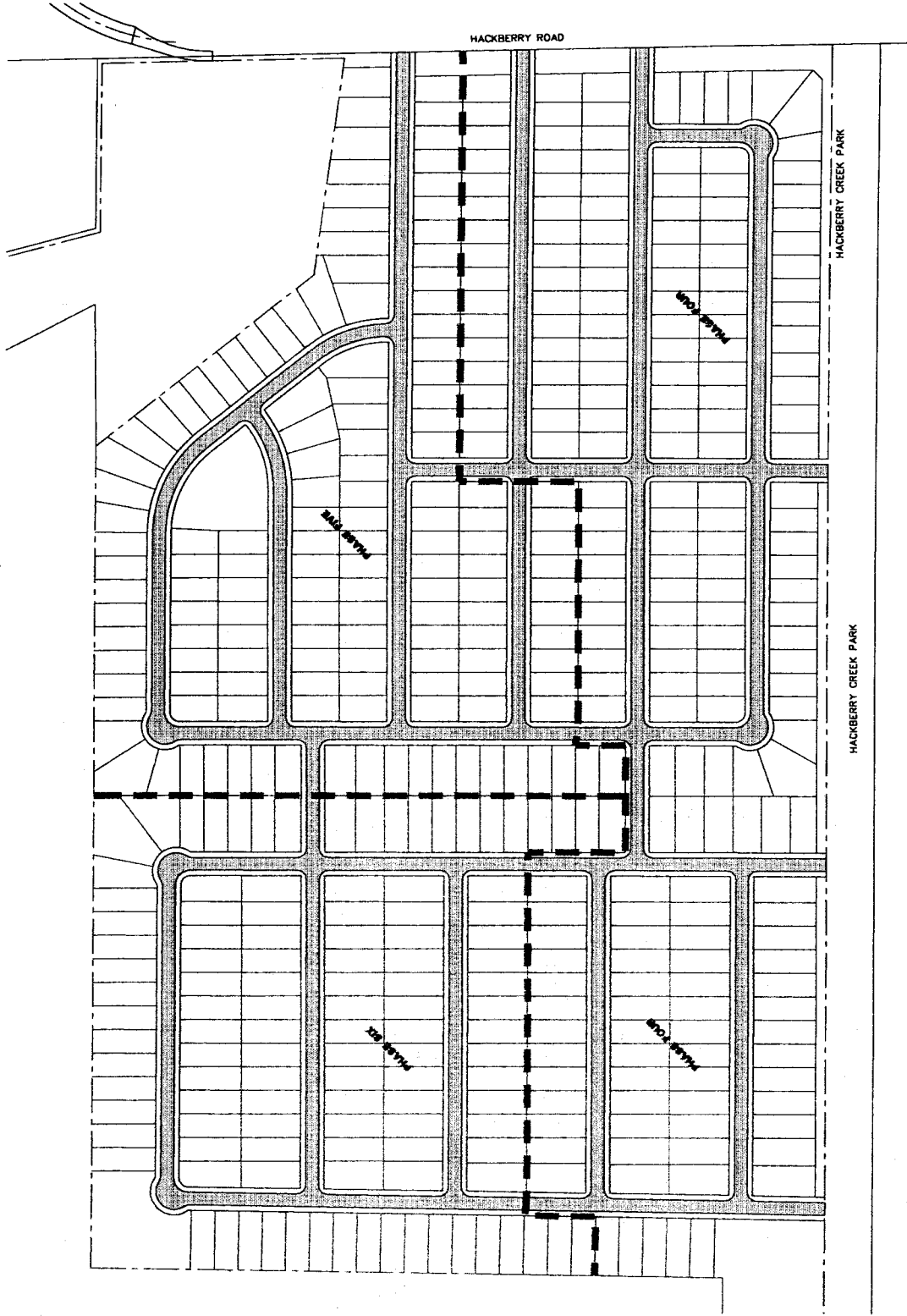
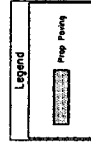
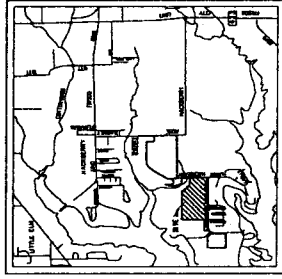
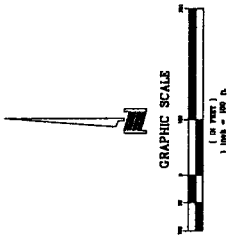
**PID EXHIBIT C-4 - PAVING
HIDDEN COVE PHASES 1-3**

THE CITY OF HACKBERRY
DENTON COUNTY, TEXAS

DOWDEY, ANDERSON & ASSOCIATES, INC.
5201 Maple Creek Drive, Suite 200 Plano, Texas 75093 (972) 941-1404

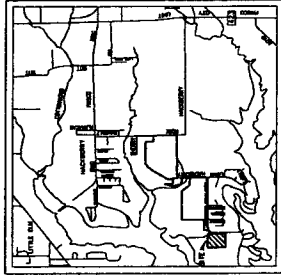
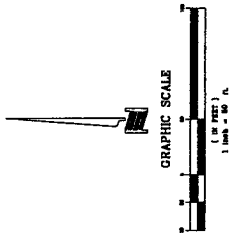
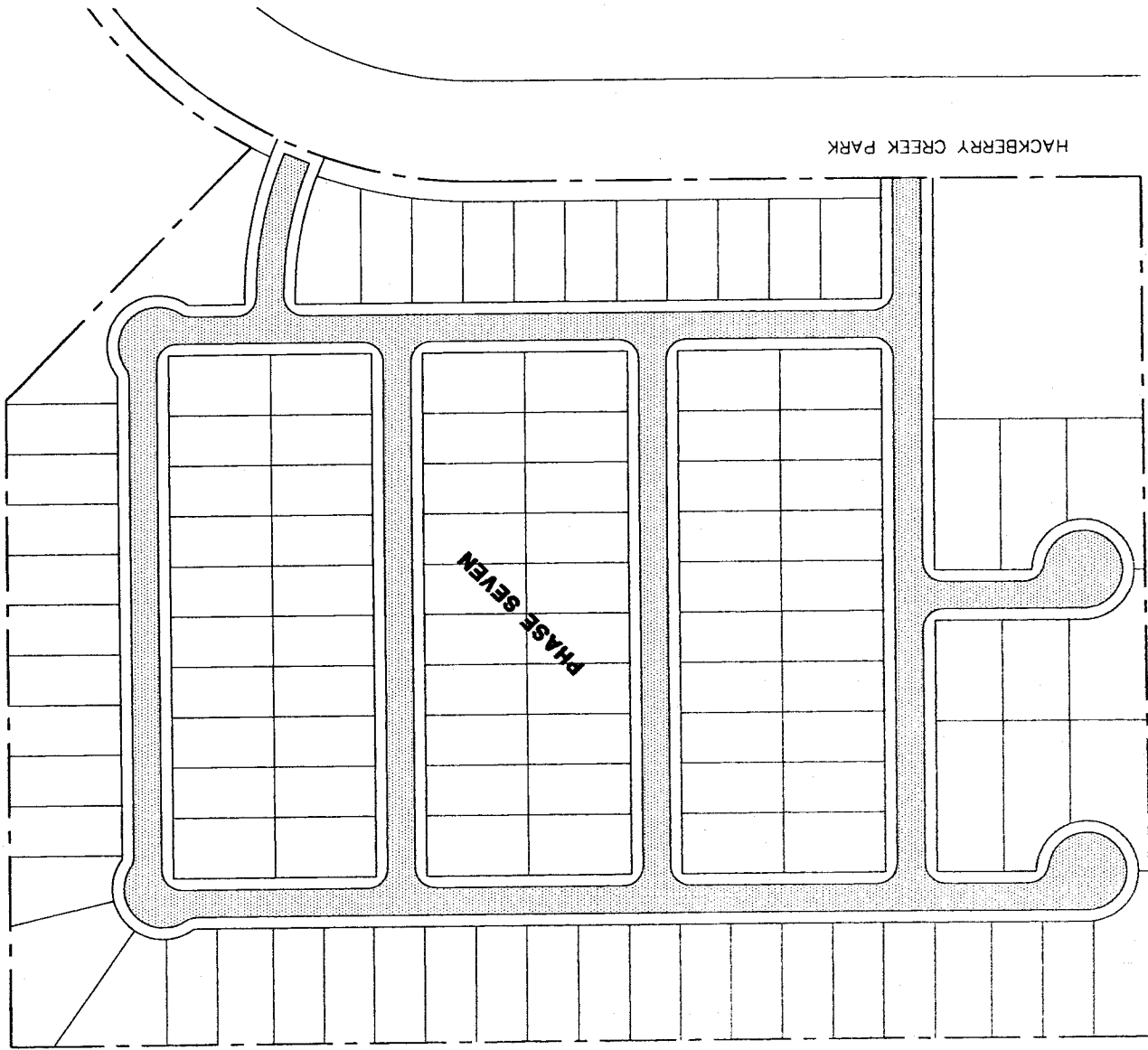
NO.	REV.	DATE	SCALE	JOB	SHEET		
DESIGN	DRAWING	CHECKED	DATE	SCALE	JOB	SHEET	
DATE	SCALE	JOB	SHEET	DATE	SCALE	JOB	SHEET
DATE	SCALE	JOB	SHEET	DATE	SCALE	JOB	SHEET

PLATE NO.



PID EXHIBIT C-9 - PAVING				
HIDDEN COVE PHASES 4-6				
THE CITY OF HACKBERRY				
DENISON COUNTY, TEXAS				
DOWDY ANDERSON & ASSOCIATES, INC. 5233 Wilshire Creek Blvd. 200 Phone: (940) 759-1200 FAX: (940) 759-1201				
DESIGN	DATE	SCALE	JOB #	SHEET
DR	04/11/04	1" = 40'	04020	04020

PLATE NO.:



Legend

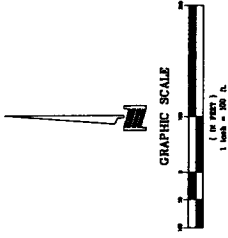
[Symbol]	Prop. Property
----------	----------------

**PID EXHIBIT C-14 - PAVING
 HIDDEN COVE PHASE 7**
 THE CITY OF HACKBERRY
 DENTON COUNTY, TEXAS

DOWDEY, ANDERSON & ASSOCIATES, INC.
 2211 Maple Creek Drive, Suite 200, P.O. Box 72993, Fort Worth, Texas 76172-9999

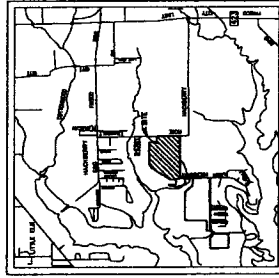
SCALE	DRAWN	ENGINEER	DATE	SCALE	DATE
AS SHOWN	AS SHOWN	AS SHOWN	AS SHOWN	AS SHOWN	AS SHOWN

PLATE NO.



Legend

	COLLECTOR/ARTEFACT LANSKAPING BUFFER
	OPEN SPACE



**PID EXHIBIT C-8 - OPEN SPACE
HIDDEN COVE PHASES 1-3**

THE CITY OF HAGGERSBERRY
DENSON COUNTY, TEXAS

DOWDEY ANDERSON & ASSOCIATES, INC.
2221 West Loop South, Suite 200 • Dallas, Texas 75240 • 972.416.0400

DESIGN DRAWN	CREATED	DATE	SCALE	JOB	SHEET
NK	BR	CC	5/17/2006	17447	01/10

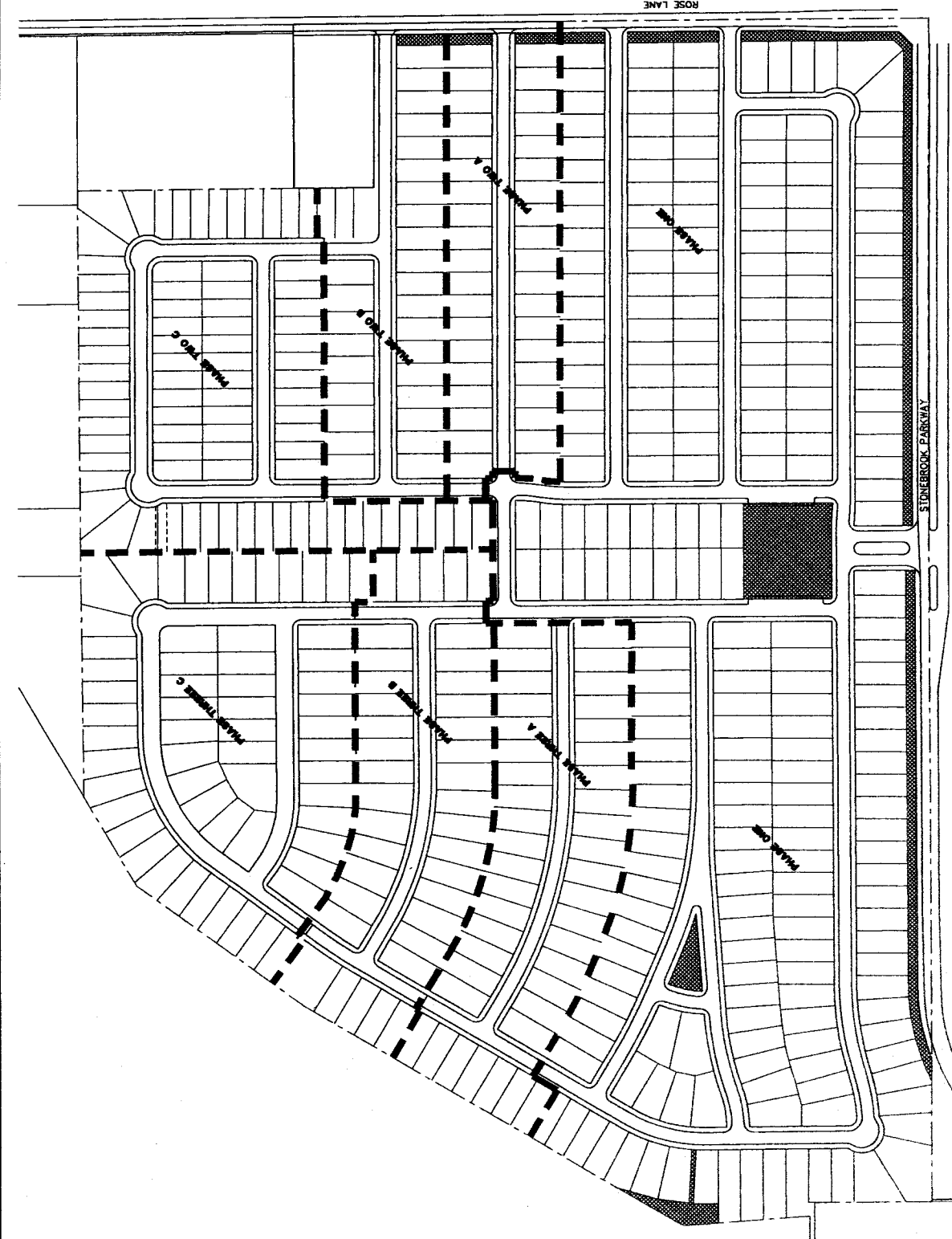
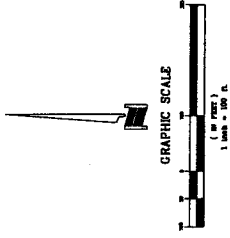
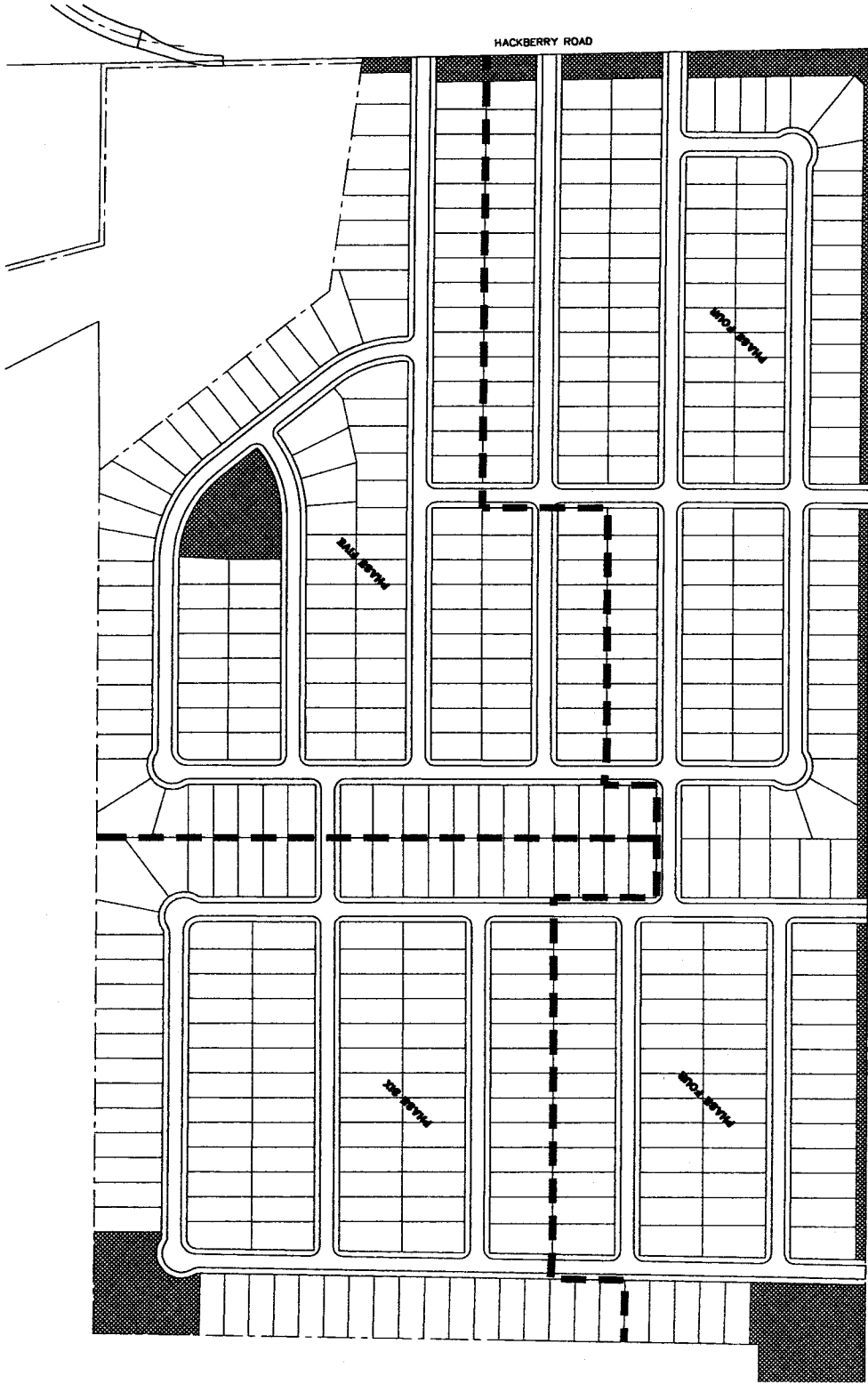
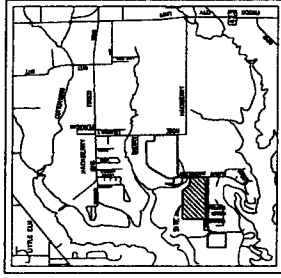


PLATE NO.



Legend

	COLLECTOR/INTERNAL LANDSCAPING BUFFER
	OPEN SPACE



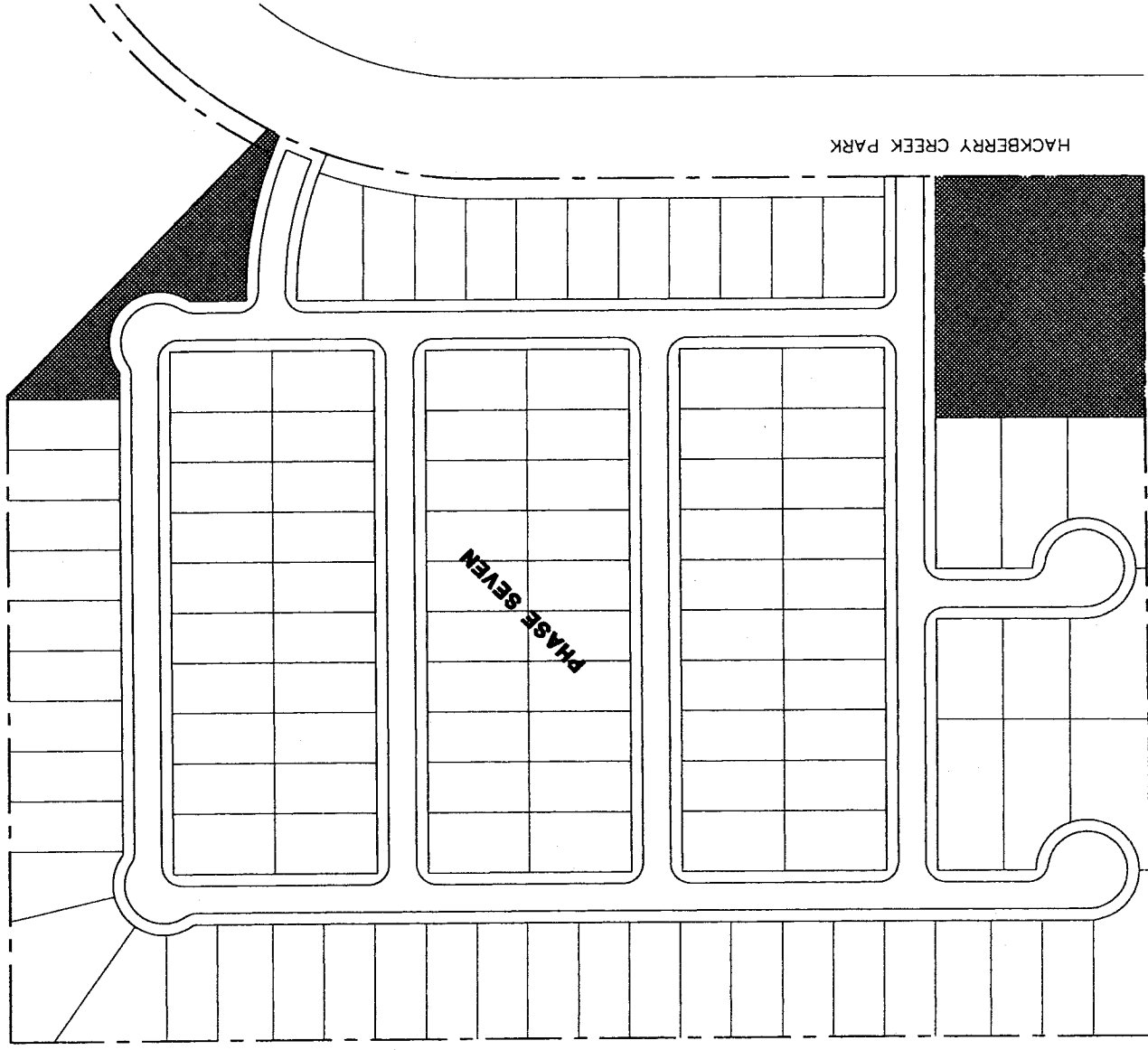
PID EXHIBIT C-13 - OPEN SPACE
HIDDEN COVE PHASES 4-6

THE CITY OF HACKBERRY
 DENTON COUNTY, TEXAS

DOWDEY ANDERSON & ASSOCIATES, INC.
 2211 West Creek Drive, Suite 200, P.O. Box 72001, Dallas, TX 75272-0201

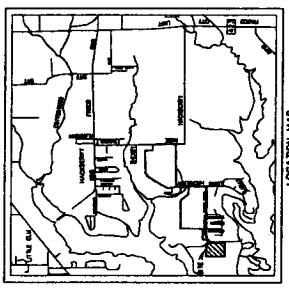

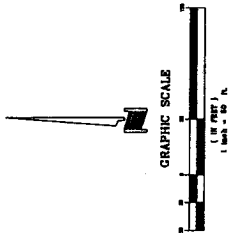
NO.	DATE	SCALE	REV.	SHEET
01	08/11/04	1"=40'	01	1
02	08/11/04	1"=40'	02	1
03	08/11/04	1"=40'	03	1
04	08/11/04	1"=40'	04	1
05	08/11/04	1"=40'	05	1
06	08/11/04	1"=40'	06	1
07	08/11/04	1"=40'	07	1
08	08/11/04	1"=40'	08	1
09	08/11/04	1"=40'	09	1
10	08/11/04	1"=40'	10	1
11	08/11/04	1"=40'	11	1
12	08/11/04	1"=40'	12	1
13	08/11/04	1"=40'	13	1
14	08/11/04	1"=40'	14	1
15	08/11/04	1"=40'	15	1
16	08/11/04	1"=40'	16	1
17	08/11/04	1"=40'	17	1
18	08/11/04	1"=40'	18	1
19	08/11/04	1"=40'	19	1
20	08/11/04	1"=40'	20	1
21	08/11/04	1"=40'	21	1
22	08/11/04	1"=40'	22	1
23	08/11/04	1"=40'	23	1
24	08/11/04	1"=40'	24	1
25	08/11/04	1"=40'	25	1
26	08/11/04	1"=40'	26	1
27	08/11/04	1"=40'	27	1
28	08/11/04	1"=40'	28	1
29	08/11/04	1"=40'	29	1
30	08/11/04	1"=40'	30	1
31	08/11/04	1"=40'	31	1
32	08/11/04	1"=40'	32	1
33	08/11/04	1"=40'	33	1
34	08/11/04	1"=40'	34	1
35	08/11/04	1"=40'	35	1
36	08/11/04	1"=40'	36	1
37	08/11/04	1"=40'	37	1
38	08/11/04	1"=40'	38	1
39	08/11/04	1"=40'	39	1
40	08/11/04	1"=40'	40	1
41	08/11/04	1"=40'	41	1
42	08/11/04	1"=40'	42	1
43	08/11/04	1"=40'	43	1
44	08/11/04	1"=40'	44	1
45	08/11/04	1"=40'	45	1
46	08/11/04	1"=40'	46	1
47	08/11/04	1"=40'	47	1
48	08/11/04	1"=40'	48	1
49	08/11/04	1"=40'	49	1
50	08/11/04	1"=40'	50	1
51	08/11/04	1"=40'	51	1
52	08/11/04	1"=40'	52	1
53	08/11/04	1"=40'	53	1
54	08/11/04	1"=40'	54	1
55	08/11/04	1"=40'	55	1
56	08/11/04	1"=40'	56	1
57	08/11/04	1"=40'	57	1
58	08/11/04	1"=40'	58	1
59	08/11/04	1"=40'	59	1
60	08/11/04	1"=40'	60	1
61	08/11/04	1"=40'	61	1
62	08/11/04	1"=40'	62	1
63	08/11/04	1"=40'	63	1
64	08/11/04	1"=40'	64	1
65	08/11/04	1"=40'	65	1
66	08/11/04	1"=40'	66	1
67	08/11/04	1"=40'	67	1
68	08/11/04	1"=40'	68	1
69	08/11/04	1"=40'	69	1
70	08/11/04	1"=40'	70	1
71	08/11/04	1"=40'	71	1
72	08/11/04	1"=40'	72	1
73	08/11/04	1"=40'	73	1
74	08/11/04	1"=40'	74	1
75	08/11/04	1"=40'	75	1
76	08/11/04	1"=40'	76	1
77	08/11/04	1"=40'	77	1
78	08/11/04	1"=40'	78	1
79	08/11/04	1"=40'	79	1
80	08/11/04	1"=40'	80	1
81	08/11/04	1"=40'	81	1
82	08/11/04	1"=40'	82	1
83	08/11/04	1"=40'	83	1
84	08/11/04	1"=40'	84	1
85	08/11/04	1"=40'	85	1
86	08/11/04	1"=40'	86	1
87	08/11/04	1"=40'	87	1
88	08/11/04	1"=40'	88	1
89	08/11/04	1"=40'	89	1
90	08/11/04	1"=40'	90	1
91	08/11/04	1"=40'	91	1
92	08/11/04	1"=40'	92	1
93	08/11/04	1"=40'	93	1
94	08/11/04	1"=40'	94	1
95	08/11/04	1"=40'	95	1
96	08/11/04	1"=40'	96	1
97	08/11/04	1"=40'	97	1
98	08/11/04	1"=40'	98	1
99	08/11/04	1"=40'	99	1
100	08/11/04	1"=40'	100	1

PLATE NO.



HACKBERRY CREEK PARK

PHASE SEVEN



PID EXHIBIT C-17 - OPEN SPACE			
HIDDEN COVE PHASE 7			
THE CITY OF HACKBERRY			
DENSON COUNTY, TEXAS			
DOWDRY ANDERSON & ASSOCIATES, INC.			
222 West Central Expressway, Suite 200, Dallas, Texas 75201			
DESIGN DRAWN	DATE	SCALE	SHEET
CC	SEP 2006	1"=40'	0/000
BY	MM	CC	0/000

PLATE NO.:

Exhibit D

ASSESSMENT ROLL

Hackberry Hidden Cove Public Improvement District No. 2
Assessment Roll Summary
Road Improvements

Property ID	Estimated Lot Count	Lot	Block	Property Classification	Total Assessment	Annual Assessment 2009	Annual Collection Costs (2009)	Annual Installment 2009
R43958	16			Assessed Property	\$93,130.91	\$4,190.89	\$440.04	\$4,630.94
R46437	9			Assessed Property	\$52,386.14	\$2,357.38	\$247.52	\$2,604.90
R277292	70			Assessed Property	\$407,447.74	\$18,335.15	\$1,925.19	\$20,260.34
R256756	6			Assessed Property	\$34,924.09	\$1,571.58	\$165.02	\$1,736.60
R44016	4			Assessed Property	\$23,282.73	\$1,047.72	\$110.01	\$1,157.73
R76438	15			Assessed Property	\$87,310.23	\$3,928.96	\$412.54	\$4,341.50
R133241	4			Assessed Property	\$23,282.73	\$1,047.72	\$110.01	\$1,157.73
R133243	2			Assessed Property	\$11,641.36	\$523.86	\$55.01	\$578.87
R44008	0			Assessed Property	\$0.00	\$0.00	\$0.00	\$0.00
R133244	6			Assessed Property	\$34,924.09	\$1,571.58	\$165.02	\$1,736.60
R133246	8			Assessed Property	\$46,565.46	\$2,095.45	\$220.02	\$2,315.47
R46492	0			Assessed Property	\$0.00	\$0.00	\$0.00	\$0.00
R75754	26			Assessed Property	\$151,337.73	\$6,810.20	\$715.07	\$7,525.27
R133239	23			Assessed Property	\$133,875.69	\$6,024.41	\$632.56	\$6,656.97
R271976	224			Assessed Property	\$1,303,832.78	\$58,672.48	\$6,160.62	\$64,833.09
R76846	24			Assessed Property	\$139,696.37	\$6,286.34	\$660.07	\$6,946.40
R44010	5			Assessed Property	\$29,103.41	\$1,309.65	\$137.51	\$1,447.17
R77809	15			Assessed Property	\$87,310.23	\$3,928.96	\$412.54	\$4,341.50
R75661	15			Assessed Property	\$87,310.23	\$3,928.96	\$412.54	\$4,341.50
R76761	35			Assessed Property	\$203,723.87	\$9,167.57	\$962.60	\$10,130.17
R277006	6			Assessed Property	\$34,924.09	\$1,571.58	\$165.02	\$1,736.60
R277005	6			Assessed Property	\$34,924.09	\$1,571.58	\$165.02	\$1,736.60
R277004	6			Assessed Property	\$34,924.09	\$1,571.58	\$165.02	\$1,736.60
R277003	6			Assessed Property	\$34,924.09	\$1,571.58	\$165.02	\$1,736.60
R277002	6			Assessed Property	\$34,924.09	\$1,571.58	\$165.02	\$1,736.60
R270743	80			Assessed Property	\$465,654.57	\$20,954.46	\$2,200.22	\$23,154.68
R270751	6			Assessed Property	\$34,924.09	\$1,571.58	\$165.02	\$1,736.60
R270752	6			Assessed Property	\$34,924.09	\$1,571.58	\$165.02	\$1,736.60
R270750	6			Assessed Property	\$34,924.09	\$1,571.58	\$165.02	\$1,736.60

Hackberry Hidden Cove Public Improvement District No. 2
Assessment Roll Summary
Road Improvements

Property ID	Estimated Lot Count	Lot	Block	Property Classification	Total Assessment	Annual Assessment 2009	Annual Collection Costs (2009)	Annual Installment 2009
R270749	6			Assessed Property	\$34,924.09	\$1,571.58	\$165.02	\$1,736.60
R43956	6			Assessed Property	\$34,924.09	\$1,571.58	\$165.02	\$1,736.60
R43767	110			Assessed Property	\$640,275.03	\$28,812.38	\$3,025.30	\$31,837.68
R298552	1	Lot 24	Blk F	Assessed Property	\$5,820.68	\$261.93	\$27.50	\$289.43
R298617	1	Lot 30	Blk H	Assessed Property	\$5,820.68	\$261.93	\$27.50	\$289.43
R298618	1	Lot 31	Blk H	Assessed Property	\$5,820.68	\$261.93	\$27.50	\$289.43
R298424	1	Lot 28	Blk A	Assessed Property	\$5,820.68	\$261.93	\$27.50	\$289.43
R298430	1	Lot 34	Blk A	Assessed Property	\$5,820.68	\$261.93	\$27.50	\$289.43
R298431	1	Lot 35	Blk A	Assessed Property	\$5,820.68	\$261.93	\$27.50	\$289.43
R298432	1	Lot 36	Blk A	Assessed Property	\$5,820.68	\$261.93	\$27.50	\$289.43
R298433	1	Lot 37	Blk A	Assessed Property	\$5,820.68	\$261.93	\$27.50	\$289.43
R306407	1	Lot 19	Blk B	Assessed Property	\$5,820.68	\$261.93	\$27.50	\$289.43
R298496	1	Lot 01	Blk D	Assessed Property	\$5,820.68	\$261.93	\$27.50	\$289.43
R298497	1	Lot 02	Blk D	Assessed Property	\$5,820.68	\$261.93	\$27.50	\$289.43
R298514	1	Lot 19	Blk D	Assessed Property	\$5,820.68	\$261.93	\$27.50	\$289.43
R298522	1	Lot 27	Blk D	Assessed Property	\$5,820.68	\$261.93	\$27.50	\$289.43
R298523	1	Lot 28	Blk D	Assessed Property	\$5,820.68	\$261.93	\$27.50	\$289.43
R298534	1	Lot 39	Blk D	Assessed Property	\$5,820.68	\$261.93	\$27.50	\$289.43
R298537	1	Lot 42	Blk D	Assessed Property	\$5,820.68	\$261.93	\$27.50	\$289.43
R298538	1	Lot 43	Blk D	Assessed Property	\$5,820.68	\$261.93	\$27.50	\$289.43
R298539	1	Lot 44	Blk D	Assessed Property	\$5,820.68	\$261.93	\$27.50	\$289.43
R298543	1	Lot 04	Blk E	Assessed Property	\$5,820.68	\$261.93	\$27.50	\$289.43
R298544	1	Lot 05	Blk E	Assessed Property	\$5,820.68	\$261.93	\$27.50	\$289.43
R298550	1	Lot 22	Blk F	Assessed Property	\$5,820.68	\$261.93	\$27.50	\$289.43
R298551	1	Lot 23	Blk F	Assessed Property	\$5,820.68	\$261.93	\$27.50	\$289.43
R298553	1	Lot 25	Blk F	Assessed Property	\$5,820.68	\$261.93	\$27.50	\$289.43
R298554	1	Lot 26	Blk F	Assessed Property	\$5,820.68	\$261.93	\$27.50	\$289.43
R298560	1	Lot 32	Blk F	Assessed Property	\$5,820.68	\$261.93	\$27.50	\$289.43
R298561	1	Lot 33	Blk F	Assessed Property	\$5,820.68	\$261.93	\$27.50	\$289.43

Hackberry Hidden Cove Public Improvement District No. 2
Assessment Roll Summary
Road Improvements

Property ID	Estimated Lot Count	Lot	Block	Property Classification	Total Assessment	Annual Assessment 2009	Annual Collection Costs (2009)	Annual Installment 2009
R298565	1	Lot 37	Blk F	Assessed Property	\$5,820.68	\$261.93	\$27.50	\$289.43
R298566	1	Lot 38	Blk F	Assessed Property	\$5,820.68	\$261.93	\$27.50	\$289.43
R298567	1	Lot 01	Blk G	Assessed Property	\$5,820.68	\$261.93	\$27.50	\$289.43
R298568	1	Lot 02	Blk G	Assessed Property	\$5,820.68	\$261.93	\$27.50	\$289.43
R298569	1	Lot 03	Blk G	Assessed Property	\$5,820.68	\$261.93	\$27.50	\$289.43
R298570	1	Lot 04	Blk G	Assessed Property	\$5,820.68	\$261.93	\$27.50	\$289.43
R298574	1	Lot 08	Blk G	Assessed Property	\$5,820.68	\$261.93	\$27.50	\$289.43
R298575	1	Lot 09	Blk G	Assessed Property	\$5,820.68	\$261.93	\$27.50	\$289.43
R298576	1	Lot 10	Blk G	Assessed Property	\$5,820.68	\$261.93	\$27.50	\$289.43
R298610	1	Lot 23	Blk H	Assessed Property	\$5,820.68	\$261.93	\$27.50	\$289.43
R527744	1	Lot 41	Blk A	Assessed Property	\$5,820.68	\$261.93	\$27.50	\$289.43
R527745	1	Lot 42	Blk A	Assessed Property	\$5,820.68	\$261.93	\$27.50	\$289.43
R527746	1	Lot 43	Blk A	Assessed Property	\$5,820.68	\$261.93	\$27.50	\$289.43
R527747	1	Lot 44	Blk A	Assessed Property	\$5,820.68	\$261.93	\$27.50	\$289.43
R306388	1	Lot 01	Blk B	Assessed Property	\$5,820.68	\$261.93	\$27.50	\$289.43
R298490	1	Lot 27	Blk C	Assessed Property	\$5,820.68	\$261.93	\$27.50	\$289.43
R527754	1	Lot 04	Blk F	Assessed Property	\$5,820.68	\$261.93	\$27.50	\$289.43
R527755	1	Lot 05	Blk F	Assessed Property	\$5,820.68	\$261.93	\$27.50	\$289.43
R527765	1	Lot 15	Blk F	Assessed Property	\$5,820.68	\$261.93	\$27.50	\$289.43
R298589	1	Lot 02	Blk H	Assessed Property	\$5,820.68	\$261.93	\$27.50	\$289.43
R298591	1	Lot 04	Blk H	Assessed Property	\$5,820.68	\$261.93	\$27.50	\$289.43
R527703	1	Lot 01	Blk I	Assessed Property	\$5,820.68	\$261.93	\$27.50	\$289.43
R527704	1	Lot 02	Blk I	Assessed Property	\$5,820.68	\$261.93	\$27.50	\$289.43
R527706	1	Lot 03	Blk I	Assessed Property	\$5,820.68	\$261.93	\$27.50	\$289.43
R298627	1	Lot 20	Blk I	Assessed Property	\$5,820.68	\$261.93	\$27.50	\$289.43
R298639	1	Lot 32	Blk I	Assessed Property	\$5,820.68	\$261.93	\$27.50	\$289.43
R298641	1	Lot 34	Blk I	Assessed Property	\$5,820.68	\$261.93	\$27.50	\$289.43
R527727	1	Lot 04	Blk J	Assessed Property	\$5,820.68	\$261.93	\$27.50	\$289.43
R527770	1	Lot 02	Blk P	Assessed Property	\$5,820.68	\$261.93	\$27.50	\$289.43

Hackberry Hidden Cove Public Improvement District No. 2
Assessment Roll Summary
Road Improvements

Property ID	Estimated Lot Count	Lot	Block	Property Classification	Total Assessment	Annual Assessment 2009	Annual Collection Costs (2009)	Annual Installment 2009
R527771	1	Lot 03	Blk P	Assessed Property	\$5,820.68	\$261.93	\$27.50	\$289.43
R527773	1	Lot 05	Blk P	Assessed Property	\$5,820.68	\$261.93	\$27.50	\$289.43
R298407	1	Lot 11	Blk A	Assessed Property	\$5,820.68	\$261.93	\$27.50	\$289.43
R298408	1	Lot 12	Blk A	Assessed Property	\$5,820.68	\$261.93	\$27.50	\$289.43
R298489	1	Lot 26	Blk C	Assessed Property	\$5,820.68	\$261.93	\$27.50	\$289.43
R298501	1	Lot 06	Blk D	Assessed Property	\$5,820.68	\$261.93	\$27.50	\$289.43
R298502	1	Lot 07	Blk D	Assessed Property	\$5,820.68	\$261.93	\$27.50	\$289.43
R298506	1	Lot 11	Blk D	Assessed Property	\$5,820.68	\$261.93	\$27.50	\$289.43
R298507	1	Lot 12	Blk D	Assessed Property	\$5,820.68	\$261.93	\$27.50	\$289.43
R298508	1	Lot 13	Blk D	Assessed Property	\$5,820.68	\$261.93	\$27.50	\$289.43
R298512	1	Lot 17	Blk D	Assessed Property	\$5,820.68	\$261.93	\$27.50	\$289.43
R298513	1	Lot 18	Blk D	Assessed Property	\$5,820.68	\$261.93	\$27.50	\$289.43
R298527	1	Lot 32	Blk D	Assessed Property	\$5,820.68	\$261.93	\$27.50	\$289.43
R298528	1	Lot 33	Blk D	Assessed Property	\$5,820.68	\$261.93	\$27.50	\$289.43
R298529	1	Lot 34	Blk D	Assessed Property	\$5,820.68	\$261.93	\$27.50	\$289.43
R298533	1	Lot 38	Blk D	Assessed Property	\$5,820.68	\$261.93	\$27.50	\$289.43
R298555	1	Lot 27	Blk F	Assessed Property	\$5,820.68	\$261.93	\$27.50	\$289.43
R527769	1	Lot 01	Blk P	Assessed Property	\$5,820.68	\$261.93	\$27.50	\$289.43
R527784	1	Lot 16	Blk P	Assessed Property	\$5,820.68	\$261.93	\$27.50	\$289.43
R527785	1	Lot 17	Blk P	Assessed Property	\$5,820.68	\$261.93	\$27.50	\$289.43
R298392	1	Lot 01	Blk A	Assessed Property	\$5,820.68	\$261.93	\$27.50	\$289.43
R298402	1	Lot 06	Blk A	Assessed Property	\$5,820.68	\$261.93	\$27.50	\$289.43
R298403	1	Lot 07	Blk A	Assessed Property	\$5,820.68	\$261.93	\$27.50	\$289.43
R298404	1	Lot 08	Blk A	Assessed Property	\$5,820.68	\$261.93	\$27.50	\$289.43
R298405	1	Lot 09	Blk A	Assessed Property	\$5,820.68	\$261.93	\$27.50	\$289.43
R306390	1	Lot 02	Blk B	Assessed Property	\$5,820.68	\$261.93	\$27.50	\$289.43
R306391	1	Lot 03	Blk B	Assessed Property	\$5,820.68	\$261.93	\$27.50	\$289.43
R306392	1	Lot 04	Blk B	Assessed Property	\$5,820.68	\$261.93	\$27.50	\$289.43
R306394	1	Lot 06	Blk B	Assessed Property	\$5,820.68	\$261.93	\$27.50	\$289.43

Hackberry Hidden Cove Public Improvement District No. 2
Assessment Roll Summary
Road Improvements

Property ID	Estimated Lot Count	Lot	Block	Property Classification	Total Assessment	Annual Assessment 2009	Annual Collection Costs (2009)	Annual Installment 2009
R306398	1	Lot 10	Blk B	Assessed Property	\$5,820.68	\$261.93	\$27.50	\$289.43
R306399	1	Lot 11	Blk B	Assessed Property	\$5,820.68	\$261.93	\$27.50	\$289.43
R306400	1	Lot 12	Blk B	Assessed Property	\$5,820.68	\$261.93	\$27.50	\$289.43
R298492	1	Lot 29	Blk C	Assessed Property	\$5,820.68	\$261.93	\$27.50	\$289.43
R298493	1	Lot 30	Blk C	Assessed Property	\$5,820.68	\$261.93	\$27.50	\$289.43
R298494	1	Lot 31	Blk C	Assessed Property	\$5,820.68	\$261.93	\$27.50	\$289.43
R298495	1	Lot 32	Blk C	Assessed Property	\$5,820.68	\$261.93	\$27.50	\$289.43
R298518	1	Lot 23	Blk D	Assessed Property	\$5,820.68	\$261.93	\$27.50	\$289.43
R298519	1	Lot 24	Blk D	Assessed Property	\$5,820.68	\$261.93	\$27.50	\$289.43
R298520	1	Lot 25	Blk D	Assessed Property	\$5,820.68	\$261.93	\$27.50	\$289.43
R298521	1	Lot 26	Blk D	Assessed Property	\$5,820.68	\$261.93	\$27.50	\$289.43
R527756	1	Lot 06	Blk F	Assessed Property	\$5,820.68	\$261.93	\$27.50	\$289.43
R527760	1	Lot 10	Blk F	Assessed Property	\$5,820.68	\$261.93	\$27.50	\$289.43
R527761	1	Lot 11	Blk F	Assessed Property	\$5,820.68	\$261.93	\$27.50	\$289.43
R527762	1	Lot 12	Blk F	Assessed Property	\$5,820.68	\$261.93	\$27.50	\$289.43
R527766	1	Lot 16	Blk F	Assessed Property	\$5,820.68	\$261.93	\$27.50	\$289.43
R527767	1	Lot 17	Blk F	Assessed Property	\$5,820.68	\$261.93	\$27.50	\$289.43
R527768	1	Lot 18	Blk F	Assessed Property	\$5,820.68	\$261.93	\$27.50	\$289.43
R298563	1	Lot 35	Blk F	Assessed Property	\$5,820.68	\$261.93	\$27.50	\$289.43
R298564	1	Lot 36	Blk F	Assessed Property	\$5,820.68	\$261.93	\$27.50	\$289.43
R298571	1	Lot 05	Blk G	Assessed Property	\$5,820.68	\$261.93	\$27.50	\$289.43
R298572	1	Lot 06	Blk G	Assessed Property	\$5,820.68	\$261.93	\$27.50	\$289.43
R298573	1	Lot 07	Blk G	Assessed Property	\$5,820.68	\$261.93	\$27.50	\$289.43
R298577	1	Lot 11	Blk G	Assessed Property	\$5,820.68	\$261.93	\$27.50	\$289.43
R298578	1	Lot 12	Blk G	Assessed Property	\$5,820.68	\$261.93	\$27.50	\$289.43
R298579	1	Lot 13	Blk G	Assessed Property	\$5,820.68	\$261.93	\$27.50	\$289.43
R298584	1	Lot 18	Blk G	Assessed Property	\$5,820.68	\$261.93	\$27.50	\$289.43
R298585	1	Lot 19	Blk G	Assessed Property	\$5,820.68	\$261.93	\$27.50	\$289.43
R298586	1	Lot 20	Blk G	Assessed Property	\$5,820.68	\$261.93	\$27.50	\$289.43

Hackberry Hidden Cove Public Improvement District No. 2
Assessment Roll Summary
Road Improvements

Property ID	Estimated Lot Count	Lot	Block	Property Classification	Total Assessment	Annual Assessment 2009	Annual Collection Costs (2009)	Annual Installment 2009
R527707	1	Lot 04	Blk I	Assessed Property	\$5,820.68	\$261.93	\$27.50	\$289.43
R527708	1	Lot 05	Blk I	Assessed Property	\$5,820.68	\$261.93	\$27.50	\$289.43
R527709	1	Lot 06	Blk I	Assessed Property	\$5,820.68	\$261.93	\$27.50	\$289.43
R527710	1	Lot 07	Blk I	Assessed Property	\$5,820.68	\$261.93	\$27.50	\$289.43
R527711	1	Lot 08	Blk I	Assessed Property	\$5,820.68	\$261.93	\$27.50	\$289.43
R527712	1	Lot 09	Blk I	Assessed Property	\$5,820.68	\$261.93	\$27.50	\$289.43
R527713	1	Lot 10	Blk I	Assessed Property	\$5,820.68	\$261.93	\$27.50	\$289.43
R527714	1	Lot 11	Blk I	Assessed Property	\$5,820.68	\$261.93	\$27.50	\$289.43
R527715	1	Lot 12	Blk I	Assessed Property	\$5,820.68	\$261.93	\$27.50	\$289.43
R527716	1	Lot 13	Blk I	Assessed Property	\$5,820.68	\$261.93	\$27.50	\$289.43
R527717	1	Lot 14	Blk I	Assessed Property	\$5,820.68	\$261.93	\$27.50	\$289.43
R527718	1	Lot 15	Blk I	Assessed Property	\$5,820.68	\$261.93	\$27.50	\$289.43
R527719	1	Lot 16	Blk I	Assessed Property	\$5,820.68	\$261.93	\$27.50	\$289.43
R527720	1	Lot 17	Blk I	Assessed Property	\$5,820.68	\$261.93	\$27.50	\$289.43
R527721	1	Lot 18	Blk I	Assessed Property	\$5,820.68	\$261.93	\$27.50	\$289.43
R527722	1	Lot 19	Blk I	Assessed Property	\$5,820.68	\$261.93	\$27.50	\$289.43
R527723	1	Lot 01	Blk J	Assessed Property	\$5,820.68	\$261.93	\$27.50	\$289.43
R527725	1	Lot 02	Blk J	Assessed Property	\$5,820.68	\$261.93	\$27.50	\$289.43
R527726	1	Lot 03	Blk J	Assessed Property	\$5,820.68	\$261.93	\$27.50	\$289.43
R527728	1	Lot 05	Blk J	Assessed Property	\$5,820.68	\$261.93	\$27.50	\$289.43
R527729	1	Lot 06	Blk J	Assessed Property	\$5,820.68	\$261.93	\$27.50	\$289.43
R527730	1	Lot 07	Blk J	Assessed Property	\$5,820.68	\$261.93	\$27.50	\$289.43
R527731	1	Lot 08	Blk J	Assessed Property	\$5,820.68	\$261.93	\$27.50	\$289.43
R527732	1	Lot 09	Blk J	Assessed Property	\$5,820.68	\$261.93	\$27.50	\$289.43
R527733	1	Lot 10	Blk J	Assessed Property	\$5,820.68	\$261.93	\$27.50	\$289.43
R527734	1	Lot 11	Blk J	Assessed Property	\$5,820.68	\$261.93	\$27.50	\$289.43
R527735	1	Lot 12	Blk J	Assessed Property	\$5,820.68	\$261.93	\$27.50	\$289.43
R527736	1	Lot 13	Blk J	Assessed Property	\$5,820.68	\$261.93	\$27.50	\$289.43
R527737	1	Lot 14	Blk J	Assessed Property	\$5,820.68	\$261.93	\$27.50	\$289.43

Hackberry Hidden Cove Public Improvement District No. 2
Assessment Roll Summary
Road Improvements

Property ID	Estimated Lot Count	Lot	Block	Property Classification	Total Assessment	Annual Assessment 2009	Annual Collection Costs (2009)	Annual Installment 2009
R527738	1	Lot 15	Blk J	Assessed Property	\$5,820.68	\$261.93	\$27.50	\$289.43
R527739	1	Lot 16	Blk J	Assessed Property	\$5,820.68	\$261.93	\$27.50	\$289.43
R527740	1	Lot 17	Blk J	Assessed Property	\$5,820.68	\$261.93	\$27.50	\$289.43
R527741	1	Lot 18	Blk J	Assessed Property	\$5,820.68	\$261.93	\$27.50	\$289.43
R527742	1	Lot 19	Blk J	Assessed Property	\$5,820.68	\$261.93	\$27.50	\$289.43
R527775	1	Lot 07	Blk P	Assessed Property	\$5,820.68	\$261.93	\$27.50	\$289.43
R527776	1	Lot 08	Blk P	Assessed Property	\$5,820.68	\$261.93	\$27.50	\$289.43
R527780	1	Lot 12	Blk P	Assessed Property	\$5,820.68	\$261.93	\$27.50	\$289.43
R527781	1	Lot 13	Blk P	Assessed Property	\$5,820.68	\$261.93	\$27.50	\$289.43
R527782	1	Lot 14	Blk P	Assessed Property	\$5,820.68	\$261.93	\$27.50	\$289.43
R298437	0	Lot 01x (open Space)	Blk A	Assessed Property	\$0.00	\$0.00	\$0.00	\$0.00
R298888	0	Lot 02x (open Space)	Blk A	Assessed Property	\$0.00	\$0.00	\$0.00	\$0.00
R298438	0	Lot 03x (open Space)	Blk A	Assessed Property	\$0.00	\$0.00	\$0.00	\$0.00
R306389	0	Lot 01x (open Space)	Blk B	Assessed Property	\$0.00	\$0.00	\$0.00	\$0.00
R298546	0	Lot 01x (open Space)	Blk E	Assessed Property	\$0.00	\$0.00	\$0.00	\$0.00
R298587	0	Lot 01x (open Space)	Blk G	Assessed Property	\$0.00	\$0.00	\$0.00	\$0.00
R298626	0	Lot 01x (open Space)	Blk H	Assessed Property	\$0.00	\$0.00	\$0.00	\$0.00
R298646	0	Lot 01x (open Space)	Blk I	Assessed Property	\$0.00	\$0.00	\$0.00	\$0.00
R527705	0	Lot 2x	Blk I	Assessed Property	\$0.00	\$0.00	\$0.00	\$0.00
R527724	0	Lot 1x	Blk J	Assessed Property	\$0.00	\$0.00	\$0.00	\$0.00
Total	909				\$5,291,000.00	\$238,095.00	\$25,000.00	\$263,095.00

Assessment Roll
Hackberry Hidden Cove Public Improvement District No. 2
City of Hackberry, Texas

Tax Parcel	Annual Installment			All Parcels
Year	Annual Assessment	Annual Collection Costs	Total	
1	\$238,095	\$25,000	\$263,095	
2	\$476,190	\$25,500	\$501,690	
3	\$476,190	\$26,010	\$502,200	
4	\$476,190	\$26,530	\$502,720	
5	\$476,190	\$27,061	\$503,251	
6	\$476,190	\$27,602	\$503,792	
7	\$476,190	\$28,154	\$504,344	
8	\$476,190	\$28,717	\$504,907	
9	\$482,190	\$29,291	\$511,481	
10	\$491,650	\$29,877	\$521,527	
11	\$502,210	\$30,475	\$532,685	
12	\$513,690	\$31,084	\$544,774	
13	\$524,910	\$31,706	\$556,616	
14	\$536,780	\$32,340	\$569,120	
15	\$549,120	\$32,987	\$582,107	
16	\$562,750	\$33,647	\$596,397	
17	\$574,400	\$34,320	\$608,720	
18	\$588,070	\$35,006	\$623,076	
19	\$602,400	\$35,706	\$638,106	
20	\$615,120	\$36,420	\$651,540	
21	\$627,140	\$37,149	\$664,289	
22	\$638,280	\$37,892	\$676,172	
23	\$648,360	\$38,649	\$687,009	
24	\$657,200	\$39,422	\$696,622	
25	\$666,620	\$40,211	\$706,831	
26	\$674,260	\$41,015	\$715,275	
27	\$680,940	\$41,835	\$722,775	
28	\$687,390	\$42,672	\$730,062	
29	\$692,250	\$43,526	\$735,776	
30	\$463,250	\$44,396	\$507,646	
Total	\$16,550,405	\$1,014,202	\$17,564,607	

Assessment Roll
Hackberry Hidden Cove Public Improvement District No. 2
City of Hackberry, Texas

Tax Parcel	R43958
Lot No.	0
Block	0
Assessment	\$92,690.87

Annual Installment Per Lot

Year	Annual Assessment	Annual Collection Costs	Total
1	\$4,190.89	\$440.04	\$4,630.94
2	\$8,381.78	\$448.84	\$8,830.63
3	\$8,381.78	\$457.82	\$8,839.60
4	\$8,381.78	\$466.98	\$8,848.76
5	\$8,381.78	\$476.32	\$8,858.10
6	\$8,381.78	\$485.84	\$8,867.63
7	\$8,381.78	\$495.56	\$8,877.34
8	\$8,381.78	\$505.47	\$8,887.25
9	\$8,487.39	\$515.58	\$9,002.97
10	\$8,653.91	\$525.89	\$9,179.80
11	\$8,839.78	\$536.41	\$9,376.19
12	\$9,041.85	\$547.14	\$9,588.99
13	\$9,239.34	\$558.08	\$9,797.42
14	\$9,448.27	\$569.24	\$10,017.52
15	\$9,665.48	\$580.63	\$10,246.11
16	\$9,905.39	\$592.24	\$10,497.63
17	\$10,110.45	\$604.09	\$10,714.54
18	\$10,351.07	\$616.17	\$10,967.23
19	\$10,603.30	\$628.49	\$11,231.79
20	\$10,827.19	\$641.06	\$11,468.26
21	\$11,038.77	\$653.88	\$11,692.65
22	\$11,234.85	\$666.96	\$11,901.81
23	\$11,412.28	\$680.30	\$12,092.58
24	\$11,567.88	\$693.91	\$12,261.78
25	\$11,733.69	\$707.78	\$12,441.47
26	\$11,868.16	\$721.94	\$12,590.10
27	\$11,985.74	\$736.38	\$12,722.12
28	\$12,099.27	\$751.11	\$12,850.38
29	\$12,184.82	\$766.13	\$12,950.95
30	\$8,154.02	\$781.45	\$8,935.47
Total	\$291,316.26	\$17,851.74	\$309,168.00

Assessment Roll
Hackberry Hidden Cove Public Improvement District No. 2
City of Hackberry, Texas

Tax Parcel	R46437
Lot No.	0
Block	0
 Assessment	 \$52,138.61

Annual Installment Per Lot

Year	Annual Assessment	Annual Collection Costs	Total
1	\$2,357.38	\$247.52	\$2,604.90
2	\$4,714.75	\$252.48	\$4,967.23
3	\$4,714.75	\$257.52	\$4,972.28
4	\$4,714.75	\$262.68	\$4,977.43
5	\$4,714.75	\$267.93	\$4,982.68
6	\$4,714.75	\$273.29	\$4,988.04
7	\$4,714.75	\$278.75	\$4,993.51
8	\$4,714.75	\$284.33	\$4,999.08
9	\$4,774.16	\$290.01	\$5,064.17
10	\$4,867.82	\$295.81	\$5,163.64
11	\$4,972.38	\$301.73	\$5,274.11
12	\$5,086.04	\$307.77	\$5,393.81
13	\$5,197.13	\$313.92	\$5,511.05
14	\$5,314.65	\$320.20	\$5,634.85
15	\$5,436.83	\$326.60	\$5,763.44
16	\$5,571.78	\$333.14	\$5,904.92
17	\$5,687.13	\$339.80	\$6,026.93
18	\$5,822.48	\$346.59	\$6,169.07
19	\$5,964.36	\$353.53	\$6,317.88
20	\$6,090.30	\$360.60	\$6,450.89
21	\$6,209.31	\$367.81	\$6,577.12
22	\$6,319.60	\$375.16	\$6,694.77
23	\$6,419.41	\$382.67	\$6,802.07
24	\$6,506.93	\$390.32	\$6,897.25
25	\$6,600.20	\$398.13	\$6,998.33
26	\$6,675.84	\$406.09	\$7,081.93
27	\$6,741.98	\$414.21	\$7,156.19
28	\$6,805.84	\$422.50	\$7,228.34
29	\$6,853.96	\$430.95	\$7,284.91
30	\$4,586.63	\$439.57	\$5,026.20
Total	\$163,865.40	\$10,041.60	\$173,907.00

Assessment Roll
Hackberry Hidden Cove Public Improvement District No. 2
City of Hackberry, Texas

Tax Parcel	R277292
Lot No.	0
Block	0
Assessment	\$405,522.55

Annual Installment Per Lot

Year	Annual Assessment	Annual Collection Costs	Total
1	\$18,335.15	\$1,925.19	\$20,260.34
2	\$36,670.30	\$1,963.70	\$38,633.99
3	\$36,670.30	\$2,002.97	\$38,673.27
4	\$36,670.30	\$2,043.03	\$38,713.33
5	\$36,670.30	\$2,083.89	\$38,754.19
6	\$36,670.30	\$2,125.57	\$38,795.87
7	\$36,670.30	\$2,168.08	\$38,838.38
8	\$36,670.30	\$2,211.44	\$38,881.74
9	\$37,132.34	\$2,255.67	\$39,388.01
10	\$37,860.84	\$2,300.78	\$40,161.62
11	\$38,674.04	\$2,346.80	\$41,020.84
12	\$39,558.09	\$2,393.73	\$41,951.82
13	\$40,422.11	\$2,441.61	\$42,863.72
14	\$41,336.19	\$2,490.44	\$43,826.64
15	\$42,286.47	\$2,540.25	\$44,826.72
16	\$43,336.08	\$2,591.06	\$45,927.14
17	\$44,233.22	\$2,642.88	\$46,876.10
18	\$45,285.92	\$2,695.73	\$47,981.65
19	\$46,389.44	\$2,749.65	\$49,139.09
20	\$47,368.98	\$2,804.64	\$50,173.62
21	\$48,294.61	\$2,860.73	\$51,155.34
22	\$49,152.48	\$2,917.95	\$52,070.42
23	\$49,928.71	\$2,976.31	\$52,905.02
24	\$50,609.46	\$3,035.83	\$53,645.30
25	\$51,334.87	\$3,096.55	\$54,431.42
26	\$51,923.21	\$3,158.48	\$55,081.69
27	\$52,437.62	\$3,221.65	\$55,659.28
28	\$52,934.32	\$3,286.09	\$56,220.41
29	\$53,308.58	\$3,351.81	\$56,660.39
30	\$35,673.82	\$3,418.84	\$39,092.66
Total	\$1,274,508.64	\$78,101.36	\$1,352,610.00

Assessment Roll
Hackberry Hidden Cove Public Improvement District No. 2
City of Hackberry, Texas

Tax Parcel	R256756
Lot No.	0
Block	0
 Assessment	 \$34,759.08

Annual Installment Per Lot

Year	Annual Assessment	Annual Collection Costs	Total
1	\$1,571.58	\$165.02	\$1,736.60
2	\$3,143.17	\$168.32	\$3,311.49
3	\$3,143.17	\$171.68	\$3,314.85
4	\$3,143.17	\$175.12	\$3,318.29
5	\$3,143.17	\$178.62	\$3,321.79
6	\$3,143.17	\$182.19	\$3,325.36
7	\$3,143.17	\$185.84	\$3,329.00
8	\$3,143.17	\$189.55	\$3,332.72
9	\$3,182.77	\$193.34	\$3,376.12
10	\$3,245.21	\$197.21	\$3,442.42
11	\$3,314.92	\$201.15	\$3,516.07
12	\$3,390.69	\$205.18	\$3,595.87
13	\$3,464.75	\$209.28	\$3,674.03
14	\$3,543.10	\$213.47	\$3,756.57
15	\$3,624.55	\$217.74	\$3,842.29
16	\$3,714.52	\$222.09	\$3,936.61
17	\$3,791.42	\$226.53	\$4,017.95
18	\$3,881.65	\$231.06	\$4,112.71
19	\$3,976.24	\$235.68	\$4,211.92
20	\$4,060.20	\$240.40	\$4,300.60
21	\$4,139.54	\$245.21	\$4,384.74
22	\$4,213.07	\$250.11	\$4,463.18
23	\$4,279.60	\$255.11	\$4,534.72
24	\$4,337.95	\$260.21	\$4,598.17
25	\$4,400.13	\$265.42	\$4,665.55
26	\$4,450.56	\$270.73	\$4,721.29
27	\$4,494.65	\$276.14	\$4,770.80
28	\$4,537.23	\$281.66	\$4,818.89
29	\$4,569.31	\$287.30	\$4,856.60
30	\$3,057.76	\$293.04	\$3,350.80
Total	\$109,243.60	\$6,694.40	\$115,938.00

Assessment Roll
Hackberry Hidden Cove Public Improvement District No. 2
City of Hackberry, Texas

Tax Parcel	R44016
Lot No.	0
Block	0
 Assessment	 \$23,172.72

Annual Installment Per Lot

Year	Annual Assessment	Annual Collection Costs	Total
1	\$1,047.72	\$110.01	\$1,157.73
2	\$2,095.45	\$112.21	\$2,207.66
3	\$2,095.45	\$114.46	\$2,209.90
4	\$2,095.45	\$116.74	\$2,212.19
5	\$2,095.45	\$119.08	\$2,214.52
6	\$2,095.45	\$121.46	\$2,216.91
7	\$2,095.45	\$123.89	\$2,219.34
8	\$2,095.45	\$126.37	\$2,221.81
9	\$2,121.85	\$128.90	\$2,250.74
10	\$2,163.48	\$131.47	\$2,294.95
11	\$2,209.94	\$134.10	\$2,344.05
12	\$2,260.46	\$136.78	\$2,397.25
13	\$2,309.83	\$139.52	\$2,449.36
14	\$2,362.07	\$142.31	\$2,504.38
15	\$2,416.37	\$145.16	\$2,561.53
16	\$2,476.35	\$148.06	\$2,624.41
17	\$2,527.61	\$151.02	\$2,678.63
18	\$2,587.77	\$154.04	\$2,741.81
19	\$2,650.83	\$157.12	\$2,807.95
20	\$2,706.80	\$160.27	\$2,867.06
21	\$2,759.69	\$163.47	\$2,923.16
22	\$2,808.71	\$166.74	\$2,975.45
23	\$2,853.07	\$170.07	\$3,023.14
24	\$2,891.97	\$173.48	\$3,065.45
25	\$2,933.42	\$176.95	\$3,110.37
26	\$2,967.04	\$180.48	\$3,147.53
27	\$2,996.44	\$184.09	\$3,180.53
28	\$3,024.82	\$187.78	\$3,212.59
29	\$3,046.20	\$191.53	\$3,237.74
30	\$2,038.50	\$195.36	\$2,233.87
Total	\$72,829.06	\$4,462.94	\$77,292.00

Assessment Roll
Hackberry Hidden Cove Public Improvement District No. 2
City of Hackberry, Texas

Tax Parcel	R76438
Lot No.	0
Block	0
Assessment	\$86,897.69

Annual Installment Per Lot

Year	Annual Assessment	Annual Collection Costs	Total
1	\$3,928.96	\$412.54	\$4,341.50
2	\$7,857.92	\$420.79	\$8,278.71
3	\$7,857.92	\$429.21	\$8,287.13
4	\$7,857.92	\$437.79	\$8,295.71
5	\$7,857.92	\$446.55	\$8,304.47
6	\$7,857.92	\$455.48	\$8,313.40
7	\$7,857.92	\$464.59	\$8,322.51
8	\$7,857.92	\$473.88	\$8,331.80
9	\$7,956.93	\$483.36	\$8,440.29
10	\$8,113.04	\$493.02	\$8,606.06
11	\$8,287.29	\$502.89	\$8,790.18
12	\$8,476.73	\$512.94	\$8,989.68
13	\$8,661.88	\$523.20	\$9,185.08
14	\$8,857.76	\$533.67	\$9,391.42
15	\$9,061.39	\$544.34	\$9,605.73
16	\$9,286.30	\$555.23	\$9,841.53
17	\$9,478.55	\$566.33	\$10,044.88
18	\$9,704.13	\$577.66	\$10,281.78
19	\$9,940.59	\$589.21	\$10,529.80
20	\$10,150.50	\$600.99	\$10,751.49
21	\$10,348.84	\$613.01	\$10,961.86
22	\$10,532.67	\$625.27	\$11,157.95
23	\$10,699.01	\$637.78	\$11,336.79
24	\$10,844.88	\$650.54	\$11,495.42
25	\$11,000.33	\$663.55	\$11,663.88
26	\$11,126.40	\$676.82	\$11,803.22
27	\$11,236.63	\$690.35	\$11,926.99
28	\$11,343.07	\$704.16	\$12,047.23
29	\$11,423.27	\$718.24	\$12,141.51
30	\$7,644.39	\$732.61	\$8,377.00
Total	\$273,108.99	\$16,736.01	\$289,845.00

Assessment Roll
Hackberry Hidden Cove Public Improvement District No. 2
City of Hackberry, Texas

Tax Parcel	R133241
Lot No.	0
Block	0
 Assessment	 \$23,172.72

Annual Installment Per Lot

Year	Annual Assessment	Annual Collection Costs	Total
1	\$1,047.72	\$110.01	\$1,157.73
2	\$2,095.45	\$112.21	\$2,207.66
3	\$2,095.45	\$114.46	\$2,209.90
4	\$2,095.45	\$116.74	\$2,212.19
5	\$2,095.45	\$119.08	\$2,214.52
6	\$2,095.45	\$121.46	\$2,216.91
7	\$2,095.45	\$123.89	\$2,219.34
8	\$2,095.45	\$126.37	\$2,221.81
9	\$2,121.85	\$128.90	\$2,250.74
10	\$2,163.48	\$131.47	\$2,294.95
11	\$2,209.94	\$134.10	\$2,344.05
12	\$2,260.46	\$136.78	\$2,397.25
13	\$2,309.83	\$139.52	\$2,449.36
14	\$2,362.07	\$142.31	\$2,504.38
15	\$2,416.37	\$145.16	\$2,561.53
16	\$2,476.35	\$148.06	\$2,624.41
17	\$2,527.61	\$151.02	\$2,678.63
18	\$2,587.77	\$154.04	\$2,741.81
19	\$2,650.83	\$157.12	\$2,807.95
20	\$2,706.80	\$160.27	\$2,867.06
21	\$2,759.69	\$163.47	\$2,923.16
22	\$2,808.71	\$166.74	\$2,975.45
23	\$2,853.07	\$170.07	\$3,023.14
24	\$2,891.97	\$173.48	\$3,065.45
25	\$2,933.42	\$176.95	\$3,110.37
26	\$2,967.04	\$180.48	\$3,147.53
27	\$2,996.44	\$184.09	\$3,180.53
28	\$3,024.82	\$187.78	\$3,212.59
29	\$3,046.20	\$191.53	\$3,237.74
30	\$2,038.50	\$195.36	\$2,233.87
Total	\$72,829.06	\$4,462.94	\$77,292.00

Assessment Roll
Hackberry Hidden Cove Public Improvement District No. 2
City of Hackberry, Texas

Tax Parcel	R133243
Lot No.	0
Block	0
 Assessment	 \$11,586.36

Annual Installment Per Lot

Year	Annual Assessment	Annual Collection Costs	Total
1	\$523.86	\$55.01	\$578.87
2	\$1,047.72	\$56.11	\$1,103.83
3	\$1,047.72	\$57.23	\$1,104.95
4	\$1,047.72	\$58.37	\$1,106.10
5	\$1,047.72	\$59.54	\$1,107.26
6	\$1,047.72	\$60.73	\$1,108.45
7	\$1,047.72	\$61.95	\$1,109.67
8	\$1,047.72	\$63.18	\$1,110.91
9	\$1,060.92	\$64.45	\$1,125.37
10	\$1,081.74	\$65.74	\$1,147.47
11	\$1,104.97	\$67.05	\$1,172.02
12	\$1,130.23	\$68.39	\$1,198.62
13	\$1,154.92	\$69.76	\$1,224.68
14	\$1,181.03	\$71.16	\$1,252.19
15	\$1,208.18	\$72.58	\$1,280.76
16	\$1,238.17	\$74.03	\$1,312.20
17	\$1,263.81	\$75.51	\$1,339.32
18	\$1,293.88	\$77.02	\$1,370.90
19	\$1,325.41	\$78.56	\$1,403.97
20	\$1,353.40	\$80.13	\$1,433.53
21	\$1,379.85	\$81.74	\$1,461.58
22	\$1,404.36	\$83.37	\$1,487.73
23	\$1,426.53	\$85.04	\$1,511.57
24	\$1,445.98	\$86.74	\$1,532.72
25	\$1,466.71	\$88.47	\$1,555.18
26	\$1,483.52	\$90.24	\$1,573.76
27	\$1,498.22	\$92.05	\$1,590.27
28	\$1,512.41	\$93.89	\$1,606.30
29	\$1,523.10	\$95.77	\$1,618.87
30	\$1,019.25	\$97.68	\$1,116.93
Total	\$36,414.53	\$2,231.47	\$38,646.00

Assessment Roll
Hackberry Hidden Cove Public Improvement District No. 2
City of Hackberry, Texas

Tax Parcel	R44008
Lot No.	0
Block	0
Assessment	\$0.00

Annual Installment Per Lot

Year	Annual Assessment	Annual Collection Costs	Total
1	\$0.00	\$0.00	\$0.00
2	\$0.00	\$0.00	\$0.00
3	\$0.00	\$0.00	\$0.00
4	\$0.00	\$0.00	\$0.00
5	\$0.00	\$0.00	\$0.00
6	\$0.00	\$0.00	\$0.00
7	\$0.00	\$0.00	\$0.00
8	\$0.00	\$0.00	\$0.00
9	\$0.00	\$0.00	\$0.00
10	\$0.00	\$0.00	\$0.00
11	\$0.00	\$0.00	\$0.00
12	\$0.00	\$0.00	\$0.00
13	\$0.00	\$0.00	\$0.00
14	\$0.00	\$0.00	\$0.00
15	\$0.00	\$0.00	\$0.00
16	\$0.00	\$0.00	\$0.00
17	\$0.00	\$0.00	\$0.00
18	\$0.00	\$0.00	\$0.00
19	\$0.00	\$0.00	\$0.00
20	\$0.00	\$0.00	\$0.00
21	\$0.00	\$0.00	\$0.00
22	\$0.00	\$0.00	\$0.00
23	\$0.00	\$0.00	\$0.00
24	\$0.00	\$0.00	\$0.00
25	\$0.00	\$0.00	\$0.00
26	\$0.00	\$0.00	\$0.00
27	\$0.00	\$0.00	\$0.00
28	\$0.00	\$0.00	\$0.00
29	\$0.00	\$0.00	\$0.00
30	\$0.00	\$0.00	\$0.00
Total	\$0.00	\$0.00	\$0.00

Assessment Roll
Hackberry Hidden Cove Public Improvement District No. 2
City of Hackberry, Texas

Tax Parcel	R133244
Lot No.	0
Block	0
 Assessment	 \$34,759.08

Annual Installment Per Lot

Year	Annual Assessment	Annual Collection Costs	Total
1	\$1,571.58	\$165.02	\$1,736.60
2	\$3,143.17	\$168.32	\$3,311.49
3	\$3,143.17	\$171.68	\$3,314.85
4	\$3,143.17	\$175.12	\$3,318.29
5	\$3,143.17	\$178.62	\$3,321.79
6	\$3,143.17	\$182.19	\$3,325.36
7	\$3,143.17	\$185.84	\$3,329.00
8	\$3,143.17	\$189.55	\$3,332.72
9	\$3,182.77	\$193.34	\$3,376.12
10	\$3,245.21	\$197.21	\$3,442.42
11	\$3,314.92	\$201.15	\$3,516.07
12	\$3,390.69	\$205.18	\$3,595.87
13	\$3,464.75	\$209.28	\$3,674.03
14	\$3,543.10	\$213.47	\$3,756.57
15	\$3,624.55	\$217.74	\$3,842.29
16	\$3,714.52	\$222.09	\$3,936.61
17	\$3,791.42	\$226.53	\$4,017.95
18	\$3,881.65	\$231.06	\$4,112.71
19	\$3,976.24	\$235.68	\$4,211.92
20	\$4,060.20	\$240.40	\$4,300.60
21	\$4,139.54	\$245.21	\$4,384.74
22	\$4,213.07	\$250.11	\$4,463.18
23	\$4,279.60	\$255.11	\$4,534.72
24	\$4,337.95	\$260.21	\$4,598.17
25	\$4,400.13	\$265.42	\$4,665.55
26	\$4,450.56	\$270.73	\$4,721.29
27	\$4,494.65	\$276.14	\$4,770.80
28	\$4,537.23	\$281.66	\$4,818.89
29	\$4,569.31	\$287.30	\$4,856.60
30	\$3,057.76	\$293.04	\$3,350.80
Total	\$109,243.60	\$6,694.40	\$115,938.00

Assessment Roll
Hackberry Hidden Cove Public Improvement District No. 2
City of Hackberry, Texas

Tax Parcel	R133246
Lot No.	0
Block	0
Assessment	\$46,345.43

Annual Installment Per Lot

Year	Annual Assessment	Annual Collection Costs	Total
1	\$2,095.45	\$220.02	\$2,315.47
2	\$4,190.89	\$224.42	\$4,415.31
3	\$4,190.89	\$228.91	\$4,419.80
4	\$4,190.89	\$233.49	\$4,424.38
5	\$4,190.89	\$238.16	\$4,429.05
6	\$4,190.89	\$242.92	\$4,433.81
7	\$4,190.89	\$247.78	\$4,438.67
8	\$4,190.89	\$252.74	\$4,443.63
9	\$4,243.70	\$257.79	\$4,501.49
10	\$4,326.95	\$262.95	\$4,589.90
11	\$4,419.89	\$268.21	\$4,688.10
12	\$4,520.92	\$273.57	\$4,794.49
13	\$4,619.67	\$279.04	\$4,898.71
14	\$4,724.14	\$284.62	\$5,008.76
15	\$4,832.74	\$290.31	\$5,123.05
16	\$4,952.70	\$296.12	\$5,248.82
17	\$5,055.23	\$302.04	\$5,357.27
18	\$5,175.53	\$308.08	\$5,483.62
19	\$5,301.65	\$314.25	\$5,615.90
20	\$5,413.60	\$320.53	\$5,734.13
21	\$5,519.38	\$326.94	\$5,846.33
22	\$5,617.43	\$333.48	\$5,950.91
23	\$5,706.14	\$340.15	\$6,046.29
24	\$5,783.94	\$346.95	\$6,130.89
25	\$5,866.84	\$353.89	\$6,220.73
26	\$5,934.08	\$360.97	\$6,295.05
27	\$5,992.87	\$368.19	\$6,361.06
28	\$6,049.64	\$375.55	\$6,425.19
29	\$6,092.41	\$383.06	\$6,475.47
30	\$4,077.01	\$390.72	\$4,467.73
Total	\$145,658.13	\$8,925.87	\$154,584.00

Assessment Roll
Hackberry Hidden Cove Public Improvement District No. 2
City of Hackberry, Texas

Tax Parcel	R46492
Lot No.	0
Block	0
Assessment	\$0.00

Annual Installment Per Lot

Year	Annual Assessment	Annual Collection Costs	Total
1	\$0.00	\$0.00	\$0.00
2	\$0.00	\$0.00	\$0.00
3	\$0.00	\$0.00	\$0.00
4	\$0.00	\$0.00	\$0.00
5	\$0.00	\$0.00	\$0.00
6	\$0.00	\$0.00	\$0.00
7	\$0.00	\$0.00	\$0.00
8	\$0.00	\$0.00	\$0.00
9	\$0.00	\$0.00	\$0.00
10	\$0.00	\$0.00	\$0.00
11	\$0.00	\$0.00	\$0.00
12	\$0.00	\$0.00	\$0.00
13	\$0.00	\$0.00	\$0.00
14	\$0.00	\$0.00	\$0.00
15	\$0.00	\$0.00	\$0.00
16	\$0.00	\$0.00	\$0.00
17	\$0.00	\$0.00	\$0.00
18	\$0.00	\$0.00	\$0.00
19	\$0.00	\$0.00	\$0.00
20	\$0.00	\$0.00	\$0.00
21	\$0.00	\$0.00	\$0.00
22	\$0.00	\$0.00	\$0.00
23	\$0.00	\$0.00	\$0.00
24	\$0.00	\$0.00	\$0.00
25	\$0.00	\$0.00	\$0.00
26	\$0.00	\$0.00	\$0.00
27	\$0.00	\$0.00	\$0.00
28	\$0.00	\$0.00	\$0.00
29	\$0.00	\$0.00	\$0.00
30	\$0.00	\$0.00	\$0.00
Total	\$0.00	\$0.00	\$0.00

Assessment Roll
Hackberry Hidden Cove Public Improvement District No. 2
City of Hackberry, Texas

Tax Parcel	R75754
Lot No.	0
Block	0
 Assessment	 \$150,622.66

Annual Installment Per Lot

Year	Annual Assessment	Annual Collection Costs	Total
1	\$6,810.20	\$715.07	\$7,525.27
2	\$13,620.40	\$729.37	\$14,349.77
3	\$13,620.40	\$743.96	\$14,364.36
4	\$13,620.40	\$758.84	\$14,379.24
5	\$13,620.40	\$774.02	\$14,394.41
6	\$13,620.40	\$789.50	\$14,409.89
7	\$13,620.40	\$805.29	\$14,425.68
8	\$13,620.40	\$821.39	\$14,441.79
9	\$13,792.01	\$837.82	\$14,629.83
10	\$14,062.60	\$854.58	\$14,917.17
11	\$14,364.64	\$871.67	\$15,236.31
12	\$14,693.00	\$889.10	\$15,582.10
13	\$15,013.93	\$906.88	\$15,920.81
14	\$15,353.44	\$925.02	\$16,278.46
15	\$15,706.40	\$943.52	\$16,649.92
16	\$16,096.26	\$962.39	\$17,058.65
17	\$16,429.48	\$981.64	\$17,411.12
18	\$16,820.48	\$1,001.27	\$17,821.76
19	\$17,230.36	\$1,021.30	\$18,251.66
20	\$17,594.19	\$1,041.72	\$18,635.92
21	\$17,938.00	\$1,062.56	\$19,000.56
22	\$18,256.63	\$1,083.81	\$19,340.44
23	\$18,544.95	\$1,105.49	\$19,650.44
24	\$18,797.80	\$1,127.60	\$19,925.40
25	\$19,067.24	\$1,150.15	\$20,217.39
26	\$19,285.76	\$1,173.15	\$20,458.92
27	\$19,476.83	\$1,196.61	\$20,673.45
28	\$19,661.32	\$1,220.55	\$20,881.87
29	\$19,800.33	\$1,244.96	\$21,045.29
30	\$13,250.28	\$1,269.86	\$14,520.13
Total	\$473,388.92	\$29,009.08	\$502,398.00

Assessment Roll
Hackberry Hidden Cove Public Improvement District No. 2
City of Hackberry, Texas

Tax Parcel	R133239
Lot No.	0
Block	0
 Assessment	 \$133,243.12

Annual Installment Per Lot

Year	Annual Assessment	Annual Collection Costs	Total
1	\$6,024.41	\$632.56	\$6,656.97
2	\$12,048.81	\$645.21	\$12,694.03
3	\$12,048.81	\$658.12	\$12,706.93
4	\$12,048.81	\$671.28	\$12,720.09
5	\$12,048.81	\$684.71	\$12,733.52
6	\$12,048.81	\$698.40	\$12,747.21
7	\$12,048.81	\$712.37	\$12,761.18
8	\$12,048.81	\$726.62	\$12,775.43
9	\$12,200.63	\$741.15	\$12,941.78
10	\$12,439.99	\$755.97	\$13,195.96
11	\$12,707.18	\$771.09	\$13,478.27
12	\$12,997.66	\$786.51	\$13,784.17
13	\$13,281.55	\$802.24	\$14,083.79
14	\$13,581.89	\$818.29	\$14,400.18
15	\$13,894.13	\$834.65	\$14,728.78
16	\$14,239.00	\$851.35	\$15,090.35
17	\$14,533.77	\$868.37	\$15,402.15
18	\$14,879.66	\$885.74	\$15,765.40
19	\$15,242.24	\$903.46	\$16,145.70
20	\$15,564.09	\$921.53	\$16,485.62
21	\$15,868.23	\$939.96	\$16,808.18
22	\$16,150.10	\$958.75	\$17,108.85
23	\$16,405.15	\$977.93	\$17,383.08
24	\$16,628.82	\$997.49	\$17,626.31
25	\$16,867.17	\$1,017.44	\$17,884.61
26	\$17,060.48	\$1,037.79	\$18,098.27
27	\$17,229.50	\$1,058.54	\$18,288.05
28	\$17,392.71	\$1,079.71	\$18,472.42
29	\$17,515.68	\$1,101.31	\$18,616.98
30	\$11,721.40	\$1,123.33	\$12,844.73
Total	\$418,767.12	\$25,661.88	\$444,429.00

Assessment Roll
Hackberry Hidden Cove Public Improvement District No. 2
City of Hackberry, Texas

Tax Parcel	R271976
Lot No.	0
Block	0
Assessment	\$1,297,672.17

Annual Installment Per Lot

Year	Annual Assessment	Annual Collection Costs	Total
1	\$58,672.48	\$6,160.62	\$64,833.09
2	\$117,344.95	\$6,283.83	\$123,628.78
3	\$117,344.95	\$6,409.50	\$123,754.46
4	\$117,344.95	\$6,537.70	\$123,882.65
5	\$117,344.95	\$6,668.45	\$124,013.40
6	\$117,344.95	\$6,801.82	\$124,146.77
7	\$117,344.95	\$6,937.85	\$124,282.80
8	\$117,344.95	\$7,076.61	\$124,421.56
9	\$118,823.50	\$7,218.14	\$126,041.64
10	\$121,154.68	\$7,362.51	\$128,517.18
11	\$123,756.92	\$7,509.76	\$131,266.68
12	\$126,585.87	\$7,659.95	\$134,245.83
13	\$129,350.76	\$7,813.15	\$137,163.91
14	\$132,275.82	\$7,969.41	\$140,245.23
15	\$135,316.70	\$8,128.80	\$143,445.50
16	\$138,675.47	\$8,291.38	\$146,966.85
17	\$141,546.31	\$8,457.21	\$150,003.52
18	\$144,914.94	\$8,626.35	\$153,541.29
19	\$148,446.20	\$8,798.88	\$157,245.08
20	\$151,580.73	\$8,974.85	\$160,555.58
21	\$154,542.75	\$9,154.35	\$163,697.10
22	\$157,287.92	\$9,337.44	\$166,625.36
23	\$159,771.88	\$9,524.19	\$169,296.07
24	\$161,950.28	\$9,714.67	\$171,664.95
25	\$164,271.60	\$9,908.96	\$174,180.56
26	\$166,154.28	\$10,107.14	\$176,261.42
27	\$167,800.40	\$10,309.29	\$178,109.68
28	\$169,389.83	\$10,515.47	\$179,905.31
29	\$170,587.46	\$10,725.78	\$181,313.24
30	\$114,156.22	\$10,940.30	\$125,096.51
Total	\$4,078,427.63	\$249,924.36	\$4,328,352.00

Assessment Roll
Hackberry Hidden Cove Public Improvement District No. 2
City of Hackberry, Texas

Tax Parcel	R76846
Lot No.	0
Block	0
Assessment	\$139,036.30

Annual Installment Per Lot

Year	Annual Assessment	Annual Collection Costs	Total
1	\$6,286.34	\$660.07	\$6,946.40
2	\$12,572.67	\$673.27	\$13,245.94
3	\$12,572.67	\$686.73	\$13,259.41
4	\$12,572.67	\$700.47	\$13,273.14
5	\$12,572.67	\$714.48	\$13,287.15
6	\$12,572.67	\$728.77	\$13,301.44
7	\$12,572.67	\$743.34	\$13,316.01
8	\$12,572.67	\$758.21	\$13,330.88
9	\$12,731.09	\$773.37	\$13,504.46
10	\$12,980.86	\$788.84	\$13,769.70
11	\$13,259.67	\$804.62	\$14,064.29
12	\$13,562.77	\$820.71	\$14,383.48
13	\$13,859.01	\$837.12	\$14,696.13
14	\$14,172.41	\$853.87	\$15,026.28
15	\$14,498.22	\$870.94	\$15,369.16
16	\$14,858.09	\$888.36	\$15,746.45
17	\$15,165.68	\$906.13	\$16,071.81
18	\$15,526.60	\$924.25	\$16,450.85
19	\$15,904.95	\$942.74	\$16,847.69
20	\$16,240.79	\$961.59	\$17,202.38
21	\$16,558.15	\$980.82	\$17,538.98
22	\$16,852.28	\$1,000.44	\$17,852.72
23	\$17,118.42	\$1,020.45	\$18,138.86
24	\$17,351.82	\$1,040.86	\$18,392.67
25	\$17,600.53	\$1,061.67	\$18,662.20
26	\$17,802.24	\$1,082.91	\$18,885.15
27	\$17,978.61	\$1,104.57	\$19,083.18
28	\$18,148.91	\$1,126.66	\$19,275.57
29	\$18,277.23	\$1,149.19	\$19,426.42
30	\$12,231.02	\$1,172.17	\$13,403.20
Total	\$436,974.39	\$26,777.61	\$463,752.00

Assessment Roll
Hackberry Hidden Cove Public Improvement District No. 2
City of Hackberry, Texas

Tax Parcel	R44010
Lot No.	0
Block	0
 Assessment	 \$28,965.90

Annual Installment Per Lot

Year	Annual Assessment	Annual Collection Costs	Total
1	\$1,309.65	\$137.51	\$1,447.17
2	\$2,619.31	\$140.26	\$2,759.57
3	\$2,619.31	\$143.07	\$2,762.38
4	\$2,619.31	\$145.93	\$2,765.24
5	\$2,619.31	\$148.85	\$2,768.16
6	\$2,619.31	\$151.83	\$2,771.13
7	\$2,619.31	\$154.86	\$2,774.17
8	\$2,619.31	\$157.96	\$2,777.27
9	\$2,652.31	\$161.12	\$2,813.43
10	\$2,704.35	\$164.34	\$2,868.69
11	\$2,762.43	\$167.63	\$2,930.06
12	\$2,825.58	\$170.98	\$2,996.56
13	\$2,887.29	\$174.40	\$3,061.69
14	\$2,952.59	\$177.89	\$3,130.47
15	\$3,020.46	\$181.45	\$3,201.91
16	\$3,095.43	\$185.08	\$3,280.51
17	\$3,159.52	\$188.78	\$3,348.29
18	\$3,234.71	\$192.55	\$3,427.26
19	\$3,313.53	\$196.40	\$3,509.93
20	\$3,383.50	\$200.33	\$3,583.83
21	\$3,449.61	\$204.34	\$3,653.95
22	\$3,510.89	\$208.42	\$3,719.32
23	\$3,566.34	\$212.59	\$3,778.93
24	\$3,614.96	\$216.85	\$3,831.81
25	\$3,666.78	\$221.18	\$3,887.96
26	\$3,708.80	\$225.61	\$3,934.41
27	\$3,745.54	\$230.12	\$3,975.66
28	\$3,781.02	\$234.72	\$4,015.74
29	\$3,807.76	\$239.41	\$4,047.17
30	\$2,548.13	\$244.20	\$2,792.33
Total	\$91,036.33	\$5,578.67	\$96,615.00

Assessment Roll
Hackberry Hidden Cove Public Improvement District No. 2
City of Hackberry, Texas

Tax Parcel	R77809
Lot No.	0
Block	0
 Assessment	 \$86,897.69

Annual Installment Per Lot

Year	Annual Assessment	Annual Collection Costs	Total
1	\$3,928.96	\$412.54	\$4,341.50
2	\$7,857.92	\$420.79	\$8,278.71
3	\$7,857.92	\$429.21	\$8,287.13
4	\$7,857.92	\$437.79	\$8,295.71
5	\$7,857.92	\$446.55	\$8,304.47
6	\$7,857.92	\$455.48	\$8,313.40
7	\$7,857.92	\$464.59	\$8,322.51
8	\$7,857.92	\$473.88	\$8,331.80
9	\$7,956.93	\$483.36	\$8,440.29
10	\$8,113.04	\$493.02	\$8,606.06
11	\$8,287.29	\$502.89	\$8,790.18
12	\$8,476.73	\$512.94	\$8,989.68
13	\$8,661.88	\$523.20	\$9,185.08
14	\$8,857.76	\$533.67	\$9,391.42
15	\$9,061.39	\$544.34	\$9,605.73
16	\$9,286.30	\$555.23	\$9,841.53
17	\$9,478.55	\$566.33	\$10,044.88
18	\$9,704.13	\$577.66	\$10,281.78
19	\$9,940.59	\$589.21	\$10,529.80
20	\$10,150.50	\$600.99	\$10,751.49
21	\$10,348.84	\$613.01	\$10,961.86
22	\$10,532.67	\$625.27	\$11,157.95
23	\$10,699.01	\$637.78	\$11,336.79
24	\$10,844.88	\$650.54	\$11,495.42
25	\$11,000.33	\$663.55	\$11,663.88
26	\$11,126.40	\$676.82	\$11,803.22
27	\$11,236.63	\$690.35	\$11,926.99
28	\$11,343.07	\$704.16	\$12,047.23
29	\$11,423.27	\$718.24	\$12,141.51
30	\$7,644.39	\$732.61	\$8,377.00
Total	\$273,108.99	\$16,736.01	\$289,845.00

Assessment Roll
Hackberry Hidden Cove Public Improvement District No. 2
City of Hackberry, Texas

Tax Parcel	R75661
Lot No.	0
Block	0
 Assessment	 \$86,897.69

Annual Installment Per Lot

Year	Annual Assessment	Annual Collection Costs	Total
1	\$3,928.96	\$412.54	\$4,341.50
2	\$7,857.92	\$420.79	\$8,278.71
3	\$7,857.92	\$429.21	\$8,287.13
4	\$7,857.92	\$437.79	\$8,295.71
5	\$7,857.92	\$446.55	\$8,304.47
6	\$7,857.92	\$455.48	\$8,313.40
7	\$7,857.92	\$464.59	\$8,322.51
8	\$7,857.92	\$473.88	\$8,331.80
9	\$7,956.93	\$483.36	\$8,440.29
10	\$8,113.04	\$493.02	\$8,606.06
11	\$8,287.29	\$502.89	\$8,790.18
12	\$8,476.73	\$512.94	\$8,989.68
13	\$8,661.88	\$523.20	\$9,185.08
14	\$8,857.76	\$533.67	\$9,391.42
15	\$9,061.39	\$544.34	\$9,605.73
16	\$9,286.30	\$555.23	\$9,841.53
17	\$9,478.55	\$566.33	\$10,044.88
18	\$9,704.13	\$577.66	\$10,281.78
19	\$9,940.59	\$589.21	\$10,529.80
20	\$10,150.50	\$600.99	\$10,751.49
21	\$10,348.84	\$613.01	\$10,961.86
22	\$10,532.67	\$625.27	\$11,157.95
23	\$10,699.01	\$637.78	\$11,336.79
24	\$10,844.88	\$650.54	\$11,495.42
25	\$11,000.33	\$663.55	\$11,663.88
26	\$11,126.40	\$676.82	\$11,803.22
27	\$11,236.63	\$690.35	\$11,926.99
28	\$11,343.07	\$704.16	\$12,047.23
29	\$11,423.27	\$718.24	\$12,141.51
30	\$7,644.39	\$732.61	\$8,377.00
Total	\$273,108.99	\$16,736.01	\$289,845.00

Assessment Roll
Hackberry Hidden Cove Public Improvement District No. 2
City of Hackberry, Texas

Tax Parcel	R76761
Lot No.	0
Block	0
 Assessment	 \$202,761.28

Annual Installment Per Lot

Year	Annual Assessment	Annual Collection Costs	Total
1	\$9,167.57	\$962.60	\$10,130.17
2	\$18,335.15	\$981.85	\$19,317.00
3	\$18,335.15	\$1,001.49	\$19,336.63
4	\$18,335.15	\$1,021.51	\$19,356.66
5	\$18,335.15	\$1,041.95	\$19,377.09
6	\$18,335.15	\$1,062.78	\$19,397.93
7	\$18,335.15	\$1,084.04	\$19,419.19
8	\$18,335.15	\$1,105.72	\$19,440.87
9	\$18,566.17	\$1,127.83	\$19,694.01
10	\$18,930.42	\$1,150.39	\$20,080.81
11	\$19,337.02	\$1,173.40	\$20,510.42
12	\$19,779.04	\$1,196.87	\$20,975.91
13	\$20,211.06	\$1,220.80	\$21,431.86
14	\$20,668.10	\$1,245.22	\$21,913.32
15	\$21,143.23	\$1,270.13	\$22,413.36
16	\$21,668.04	\$1,295.53	\$22,963.57
17	\$22,116.61	\$1,321.44	\$23,438.05
18	\$22,642.96	\$1,347.87	\$23,990.83
19	\$23,194.72	\$1,374.82	\$24,569.54
20	\$23,684.49	\$1,402.32	\$25,086.81
21	\$24,147.30	\$1,430.37	\$25,577.67
22	\$24,576.24	\$1,458.97	\$26,035.21
23	\$24,964.36	\$1,488.15	\$26,452.51
24	\$25,304.73	\$1,517.92	\$26,822.65
25	\$25,667.44	\$1,548.28	\$27,215.71
26	\$25,961.61	\$1,579.24	\$27,540.85
27	\$26,218.81	\$1,610.83	\$27,829.64
28	\$26,467.16	\$1,643.04	\$28,110.20
29	\$26,654.29	\$1,675.90	\$28,330.19
30	\$17,836.91	\$1,709.42	\$19,546.33
Total	\$637,254.32	\$39,050.68	\$676,305.00

Assessment Roll
Hackberry Hidden Cove Public Improvement District No. 2
City of Hackberry, Texas

Tax Parcel	R277006
Lot No.	0
Block	0
 Assessment	 \$34,759.08

Annual Installment Per Lot

Year	Annual Assessment	Annual Collection Costs	Total
1	\$1,571.58	\$165.02	\$1,736.60
2	\$3,143.17	\$168.32	\$3,311.49
3	\$3,143.17	\$171.68	\$3,314.85
4	\$3,143.17	\$175.12	\$3,318.29
5	\$3,143.17	\$178.62	\$3,321.79
6	\$3,143.17	\$182.19	\$3,325.36
7	\$3,143.17	\$185.84	\$3,329.00
8	\$3,143.17	\$189.55	\$3,332.72
9	\$3,182.77	\$193.34	\$3,376.12
10	\$3,245.21	\$197.21	\$3,442.42
11	\$3,314.92	\$201.15	\$3,516.07
12	\$3,390.69	\$205.18	\$3,595.87
13	\$3,464.75	\$209.28	\$3,674.03
14	\$3,543.10	\$213.47	\$3,756.57
15	\$3,624.55	\$217.74	\$3,842.29
16	\$3,714.52	\$222.09	\$3,936.61
17	\$3,791.42	\$226.53	\$4,017.95
18	\$3,881.65	\$231.06	\$4,112.71
19	\$3,976.24	\$235.68	\$4,211.92
20	\$4,060.20	\$240.40	\$4,300.60
21	\$4,139.54	\$245.21	\$4,384.74
22	\$4,213.07	\$250.11	\$4,463.18
23	\$4,279.60	\$255.11	\$4,534.72
24	\$4,337.95	\$260.21	\$4,598.17
25	\$4,400.13	\$265.42	\$4,665.55
26	\$4,450.56	\$270.73	\$4,721.29
27	\$4,494.65	\$276.14	\$4,770.80
28	\$4,537.23	\$281.66	\$4,818.89
29	\$4,569.31	\$287.30	\$4,856.60
30	\$3,057.76	\$293.04	\$3,350.80
Total	\$109,243.60	\$6,694.40	\$115,938.00

Assessment Roll
Hackberry Hidden Cove Public Improvement District No. 2
City of Hackberry, Texas

Tax Parcel	R277005
Lot No.	0
Block	0
 Assessment	 \$34,759.08

Annual Installment Per Lot

Year	Annual Assessment	Annual Collection Costs	Total
1	\$1,571.58	\$165.02	\$1,736.60
2	\$3,143.17	\$168.32	\$3,311.49
3	\$3,143.17	\$171.68	\$3,314.85
4	\$3,143.17	\$175.12	\$3,318.29
5	\$3,143.17	\$178.62	\$3,321.79
6	\$3,143.17	\$182.19	\$3,325.36
7	\$3,143.17	\$185.84	\$3,329.00
8	\$3,143.17	\$189.55	\$3,332.72
9	\$3,182.77	\$193.34	\$3,376.12
10	\$3,245.21	\$197.21	\$3,442.42
11	\$3,314.92	\$201.15	\$3,516.07
12	\$3,390.69	\$205.18	\$3,595.87
13	\$3,464.75	\$209.28	\$3,674.03
14	\$3,543.10	\$213.47	\$3,756.57
15	\$3,624.55	\$217.74	\$3,842.29
16	\$3,714.52	\$222.09	\$3,936.61
17	\$3,791.42	\$226.53	\$4,017.95
18	\$3,881.65	\$231.06	\$4,112.71
19	\$3,976.24	\$235.68	\$4,211.92
20	\$4,060.20	\$240.40	\$4,300.60
21	\$4,139.54	\$245.21	\$4,384.74
22	\$4,213.07	\$250.11	\$4,463.18
23	\$4,279.60	\$255.11	\$4,534.72
24	\$4,337.95	\$260.21	\$4,598.17
25	\$4,400.13	\$265.42	\$4,665.55
26	\$4,450.56	\$270.73	\$4,721.29
27	\$4,494.65	\$276.14	\$4,770.80
28	\$4,537.23	\$281.66	\$4,818.89
29	\$4,569.31	\$287.30	\$4,856.60
30	\$3,057.76	\$293.04	\$3,350.80
Total	\$109,243.60	\$6,694.40	\$115,938.00

Assessment Roll
Hackberry Hidden Cove Public Improvement District No. 2
City of Hackberry, Texas

Tax Parcel	R277004
Lot No.	0
Block	0
 Assessment	 \$34,759.08

Annual Installment Per Lot

Year	Annual Assessment	Annual Collection Costs	Total
1	\$1,571.58	\$165.02	\$1,736.60
2	\$3,143.17	\$168.32	\$3,311.49
3	\$3,143.17	\$171.68	\$3,314.85
4	\$3,143.17	\$175.12	\$3,318.29
5	\$3,143.17	\$178.62	\$3,321.79
6	\$3,143.17	\$182.19	\$3,325.36
7	\$3,143.17	\$185.84	\$3,329.00
8	\$3,143.17	\$189.55	\$3,332.72
9	\$3,182.77	\$193.34	\$3,376.12
10	\$3,245.21	\$197.21	\$3,442.42
11	\$3,314.92	\$201.15	\$3,516.07
12	\$3,390.69	\$205.18	\$3,595.87
13	\$3,464.75	\$209.28	\$3,674.03
14	\$3,543.10	\$213.47	\$3,756.57
15	\$3,624.55	\$217.74	\$3,842.29
16	\$3,714.52	\$222.09	\$3,936.61
17	\$3,791.42	\$226.53	\$4,017.95
18	\$3,881.65	\$231.06	\$4,112.71
19	\$3,976.24	\$235.68	\$4,211.92
20	\$4,060.20	\$240.40	\$4,300.60
21	\$4,139.54	\$245.21	\$4,384.74
22	\$4,213.07	\$250.11	\$4,463.18
23	\$4,279.60	\$255.11	\$4,534.72
24	\$4,337.95	\$260.21	\$4,598.17
25	\$4,400.13	\$265.42	\$4,665.55
26	\$4,450.56	\$270.73	\$4,721.29
27	\$4,494.65	\$276.14	\$4,770.80
28	\$4,537.23	\$281.66	\$4,818.89
29	\$4,569.31	\$287.30	\$4,856.60
30	\$3,057.76	\$293.04	\$3,350.80
Total	\$109,243.60	\$6,694.40	\$115,938.00

Assessment Roll
Hackberry Hidden Cove Public Improvement District No. 2
City of Hackberry, Texas

Tax Parcel	R277003
Lot No.	0
Block	0
 Assessment	 \$34,759.08

Annual Installment Per Lot

Year	Annual Assessment	Annual Collection Costs	Total
1	\$1,571.58	\$165.02	\$1,736.60
2	\$3,143.17	\$168.32	\$3,311.49
3	\$3,143.17	\$171.68	\$3,314.85
4	\$3,143.17	\$175.12	\$3,318.29
5	\$3,143.17	\$178.62	\$3,321.79
6	\$3,143.17	\$182.19	\$3,325.36
7	\$3,143.17	\$185.84	\$3,329.00
8	\$3,143.17	\$189.55	\$3,332.72
9	\$3,182.77	\$193.34	\$3,376.12
10	\$3,245.21	\$197.21	\$3,442.42
11	\$3,314.92	\$201.15	\$3,516.07
12	\$3,390.69	\$205.18	\$3,595.87
13	\$3,464.75	\$209.28	\$3,674.03
14	\$3,543.10	\$213.47	\$3,756.57
15	\$3,624.55	\$217.74	\$3,842.29
16	\$3,714.52	\$222.09	\$3,936.61
17	\$3,791.42	\$226.53	\$4,017.95
18	\$3,881.65	\$231.06	\$4,112.71
19	\$3,976.24	\$235.68	\$4,211.92
20	\$4,060.20	\$240.40	\$4,300.60
21	\$4,139.54	\$245.21	\$4,384.74
22	\$4,213.07	\$250.11	\$4,463.18
23	\$4,279.60	\$255.11	\$4,534.72
24	\$4,337.95	\$260.21	\$4,598.17
25	\$4,400.13	\$265.42	\$4,665.55
26	\$4,450.56	\$270.73	\$4,721.29
27	\$4,494.65	\$276.14	\$4,770.80
28	\$4,537.23	\$281.66	\$4,818.89
29	\$4,569.31	\$287.30	\$4,856.60
30	\$3,057.76	\$293.04	\$3,350.80
Total	\$109,243.60	\$6,694.40	\$115,938.00

Assessment Roll
Hackberry Hidden Cove Public Improvement District No. 2
City of Hackberry, Texas

Tax Parcel	R277002
Lot No.	0
Block	0
 Assessment	 \$34,759.08

Annual Installment Per Lot

Year	Annual Assessment	Annual Collection Costs	Total
1	\$1,571.58	\$165.02	\$1,736.60
2	\$3,143.17	\$168.32	\$3,311.49
3	\$3,143.17	\$171.68	\$3,314.85
4	\$3,143.17	\$175.12	\$3,318.29
5	\$3,143.17	\$178.62	\$3,321.79
6	\$3,143.17	\$182.19	\$3,325.36
7	\$3,143.17	\$185.84	\$3,329.00
8	\$3,143.17	\$189.55	\$3,332.72
9	\$3,182.77	\$193.34	\$3,376.12
10	\$3,245.21	\$197.21	\$3,442.42
11	\$3,314.92	\$201.15	\$3,516.07
12	\$3,390.69	\$205.18	\$3,595.87
13	\$3,464.75	\$209.28	\$3,674.03
14	\$3,543.10	\$213.47	\$3,756.57
15	\$3,624.55	\$217.74	\$3,842.29
16	\$3,714.52	\$222.09	\$3,936.61
17	\$3,791.42	\$226.53	\$4,017.95
18	\$3,881.65	\$231.06	\$4,112.71
19	\$3,976.24	\$235.68	\$4,211.92
20	\$4,060.20	\$240.40	\$4,300.60
21	\$4,139.54	\$245.21	\$4,384.74
22	\$4,213.07	\$250.11	\$4,463.18
23	\$4,279.60	\$255.11	\$4,534.72
24	\$4,337.95	\$260.21	\$4,598.17
25	\$4,400.13	\$265.42	\$4,665.55
26	\$4,450.56	\$270.73	\$4,721.29
27	\$4,494.65	\$276.14	\$4,770.80
28	\$4,537.23	\$281.66	\$4,818.89
29	\$4,569.31	\$287.30	\$4,856.60
30	\$3,057.76	\$293.04	\$3,350.80
Total	\$109,243.60	\$6,694.40	\$115,938.00

Assessment Roll
Hackberry Hidden Cove Public Improvement District No. 2
City of Hackberry, Texas

Tax Parcel	R270743
Lot No.	0
Block	0
 Assessment	 \$463,454.35

Annual Installment Per Lot

Year	Annual Assessment	Annual Collection Costs	Total
1	\$20,954.46	\$2,200.22	\$23,154.68
2	\$41,908.91	\$2,244.22	\$44,153.14
3	\$41,908.91	\$2,289.11	\$44,198.02
4	\$41,908.91	\$2,334.89	\$44,243.80
5	\$41,908.91	\$2,381.59	\$44,290.50
6	\$41,908.91	\$2,429.22	\$44,338.13
7	\$41,908.91	\$2,477.81	\$44,386.72
8	\$41,908.91	\$2,527.36	\$44,436.27
9	\$42,436.96	\$2,577.91	\$45,014.87
10	\$43,269.53	\$2,629.47	\$45,898.99
11	\$44,198.90	\$2,682.06	\$46,880.96
12	\$45,209.24	\$2,735.70	\$47,944.94
13	\$46,196.70	\$2,790.41	\$48,987.11
14	\$47,241.36	\$2,846.22	\$50,087.58
15	\$48,327.39	\$2,903.14	\$51,230.54
16	\$49,526.95	\$2,961.21	\$52,488.16
17	\$50,552.26	\$3,020.43	\$53,572.69
18	\$51,755.34	\$3,080.84	\$54,836.17
19	\$53,016.50	\$3,142.46	\$56,158.96
20	\$54,135.97	\$3,205.31	\$57,341.28
21	\$55,193.84	\$3,269.41	\$58,463.25
22	\$56,174.26	\$3,334.80	\$59,509.06
23	\$57,061.39	\$3,401.50	\$60,462.88
24	\$57,839.38	\$3,469.53	\$61,308.91
25	\$58,668.43	\$3,538.92	\$62,207.34
26	\$59,340.81	\$3,609.69	\$62,950.51
27	\$59,928.71	\$3,681.89	\$63,610.60
28	\$60,496.37	\$3,755.53	\$64,251.90
29	\$60,924.09	\$3,830.64	\$64,754.73
30	\$40,770.08	\$3,907.25	\$44,677.33
Total	\$1,456,581.30	\$89,258.70	\$1,545,840.00

Assessment Roll
Hackberry Hidden Cove Public Improvement District No. 2
City of Hackberry, Texas

Tax Parcel	R270751
Lot No.	0
Block	0
 Assessment	 \$34,759.08

Annual Installment Per Lot

Year	Annual Assessment	Annual Collection Costs	Total
1	\$1,571.58	\$165.02	\$1,736.60
2	\$3,143.17	\$168.32	\$3,311.49
3	\$3,143.17	\$171.68	\$3,314.85
4	\$3,143.17	\$175.12	\$3,318.29
5	\$3,143.17	\$178.62	\$3,321.79
6	\$3,143.17	\$182.19	\$3,325.36
7	\$3,143.17	\$185.84	\$3,329.00
8	\$3,143.17	\$189.55	\$3,332.72
9	\$3,182.77	\$193.34	\$3,376.12
10	\$3,245.21	\$197.21	\$3,442.42
11	\$3,314.92	\$201.15	\$3,516.07
12	\$3,390.69	\$205.18	\$3,595.87
13	\$3,464.75	\$209.28	\$3,674.03
14	\$3,543.10	\$213.47	\$3,756.57
15	\$3,624.55	\$217.74	\$3,842.29
16	\$3,714.52	\$222.09	\$3,936.61
17	\$3,791.42	\$226.53	\$4,017.95
18	\$3,881.65	\$231.06	\$4,112.71
19	\$3,976.24	\$235.68	\$4,211.92
20	\$4,060.20	\$240.40	\$4,300.60
21	\$4,139.54	\$245.21	\$4,384.74
22	\$4,213.07	\$250.11	\$4,463.18
23	\$4,279.60	\$255.11	\$4,534.72
24	\$4,337.95	\$260.21	\$4,598.17
25	\$4,400.13	\$265.42	\$4,665.55
26	\$4,450.56	\$270.73	\$4,721.29
27	\$4,494.65	\$276.14	\$4,770.80
28	\$4,537.23	\$281.66	\$4,818.89
29	\$4,569.31	\$287.30	\$4,856.60
30	\$3,057.76	\$293.04	\$3,350.80
Total	\$109,243.60	\$6,694.40	\$115,938.00

Assessment Roll
Hackberry Hidden Cove Public Improvement District No. 2
City of Hackberry, Texas

Tax Parcel	R270752
Lot No.	0
Block	0
 Assessment	 \$34,759.08

Annual Installment Per Lot

Year	Annual Assessment	Annual Collection Costs	Total
1	\$1,571.58	\$165.02	\$1,736.60
2	\$3,143.17	\$168.32	\$3,311.49
3	\$3,143.17	\$171.68	\$3,314.85
4	\$3,143.17	\$175.12	\$3,318.29
5	\$3,143.17	\$178.62	\$3,321.79
6	\$3,143.17	\$182.19	\$3,325.36
7	\$3,143.17	\$185.84	\$3,329.00
8	\$3,143.17	\$189.55	\$3,332.72
9	\$3,182.77	\$193.34	\$3,376.12
10	\$3,245.21	\$197.21	\$3,442.42
11	\$3,314.92	\$201.15	\$3,516.07
12	\$3,390.69	\$205.18	\$3,595.87
13	\$3,464.75	\$209.28	\$3,674.03
14	\$3,543.10	\$213.47	\$3,756.57
15	\$3,624.55	\$217.74	\$3,842.29
16	\$3,714.52	\$222.09	\$3,936.61
17	\$3,791.42	\$226.53	\$4,017.95
18	\$3,881.65	\$231.06	\$4,112.71
19	\$3,976.24	\$235.68	\$4,211.92
20	\$4,060.20	\$240.40	\$4,300.60
21	\$4,139.54	\$245.21	\$4,384.74
22	\$4,213.07	\$250.11	\$4,463.18
23	\$4,279.60	\$255.11	\$4,534.72
24	\$4,337.95	\$260.21	\$4,598.17
25	\$4,400.13	\$265.42	\$4,665.55
26	\$4,450.56	\$270.73	\$4,721.29
27	\$4,494.65	\$276.14	\$4,770.80
28	\$4,537.23	\$281.66	\$4,818.89
29	\$4,569.31	\$287.30	\$4,856.60
30	\$3,057.76	\$293.04	\$3,350.80
Total	\$109,243.60	\$6,694.40	\$115,938.00

Assessment Roll
Hackberry Hidden Cove Public Improvement District No. 2
City of Hackberry, Texas

Tax Parcel	R270750
Lot No.	0
Block	0
 Assessment	 \$34,759.08

Annual Installment Per Lot

Year	Annual Assessment	Annual Collection Costs	Total
1	\$1,571.58	\$165.02	\$1,736.60
2	\$3,143.17	\$168.32	\$3,311.49
3	\$3,143.17	\$171.68	\$3,314.85
4	\$3,143.17	\$175.12	\$3,318.29
5	\$3,143.17	\$178.62	\$3,321.79
6	\$3,143.17	\$182.19	\$3,325.36
7	\$3,143.17	\$185.84	\$3,329.00
8	\$3,143.17	\$189.55	\$3,332.72
9	\$3,182.77	\$193.34	\$3,376.12
10	\$3,245.21	\$197.21	\$3,442.42
11	\$3,314.92	\$201.15	\$3,516.07
12	\$3,390.69	\$205.18	\$3,595.87
13	\$3,464.75	\$209.28	\$3,674.03
14	\$3,543.10	\$213.47	\$3,756.57
15	\$3,624.55	\$217.74	\$3,842.29
16	\$3,714.52	\$222.09	\$3,936.61
17	\$3,791.42	\$226.53	\$4,017.95
18	\$3,881.65	\$231.06	\$4,112.71
19	\$3,976.24	\$235.68	\$4,211.92
20	\$4,060.20	\$240.40	\$4,300.60
21	\$4,139.54	\$245.21	\$4,384.74
22	\$4,213.07	\$250.11	\$4,463.18
23	\$4,279.60	\$255.11	\$4,534.72
24	\$4,337.95	\$260.21	\$4,598.17
25	\$4,400.13	\$265.42	\$4,665.55
26	\$4,450.56	\$270.73	\$4,721.29
27	\$4,494.65	\$276.14	\$4,770.80
28	\$4,537.23	\$281.66	\$4,818.89
29	\$4,569.31	\$287.30	\$4,856.60
30	\$3,057.76	\$293.04	\$3,350.80
Total	\$109,243.60	\$6,694.40	\$115,938.00

Assessment Roll
Hackberry Hidden Cove Public Improvement District No. 2
City of Hackberry, Texas

Tax Parcel	R270749
Lot No.	0
Block	0
 Assessment	 \$34,759.08

Annual Installment Per Lot

Year	Annual Assessment	Annual Collection Costs	Total
1	\$1,571.58	\$165.02	\$1,736.60
2	\$3,143.17	\$168.32	\$3,311.49
3	\$3,143.17	\$171.68	\$3,314.85
4	\$3,143.17	\$175.12	\$3,318.29
5	\$3,143.17	\$178.62	\$3,321.79
6	\$3,143.17	\$182.19	\$3,325.36
7	\$3,143.17	\$185.84	\$3,329.00
8	\$3,143.17	\$189.55	\$3,332.72
9	\$3,182.77	\$193.34	\$3,376.12
10	\$3,245.21	\$197.21	\$3,442.42
11	\$3,314.92	\$201.15	\$3,516.07
12	\$3,390.69	\$205.18	\$3,595.87
13	\$3,464.75	\$209.28	\$3,674.03
14	\$3,543.10	\$213.47	\$3,756.57
15	\$3,624.55	\$217.74	\$3,842.29
16	\$3,714.52	\$222.09	\$3,936.61
17	\$3,791.42	\$226.53	\$4,017.95
18	\$3,881.65	\$231.06	\$4,112.71
19	\$3,976.24	\$235.68	\$4,211.92
20	\$4,060.20	\$240.40	\$4,300.60
21	\$4,139.54	\$245.21	\$4,384.74
22	\$4,213.07	\$250.11	\$4,463.18
23	\$4,279.60	\$255.11	\$4,534.72
24	\$4,337.95	\$260.21	\$4,598.17
25	\$4,400.13	\$265.42	\$4,665.55
26	\$4,450.56	\$270.73	\$4,721.29
27	\$4,494.65	\$276.14	\$4,770.80
28	\$4,537.23	\$281.66	\$4,818.89
29	\$4,569.31	\$287.30	\$4,856.60
30	\$3,057.76	\$293.04	\$3,350.80
Total	\$109,243.60	\$6,694.40	\$115,938.00

Assessment Roll
Hackberry Hidden Cove Public Improvement District No. 2
City of Hackberry, Texas

Tax Parcel	R43956
Lot No.	0
Block	0
 Assessment	 \$34,759.08

Annual Installment Per Lot

Year	Annual Assessment	Annual Collection Costs	Total
1	\$1,571.58	\$165.02	\$1,736.60
2	\$3,143.17	\$168.32	\$3,311.49
3	\$3,143.17	\$171.68	\$3,314.85
4	\$3,143.17	\$175.12	\$3,318.29
5	\$3,143.17	\$178.62	\$3,321.79
6	\$3,143.17	\$182.19	\$3,325.36
7	\$3,143.17	\$185.84	\$3,329.00
8	\$3,143.17	\$189.55	\$3,332.72
9	\$3,182.77	\$193.34	\$3,376.12
10	\$3,245.21	\$197.21	\$3,442.42
11	\$3,314.92	\$201.15	\$3,516.07
12	\$3,390.69	\$205.18	\$3,595.87
13	\$3,464.75	\$209.28	\$3,674.03
14	\$3,543.10	\$213.47	\$3,756.57
15	\$3,624.55	\$217.74	\$3,842.29
16	\$3,714.52	\$222.09	\$3,936.61
17	\$3,791.42	\$226.53	\$4,017.95
18	\$3,881.65	\$231.06	\$4,112.71
19	\$3,976.24	\$235.68	\$4,211.92
20	\$4,060.20	\$240.40	\$4,300.60
21	\$4,139.54	\$245.21	\$4,384.74
22	\$4,213.07	\$250.11	\$4,463.18
23	\$4,279.60	\$255.11	\$4,534.72
24	\$4,337.95	\$260.21	\$4,598.17
25	\$4,400.13	\$265.42	\$4,665.55
26	\$4,450.56	\$270.73	\$4,721.29
27	\$4,494.65	\$276.14	\$4,770.80
28	\$4,537.23	\$281.66	\$4,818.89
29	\$4,569.31	\$287.30	\$4,856.60
30	\$3,057.76	\$293.04	\$3,350.80
Total	\$109,243.60	\$6,694.40	\$115,938.00

Assessment Roll
Hackberry Hidden Cove Public Improvement District No. 2
City of Hackberry, Texas

Tax Parcel	R43767
Lot No.	0
Block	0
 Assessment	 \$637,249.72

Annual Installment Per Lot

Year	Annual Assessment	Annual Collection Costs	Total
1	\$28,812.38	\$3,025.30	\$31,837.68
2	\$57,624.75	\$3,085.81	\$60,710.56
3	\$57,624.75	\$3,147.52	\$60,772.28
4	\$57,624.75	\$3,210.48	\$60,835.23
5	\$57,624.75	\$3,274.68	\$60,899.44
6	\$57,624.75	\$3,340.18	\$60,964.93
7	\$57,624.75	\$3,406.98	\$61,031.73
8	\$57,624.75	\$3,475.12	\$61,099.87
9	\$58,350.83	\$3,544.62	\$61,895.45
10	\$59,495.60	\$3,615.52	\$63,111.12
11	\$60,773.49	\$3,687.83	\$64,461.31
12	\$62,162.71	\$3,761.58	\$65,924.29
13	\$63,520.46	\$3,836.82	\$67,357.28
14	\$64,956.88	\$3,913.55	\$68,870.43
15	\$66,450.17	\$3,991.82	\$70,441.99
16	\$68,099.56	\$4,071.66	\$72,171.22
17	\$69,509.35	\$4,153.09	\$73,662.44
18	\$71,163.59	\$4,236.15	\$75,399.74
19	\$72,897.69	\$4,320.88	\$77,218.57
20	\$74,436.96	\$4,407.29	\$78,844.26
21	\$75,891.53	\$4,495.44	\$80,386.97
22	\$77,239.60	\$4,585.35	\$81,824.95
23	\$78,459.41	\$4,677.06	\$83,136.46
24	\$79,529.15	\$4,770.60	\$84,299.75
25	\$80,669.09	\$4,866.01	\$85,535.10
26	\$81,593.62	\$4,963.33	\$86,556.95
27	\$82,401.98	\$5,062.60	\$87,464.58
28	\$83,182.51	\$5,163.85	\$88,346.36
29	\$83,770.63	\$5,267.12	\$89,037.75
30	\$56,058.86	\$5,372.47	\$61,431.32
Total	\$2,002,799.28	\$122,730.71	\$2,125,530.00

Assessment Roll
Hackberry Hidden Cove Public Improvement District No. 2
City of Hackberry, Texas

Tax Parcel	R298552
Lot No.	Lot 24
Block	Blk F
Assessment	\$5,793.18

Annual Installment Per Lot

Year	Annual Assessment	Annual Collection Costs	Total
1	\$261.93	\$27.50	\$289.43
2	\$523.86	\$28.05	\$551.91
3	\$523.86	\$28.61	\$552.48
4	\$523.86	\$29.19	\$553.05
5	\$523.86	\$29.77	\$553.63
6	\$523.86	\$30.37	\$554.23
7	\$523.86	\$30.97	\$554.83
8	\$523.86	\$31.59	\$555.45
9	\$530.46	\$32.22	\$562.69
10	\$540.87	\$32.87	\$573.74
11	\$552.49	\$33.53	\$586.01
12	\$565.12	\$34.20	\$599.31
13	\$577.46	\$34.88	\$612.34
14	\$590.52	\$35.58	\$626.09
15	\$604.09	\$36.29	\$640.38
16	\$619.09	\$37.02	\$656.10
17	\$631.90	\$37.76	\$669.66
18	\$646.94	\$38.51	\$685.45
19	\$662.71	\$39.28	\$701.99
20	\$676.70	\$40.07	\$716.77
21	\$689.92	\$40.87	\$730.79
22	\$702.18	\$41.68	\$743.86
23	\$713.27	\$42.52	\$755.79
24	\$722.99	\$43.37	\$766.36
25	\$733.36	\$44.24	\$777.59
26	\$741.76	\$45.12	\$786.88
27	\$749.11	\$46.02	\$795.13
28	\$756.20	\$46.94	\$803.15
29	\$761.55	\$47.88	\$809.43
30	\$509.63	\$48.84	\$558.47
Total	\$18,207.27	\$1,115.73	\$19,323.00

Assessment Roll
Hackberry Hidden Cove Public Improvement District No. 2
City of Hackberry, Texas

Tax Parcel	R298617
Lot No.	Lot 30
Block	Blk H
 Assessment	 \$5,793.18

Annual Installment Per Lot

Year	Annual Assessment	Annual Collection Costs	Total
1	\$261.93	\$27.50	\$289.43
2	\$523.86	\$28.05	\$551.91
3	\$523.86	\$28.61	\$552.48
4	\$523.86	\$29.19	\$553.05
5	\$523.86	\$29.77	\$553.63
6	\$523.86	\$30.37	\$554.23
7	\$523.86	\$30.97	\$554.83
8	\$523.86	\$31.59	\$555.45
9	\$530.46	\$32.22	\$562.69
10	\$540.87	\$32.87	\$573.74
11	\$552.49	\$33.53	\$586.01
12	\$565.12	\$34.20	\$599.31
13	\$577.46	\$34.88	\$612.34
14	\$590.52	\$35.58	\$626.09
15	\$604.09	\$36.29	\$640.38
16	\$619.09	\$37.02	\$656.10
17	\$631.90	\$37.76	\$669.66
18	\$646.94	\$38.51	\$685.45
19	\$662.71	\$39.28	\$701.99
20	\$676.70	\$40.07	\$716.77
21	\$689.92	\$40.87	\$730.79
22	\$702.18	\$41.68	\$743.86
23	\$713.27	\$42.52	\$755.79
24	\$722.99	\$43.37	\$766.36
25	\$733.36	\$44.24	\$777.59
26	\$741.76	\$45.12	\$786.88
27	\$749.11	\$46.02	\$795.13
28	\$756.20	\$46.94	\$803.15
29	\$761.55	\$47.88	\$809.43
30	\$509.63	\$48.84	\$558.47
Total	\$18,207.27	\$1,115.73	\$19,323.00

Assessment Roll
Hackberry Hidden Cove Public Improvement District No. 2
City of Hackberry, Texas

Tax Parcel	R298618
Lot No.	Lot 31
Block	Blk H
Assessment	\$5,793.18

Annual Installment Per Lot

Year	Annual Assessment	Annual Collection Costs	Total
1	\$261.93	\$27.50	\$289.43
2	\$523.86	\$28.05	\$551.91
3	\$523.86	\$28.61	\$552.48
4	\$523.86	\$29.19	\$553.05
5	\$523.86	\$29.77	\$553.63
6	\$523.86	\$30.37	\$554.23
7	\$523.86	\$30.97	\$554.83
8	\$523.86	\$31.59	\$555.45
9	\$530.46	\$32.22	\$562.69
10	\$540.87	\$32.87	\$573.74
11	\$552.49	\$33.53	\$586.01
12	\$565.12	\$34.20	\$599.31
13	\$577.46	\$34.88	\$612.34
14	\$590.52	\$35.58	\$626.09
15	\$604.09	\$36.29	\$640.38
16	\$619.09	\$37.02	\$656.10
17	\$631.90	\$37.76	\$669.66
18	\$646.94	\$38.51	\$685.45
19	\$662.71	\$39.28	\$701.99
20	\$676.70	\$40.07	\$716.77
21	\$689.92	\$40.87	\$730.79
22	\$702.18	\$41.68	\$743.86
23	\$713.27	\$42.52	\$755.79
24	\$722.99	\$43.37	\$766.36
25	\$733.36	\$44.24	\$777.59
26	\$741.76	\$45.12	\$786.88
27	\$749.11	\$46.02	\$795.13
28	\$756.20	\$46.94	\$803.15
29	\$761.55	\$47.88	\$809.43
30	\$509.63	\$48.84	\$558.47
Total	\$18,207.27	\$1,115.73	\$19,323.00

Assessment Roll
Hackberry Hidden Cove Public Improvement District No. 2
City of Hackberry, Texas

Tax Parcel	R298424
Lot No.	Lot 28
Block	Blk A
Assessment	\$5,793.18

Annual Installment Per Lot

Year	Annual Assessment	Annual Collection Costs	Total
1	\$261.93	\$27.50	\$289.43
2	\$523.86	\$28.05	\$551.91
3	\$523.86	\$28.61	\$552.48
4	\$523.86	\$29.19	\$553.05
5	\$523.86	\$29.77	\$553.63
6	\$523.86	\$30.37	\$554.23
7	\$523.86	\$30.97	\$554.83
8	\$523.86	\$31.59	\$555.45
9	\$530.46	\$32.22	\$562.69
10	\$540.87	\$32.87	\$573.74
11	\$552.49	\$33.53	\$586.01
12	\$565.12	\$34.20	\$599.31
13	\$577.46	\$34.88	\$612.34
14	\$590.52	\$35.58	\$626.09
15	\$604.09	\$36.29	\$640.38
16	\$619.09	\$37.02	\$656.10
17	\$631.90	\$37.76	\$669.66
18	\$646.94	\$38.51	\$685.45
19	\$662.71	\$39.28	\$701.99
20	\$676.70	\$40.07	\$716.77
21	\$689.92	\$40.87	\$730.79
22	\$702.18	\$41.68	\$743.86
23	\$713.27	\$42.52	\$755.79
24	\$722.99	\$43.37	\$766.36
25	\$733.36	\$44.24	\$777.59
26	\$741.76	\$45.12	\$786.88
27	\$749.11	\$46.02	\$795.13
28	\$756.20	\$46.94	\$803.15
29	\$761.55	\$47.88	\$809.43
30	\$509.63	\$48.84	\$558.47
Total	\$18,207.27	\$1,115.73	\$19,323.00

Assessment Roll
Hackberry Hidden Cove Public Improvement District No. 2
City of Hackberry, Texas

Tax Parcel	R298430
Lot No.	Lot 34
Block	Blk A
 Assessment	 \$5,793.18

Annual Installment Per Lot

Year	Annual Assessment	Annual Collection Costs	Total
1	\$261.93	\$27.50	\$289.43
2	\$523.86	\$28.05	\$551.91
3	\$523.86	\$28.61	\$552.48
4	\$523.86	\$29.19	\$553.05
5	\$523.86	\$29.77	\$553.63
6	\$523.86	\$30.37	\$554.23
7	\$523.86	\$30.97	\$554.83
8	\$523.86	\$31.59	\$555.45
9	\$530.46	\$32.22	\$562.69
10	\$540.87	\$32.87	\$573.74
11	\$552.49	\$33.53	\$586.01
12	\$565.12	\$34.20	\$599.31
13	\$577.46	\$34.88	\$612.34
14	\$590.52	\$35.58	\$626.09
15	\$604.09	\$36.29	\$640.38
16	\$619.09	\$37.02	\$656.10
17	\$631.90	\$37.76	\$669.66
18	\$646.94	\$38.51	\$685.45
19	\$662.71	\$39.28	\$701.99
20	\$676.70	\$40.07	\$716.77
21	\$689.92	\$40.87	\$730.79
22	\$702.18	\$41.68	\$743.86
23	\$713.27	\$42.52	\$755.79
24	\$722.99	\$43.37	\$766.36
25	\$733.36	\$44.24	\$777.59
26	\$741.76	\$45.12	\$786.88
27	\$749.11	\$46.02	\$795.13
28	\$756.20	\$46.94	\$803.15
29	\$761.55	\$47.88	\$809.43
30	\$509.63	\$48.84	\$558.47
Total	\$18,207.27	\$1,115.73	\$19,323.00

Assessment Roll
Hackberry Hidden Cove Public Improvement District No. 2
City of Hackberry, Texas

Tax Parcel	R298431
Lot No.	Lot 35
Block	Blk A
Assessment	\$5,793.18

Annual Installment Per Lot

Year	Annual Assessment	Annual Collection Costs	Total
1	\$261.93	\$27.50	\$289.43
2	\$523.86	\$28.05	\$551.91
3	\$523.86	\$28.61	\$552.48
4	\$523.86	\$29.19	\$553.05
5	\$523.86	\$29.77	\$553.63
6	\$523.86	\$30.37	\$554.23
7	\$523.86	\$30.97	\$554.83
8	\$523.86	\$31.59	\$555.45
9	\$530.46	\$32.22	\$562.69
10	\$540.87	\$32.87	\$573.74
11	\$552.49	\$33.53	\$586.01
12	\$565.12	\$34.20	\$599.31
13	\$577.46	\$34.88	\$612.34
14	\$590.52	\$35.58	\$626.09
15	\$604.09	\$36.29	\$640.38
16	\$619.09	\$37.02	\$656.10
17	\$631.90	\$37.76	\$669.66
18	\$646.94	\$38.51	\$685.45
19	\$662.71	\$39.28	\$701.99
20	\$676.70	\$40.07	\$716.77
21	\$689.92	\$40.87	\$730.79
22	\$702.18	\$41.68	\$743.86
23	\$713.27	\$42.52	\$755.79
24	\$722.99	\$43.37	\$766.36
25	\$733.36	\$44.24	\$777.59
26	\$741.76	\$45.12	\$786.88
27	\$749.11	\$46.02	\$795.13
28	\$756.20	\$46.94	\$803.15
29	\$761.55	\$47.88	\$809.43
30	\$509.63	\$48.84	\$558.47
Total	\$18,207.27	\$1,115.73	\$19,323.00

Assessment Roll
Hackberry Hidden Cove Public Improvement District No. 2
City of Hackberry, Texas

Tax Parcel	R298432
Lot No.	Lot 36
Block	Blk A
Assessment	\$5,793.18

Annual Installment Per Lot

Year	Annual Assessment	Annual Collection Costs	Total
1	\$261.93	\$27.50	\$289.43
2	\$523.86	\$28.05	\$551.91
3	\$523.86	\$28.61	\$552.48
4	\$523.86	\$29.19	\$553.05
5	\$523.86	\$29.77	\$553.63
6	\$523.86	\$30.37	\$554.23
7	\$523.86	\$30.97	\$554.83
8	\$523.86	\$31.59	\$555.45
9	\$530.46	\$32.22	\$562.69
10	\$540.87	\$32.87	\$573.74
11	\$552.49	\$33.53	\$586.01
12	\$565.12	\$34.20	\$599.31
13	\$577.46	\$34.88	\$612.34
14	\$590.52	\$35.58	\$626.09
15	\$604.09	\$36.29	\$640.38
16	\$619.09	\$37.02	\$656.10
17	\$631.90	\$37.76	\$669.66
18	\$646.94	\$38.51	\$685.45
19	\$662.71	\$39.28	\$701.99
20	\$676.70	\$40.07	\$716.77
21	\$689.92	\$40.87	\$730.79
22	\$702.18	\$41.68	\$743.86
23	\$713.27	\$42.52	\$755.79
24	\$722.99	\$43.37	\$766.36
25	\$733.36	\$44.24	\$777.59
26	\$741.76	\$45.12	\$786.88
27	\$749.11	\$46.02	\$795.13
28	\$756.20	\$46.94	\$803.15
29	\$761.55	\$47.88	\$809.43
30	\$509.63	\$48.84	\$558.47
Total	\$18,207.27	\$1,115.73	\$19,323.00

Assessment Roll
Hackberry Hidden Cove Public Improvement District No. 2
City of Hackberry, Texas

Tax Parcel	R298433
Lot No.	Lot 37
Block	Blk A
 Assessment	 \$5,793.18

Annual Installment Per Lot

Year	Annual Assessment	Annual Collection Costs	Total
1	\$261.93	\$27.50	\$289.43
2	\$523.86	\$28.05	\$551.91
3	\$523.86	\$28.61	\$552.48
4	\$523.86	\$29.19	\$553.05
5	\$523.86	\$29.77	\$553.63
6	\$523.86	\$30.37	\$554.23
7	\$523.86	\$30.97	\$554.83
8	\$523.86	\$31.59	\$555.45
9	\$530.46	\$32.22	\$562.69
10	\$540.87	\$32.87	\$573.74
11	\$552.49	\$33.53	\$586.01
12	\$565.12	\$34.20	\$599.31
13	\$577.46	\$34.88	\$612.34
14	\$590.52	\$35.58	\$626.09
15	\$604.09	\$36.29	\$640.38
16	\$619.09	\$37.02	\$656.10
17	\$631.90	\$37.76	\$669.66
18	\$646.94	\$38.51	\$685.45
19	\$662.71	\$39.28	\$701.99
20	\$676.70	\$40.07	\$716.77
21	\$689.92	\$40.87	\$730.79
22	\$702.18	\$41.68	\$743.86
23	\$713.27	\$42.52	\$755.79
24	\$722.99	\$43.37	\$766.36
25	\$733.36	\$44.24	\$777.59
26	\$741.76	\$45.12	\$786.88
27	\$749.11	\$46.02	\$795.13
28	\$756.20	\$46.94	\$803.15
29	\$761.55	\$47.88	\$809.43
30	\$509.63	\$48.84	\$558.47
Total	\$18,207.27	\$1,115.73	\$19,323.00

Assessment Roll
Hackberry Hidden Cove Public Improvement District No. 2
City of Hackberry, Texas

Tax Parcel	R306407
Lot No.	Lot 19
Block	Blk B
 Assessment	 \$5,793.18

Annual Installment Per Lot

Year	Annual Assessment	Annual Collection Costs	Total
1	\$261.93	\$27.50	\$289.43
2	\$523.86	\$28.05	\$551.91
3	\$523.86	\$28.61	\$552.48
4	\$523.86	\$29.19	\$553.05
5	\$523.86	\$29.77	\$553.63
6	\$523.86	\$30.37	\$554.23
7	\$523.86	\$30.97	\$554.83
8	\$523.86	\$31.59	\$555.45
9	\$530.46	\$32.22	\$562.69
10	\$540.87	\$32.87	\$573.74
11	\$552.49	\$33.53	\$586.01
12	\$565.12	\$34.20	\$599.31
13	\$577.46	\$34.88	\$612.34
14	\$590.52	\$35.58	\$626.09
15	\$604.09	\$36.29	\$640.38
16	\$619.09	\$37.02	\$656.10
17	\$631.90	\$37.76	\$669.66
18	\$646.94	\$38.51	\$685.45
19	\$662.71	\$39.28	\$701.99
20	\$676.70	\$40.07	\$716.77
21	\$689.92	\$40.87	\$730.79
22	\$702.18	\$41.68	\$743.86
23	\$713.27	\$42.52	\$755.79
24	\$722.99	\$43.37	\$766.36
25	\$733.36	\$44.24	\$777.59
26	\$741.76	\$45.12	\$786.88
27	\$749.11	\$46.02	\$795.13
28	\$756.20	\$46.94	\$803.15
29	\$761.55	\$47.88	\$809.43
30	\$509.63	\$48.84	\$558.47
Total	\$18,207.27	\$1,115.73	\$19,323.00

Assessment Roll
Hackberry Hidden Cove Public Improvement District No. 2
City of Hackberry, Texas

Tax Parcel	R298496
Lot No.	Lot 01
Block	Blk D
 Assessment	 \$5,793.18

Annual Installment Per Lot

Year	Annual Assessment	Annual Collection Costs	Total
1	\$261.93	\$27.50	\$289.43
2	\$523.86	\$28.05	\$551.91
3	\$523.86	\$28.61	\$552.48
4	\$523.86	\$29.19	\$553.05
5	\$523.86	\$29.77	\$553.63
6	\$523.86	\$30.37	\$554.23
7	\$523.86	\$30.97	\$554.83
8	\$523.86	\$31.59	\$555.45
9	\$530.46	\$32.22	\$562.69
10	\$540.87	\$32.87	\$573.74
11	\$552.49	\$33.53	\$586.01
12	\$565.12	\$34.20	\$599.31
13	\$577.46	\$34.88	\$612.34
14	\$590.52	\$35.58	\$626.09
15	\$604.09	\$36.29	\$640.38
16	\$619.09	\$37.02	\$656.10
17	\$631.90	\$37.76	\$669.66
18	\$646.94	\$38.51	\$685.45
19	\$662.71	\$39.28	\$701.99
20	\$676.70	\$40.07	\$716.77
21	\$689.92	\$40.87	\$730.79
22	\$702.18	\$41.68	\$743.86
23	\$713.27	\$42.52	\$755.79
24	\$722.99	\$43.37	\$766.36
25	\$733.36	\$44.24	\$777.59
26	\$741.76	\$45.12	\$786.88
27	\$749.11	\$46.02	\$795.13
28	\$756.20	\$46.94	\$803.15
29	\$761.55	\$47.88	\$809.43
30	\$509.63	\$48.84	\$558.47
Total	\$18,207.27	\$1,115.73	\$19,323.00

Assessment Roll
Hackberry Hidden Cove Public Improvement District No. 2
City of Hackberry, Texas

Tax Parcel	R298497
Lot No.	Lot 02
Block	Blk D
Assessment	\$5,793.18

Annual Installment Per Lot

Year	Annual Assessment	Annual Collection Costs	Total
1	\$261.93	\$27.50	\$289.43
2	\$523.86	\$28.05	\$551.91
3	\$523.86	\$28.61	\$552.48
4	\$523.86	\$29.19	\$553.05
5	\$523.86	\$29.77	\$553.63
6	\$523.86	\$30.37	\$554.23
7	\$523.86	\$30.97	\$554.83
8	\$523.86	\$31.59	\$555.45
9	\$530.46	\$32.22	\$562.69
10	\$540.87	\$32.87	\$573.74
11	\$552.49	\$33.53	\$586.01
12	\$565.12	\$34.20	\$599.31
13	\$577.46	\$34.88	\$612.34
14	\$590.52	\$35.58	\$626.09
15	\$604.09	\$36.29	\$640.38
16	\$619.09	\$37.02	\$656.10
17	\$631.90	\$37.76	\$669.66
18	\$646.94	\$38.51	\$685.45
19	\$662.71	\$39.28	\$701.99
20	\$676.70	\$40.07	\$716.77
21	\$689.92	\$40.87	\$730.79
22	\$702.18	\$41.68	\$743.86
23	\$713.27	\$42.52	\$755.79
24	\$722.99	\$43.37	\$766.36
25	\$733.36	\$44.24	\$777.59
26	\$741.76	\$45.12	\$786.88
27	\$749.11	\$46.02	\$795.13
28	\$756.20	\$46.94	\$803.15
29	\$761.55	\$47.88	\$809.43
30	\$509.63	\$48.84	\$558.47
Total	\$18,207.27	\$1,115.73	\$19,323.00

Assessment Roll
Hackberry Hidden Cove Public Improvement District No. 2
City of Hackberry, Texas

Tax Parcel	R298514
Lot No.	Lot 19
Block	Blk D
Assessment	\$5,793.18

Annual Installment Per Lot

Year	Annual Assessment	Annual Collection Costs	Total
1	\$261.93	\$27.50	\$289.43
2	\$523.86	\$28.05	\$551.91
3	\$523.86	\$28.61	\$552.48
4	\$523.86	\$29.19	\$553.05
5	\$523.86	\$29.77	\$553.63
6	\$523.86	\$30.37	\$554.23
7	\$523.86	\$30.97	\$554.83
8	\$523.86	\$31.59	\$555.45
9	\$530.46	\$32.22	\$562.69
10	\$540.87	\$32.87	\$573.74
11	\$552.49	\$33.53	\$586.01
12	\$565.12	\$34.20	\$599.31
13	\$577.46	\$34.88	\$612.34
14	\$590.52	\$35.58	\$626.09
15	\$604.09	\$36.29	\$640.38
16	\$619.09	\$37.02	\$656.10
17	\$631.90	\$37.76	\$669.66
18	\$646.94	\$38.51	\$685.45
19	\$662.71	\$39.28	\$701.99
20	\$676.70	\$40.07	\$716.77
21	\$689.92	\$40.87	\$730.79
22	\$702.18	\$41.68	\$743.86
23	\$713.27	\$42.52	\$755.79
24	\$722.99	\$43.37	\$766.36
25	\$733.36	\$44.24	\$777.59
26	\$741.76	\$45.12	\$786.88
27	\$749.11	\$46.02	\$795.13
28	\$756.20	\$46.94	\$803.15
29	\$761.55	\$47.88	\$809.43
30	\$509.63	\$48.84	\$558.47
Total	\$18,207.27	\$1,115.73	\$19,323.00

Assessment Roll
Hackberry Hidden Cove Public Improvement District No. 2
City of Hackberry, Texas

Tax Parcel	R298522
Lot No.	Lot 27
Block	Blk D
Assessment	\$5,793.18

Annual Installment Per Lot

Year	Annual Assessment	Annual Collection Costs	Total
1	\$261.93	\$27.50	\$289.43
2	\$523.86	\$28.05	\$551.91
3	\$523.86	\$28.61	\$552.48
4	\$523.86	\$29.19	\$553.05
5	\$523.86	\$29.77	\$553.63
6	\$523.86	\$30.37	\$554.23
7	\$523.86	\$30.97	\$554.83
8	\$523.86	\$31.59	\$555.45
9	\$530.46	\$32.22	\$562.69
10	\$540.87	\$32.87	\$573.74
11	\$552.49	\$33.53	\$586.01
12	\$565.12	\$34.20	\$599.31
13	\$577.46	\$34.88	\$612.34
14	\$590.52	\$35.58	\$626.09
15	\$604.09	\$36.29	\$640.38
16	\$619.09	\$37.02	\$656.10
17	\$631.90	\$37.76	\$669.66
18	\$646.94	\$38.51	\$685.45
19	\$662.71	\$39.28	\$701.99
20	\$676.70	\$40.07	\$716.77
21	\$689.92	\$40.87	\$730.79
22	\$702.18	\$41.68	\$743.86
23	\$713.27	\$42.52	\$755.79
24	\$722.99	\$43.37	\$766.36
25	\$733.36	\$44.24	\$777.59
26	\$741.76	\$45.12	\$786.88
27	\$749.11	\$46.02	\$795.13
28	\$756.20	\$46.94	\$803.15
29	\$761.55	\$47.88	\$809.43
30	\$509.63	\$48.84	\$558.47
Total	\$18,207.27	\$1,115.73	\$19,323.00

Assessment Roll
Hackberry Hidden Cove Public Improvement District No. 2
City of Hackberry, Texas

Tax Parcel	R298523
Lot No.	Lot 28
Block	Blk D
 Assessment	 \$5,793.18

Annual Installment Per Lot

Year	Annual Assessment	Annual Collection Costs	Total
1	\$261.93	\$27.50	\$289.43
2	\$523.86	\$28.05	\$551.91
3	\$523.86	\$28.61	\$552.48
4	\$523.86	\$29.19	\$553.05
5	\$523.86	\$29.77	\$553.63
6	\$523.86	\$30.37	\$554.23
7	\$523.86	\$30.97	\$554.83
8	\$523.86	\$31.59	\$555.45
9	\$530.46	\$32.22	\$562.69
10	\$540.87	\$32.87	\$573.74
11	\$552.49	\$33.53	\$586.01
12	\$565.12	\$34.20	\$599.31
13	\$577.46	\$34.88	\$612.34
14	\$590.52	\$35.58	\$626.09
15	\$604.09	\$36.29	\$640.38
16	\$619.09	\$37.02	\$656.10
17	\$631.90	\$37.76	\$669.66
18	\$646.94	\$38.51	\$685.45
19	\$662.71	\$39.28	\$701.99
20	\$676.70	\$40.07	\$716.77
21	\$689.92	\$40.87	\$730.79
22	\$702.18	\$41.68	\$743.86
23	\$713.27	\$42.52	\$755.79
24	\$722.99	\$43.37	\$766.36
25	\$733.36	\$44.24	\$777.59
26	\$741.76	\$45.12	\$786.88
27	\$749.11	\$46.02	\$795.13
28	\$756.20	\$46.94	\$803.15
29	\$761.55	\$47.88	\$809.43
30	\$509.63	\$48.84	\$558.47
Total	\$18,207.27	\$1,115.73	\$19,323.00

Assessment Roll
Hackberry Hidden Cove Public Improvement District No. 2
City of Hackberry, Texas

Tax Parcel	R298534
Lot No.	Lot 39
Block	Blk D
Assessment	\$5,793.18

Annual Installment Per Lot

Year	Annual Assessment	Annual Collection Costs	Total
1	\$261.93	\$27.50	\$289.43
2	\$523.86	\$28.05	\$551.91
3	\$523.86	\$28.61	\$552.48
4	\$523.86	\$29.19	\$553.05
5	\$523.86	\$29.77	\$553.63
6	\$523.86	\$30.37	\$554.23
7	\$523.86	\$30.97	\$554.83
8	\$523.86	\$31.59	\$555.45
9	\$530.46	\$32.22	\$562.69
10	\$540.87	\$32.87	\$573.74
11	\$552.49	\$33.53	\$586.01
12	\$565.12	\$34.20	\$599.31
13	\$577.46	\$34.88	\$612.34
14	\$590.52	\$35.58	\$626.09
15	\$604.09	\$36.29	\$640.38
16	\$619.09	\$37.02	\$656.10
17	\$631.90	\$37.76	\$669.66
18	\$646.94	\$38.51	\$685.45
19	\$662.71	\$39.28	\$701.99
20	\$676.70	\$40.07	\$716.77
21	\$689.92	\$40.87	\$730.79
22	\$702.18	\$41.68	\$743.86
23	\$713.27	\$42.52	\$755.79
24	\$722.99	\$43.37	\$766.36
25	\$733.36	\$44.24	\$777.59
26	\$741.76	\$45.12	\$786.88
27	\$749.11	\$46.02	\$795.13
28	\$756.20	\$46.94	\$803.15
29	\$761.55	\$47.88	\$809.43
30	\$509.63	\$48.84	\$558.47
Total	\$18,207.27	\$1,115.73	\$19,323.00

Assessment Roll
Hackberry Hidden Cove Public Improvement District No. 2
City of Hackberry, Texas

Tax Parcel	R298537
Lot No.	Lot 42
Block	Blk D
 Assessment	 \$5,793.18

Annual Installment Per Lot

Year	Annual Assessment	Annual Collection Costs	Total
1	\$261.93	\$27.50	\$289.43
2	\$523.86	\$28.05	\$551.91
3	\$523.86	\$28.61	\$552.48
4	\$523.86	\$29.19	\$553.05
5	\$523.86	\$29.77	\$553.63
6	\$523.86	\$30.37	\$554.23
7	\$523.86	\$30.97	\$554.83
8	\$523.86	\$31.59	\$555.45
9	\$530.46	\$32.22	\$562.69
10	\$540.87	\$32.87	\$573.74
11	\$552.49	\$33.53	\$586.01
12	\$565.12	\$34.20	\$599.31
13	\$577.46	\$34.88	\$612.34
14	\$590.52	\$35.58	\$626.09
15	\$604.09	\$36.29	\$640.38
16	\$619.09	\$37.02	\$656.10
17	\$631.90	\$37.76	\$669.66
18	\$646.94	\$38.51	\$685.45
19	\$662.71	\$39.28	\$701.99
20	\$676.70	\$40.07	\$716.77
21	\$689.92	\$40.87	\$730.79
22	\$702.18	\$41.68	\$743.86
23	\$713.27	\$42.52	\$755.79
24	\$722.99	\$43.37	\$766.36
25	\$733.36	\$44.24	\$777.59
26	\$741.76	\$45.12	\$786.88
27	\$749.11	\$46.02	\$795.13
28	\$756.20	\$46.94	\$803.15
29	\$761.55	\$47.88	\$809.43
30	\$509.63	\$48.84	\$558.47
Total	\$18,207.27	\$1,115.73	\$19,323.00

Assessment Roll
Hackberry Hidden Cove Public Improvement District No. 2
City of Hackberry, Texas

Tax Parcel	R298538
Lot No.	Lot 43
Block	Blk D
Assessment	\$5,793.18

Annual Installment Per Lot

Year	Annual Assessment	Annual Collection Costs	Total
1	\$261.93	\$27.50	\$289.43
2	\$523.86	\$28.05	\$551.91
3	\$523.86	\$28.61	\$552.48
4	\$523.86	\$29.19	\$553.05
5	\$523.86	\$29.77	\$553.63
6	\$523.86	\$30.37	\$554.23
7	\$523.86	\$30.97	\$554.83
8	\$523.86	\$31.59	\$555.45
9	\$530.46	\$32.22	\$562.69
10	\$540.87	\$32.87	\$573.74
11	\$552.49	\$33.53	\$586.01
12	\$565.12	\$34.20	\$599.31
13	\$577.46	\$34.88	\$612.34
14	\$590.52	\$35.58	\$626.09
15	\$604.09	\$36.29	\$640.38
16	\$619.09	\$37.02	\$656.10
17	\$631.90	\$37.76	\$669.66
18	\$646.94	\$38.51	\$685.45
19	\$662.71	\$39.28	\$701.99
20	\$676.70	\$40.07	\$716.77
21	\$689.92	\$40.87	\$730.79
22	\$702.18	\$41.68	\$743.86
23	\$713.27	\$42.52	\$755.79
24	\$722.99	\$43.37	\$766.36
25	\$733.36	\$44.24	\$777.59
26	\$741.76	\$45.12	\$786.88
27	\$749.11	\$46.02	\$795.13
28	\$756.20	\$46.94	\$803.15
29	\$761.55	\$47.88	\$809.43
30	\$509.63	\$48.84	\$558.47
Total	\$18,207.27	\$1,115.73	\$19,323.00

Assessment Roll
Hackberry Hidden Cove Public Improvement District No. 2
City of Hackberry, Texas

Tax Parcel	R298539
Lot No.	Lot 44
Block	Blk D
 Assessment	 \$5,793.18

Annual Installment Per Lot

Year	Annual Assessment	Annual Collection Costs	Total
1	\$261.93	\$27.50	\$289.43
2	\$523.86	\$28.05	\$551.91
3	\$523.86	\$28.61	\$552.48
4	\$523.86	\$29.19	\$553.05
5	\$523.86	\$29.77	\$553.63
6	\$523.86	\$30.37	\$554.23
7	\$523.86	\$30.97	\$554.83
8	\$523.86	\$31.59	\$555.45
9	\$530.46	\$32.22	\$562.69
10	\$540.87	\$32.87	\$573.74
11	\$552.49	\$33.53	\$586.01
12	\$565.12	\$34.20	\$599.31
13	\$577.46	\$34.88	\$612.34
14	\$590.52	\$35.58	\$626.09
15	\$604.09	\$36.29	\$640.38
16	\$619.09	\$37.02	\$656.10
17	\$631.90	\$37.76	\$669.66
18	\$646.94	\$38.51	\$685.45
19	\$662.71	\$39.28	\$701.99
20	\$676.70	\$40.07	\$716.77
21	\$689.92	\$40.87	\$730.79
22	\$702.18	\$41.68	\$743.86
23	\$713.27	\$42.52	\$755.79
24	\$722.99	\$43.37	\$766.36
25	\$733.36	\$44.24	\$777.59
26	\$741.76	\$45.12	\$786.88
27	\$749.11	\$46.02	\$795.13
28	\$756.20	\$46.94	\$803.15
29	\$761.55	\$47.88	\$809.43
30	\$509.63	\$48.84	\$558.47
Total	\$18,207.27	\$1,115.73	\$19,323.00

Assessment Roll
Hackberry Hidden Cove Public Improvement District No. 2
City of Hackberry, Texas

Tax Parcel	R298543
Lot No.	Lot 04
Block	Blk E
 Assessment	 \$5,793.18

Annual Installment Per Lot

Year	Annual Assessment	Annual Collection Costs	Total
1	\$261.93	\$27.50	\$289.43
2	\$523.86	\$28.05	\$551.91
3	\$523.86	\$28.61	\$552.48
4	\$523.86	\$29.19	\$553.05
5	\$523.86	\$29.77	\$553.63
6	\$523.86	\$30.37	\$554.23
7	\$523.86	\$30.97	\$554.83
8	\$523.86	\$31.59	\$555.45
9	\$530.46	\$32.22	\$562.69
10	\$540.87	\$32.87	\$573.74
11	\$552.49	\$33.53	\$586.01
12	\$565.12	\$34.20	\$599.31
13	\$577.46	\$34.88	\$612.34
14	\$590.52	\$35.58	\$626.09
15	\$604.09	\$36.29	\$640.38
16	\$619.09	\$37.02	\$656.10
17	\$631.90	\$37.76	\$669.66
18	\$646.94	\$38.51	\$685.45
19	\$662.71	\$39.28	\$701.99
20	\$676.70	\$40.07	\$716.77
21	\$689.92	\$40.87	\$730.79
22	\$702.18	\$41.68	\$743.86
23	\$713.27	\$42.52	\$755.79
24	\$722.99	\$43.37	\$766.36
25	\$733.36	\$44.24	\$777.59
26	\$741.76	\$45.12	\$786.88
27	\$749.11	\$46.02	\$795.13
28	\$756.20	\$46.94	\$803.15
29	\$761.55	\$47.88	\$809.43
30	\$509.63	\$48.84	\$558.47
Total	\$18,207.27	\$1,115.73	\$19,323.00

Assessment Roll
Hackberry Hidden Cove Public Improvement District No. 2
City of Hackberry, Texas

Tax Parcel	R298544
Lot No.	Lot 05
Block	Blk E
Assessment	\$5,793.18

Annual Installment Per Lot

Year	Annual Assessment	Annual Collection Costs	Total
1	\$261.93	\$27.50	\$289.43
2	\$523.86	\$28.05	\$551.91
3	\$523.86	\$28.61	\$552.48
4	\$523.86	\$29.19	\$553.05
5	\$523.86	\$29.77	\$553.63
6	\$523.86	\$30.37	\$554.23
7	\$523.86	\$30.97	\$554.83
8	\$523.86	\$31.59	\$555.45
9	\$530.46	\$32.22	\$562.69
10	\$540.87	\$32.87	\$573.74
11	\$552.49	\$33.53	\$586.01
12	\$565.12	\$34.20	\$599.31
13	\$577.46	\$34.88	\$612.34
14	\$590.52	\$35.58	\$626.09
15	\$604.09	\$36.29	\$640.38
16	\$619.09	\$37.02	\$656.10
17	\$631.90	\$37.76	\$669.66
18	\$646.94	\$38.51	\$685.45
19	\$662.71	\$39.28	\$701.99
20	\$676.70	\$40.07	\$716.77
21	\$689.92	\$40.87	\$730.79
22	\$702.18	\$41.68	\$743.86
23	\$713.27	\$42.52	\$755.79
24	\$722.99	\$43.37	\$766.36
25	\$733.36	\$44.24	\$777.59
26	\$741.76	\$45.12	\$786.88
27	\$749.11	\$46.02	\$795.13
28	\$756.20	\$46.94	\$803.15
29	\$761.55	\$47.88	\$809.43
30	\$509.63	\$48.84	\$558.47
Total	\$18,207.27	\$1,115.73	\$19,323.00

Assessment Roll
Hackberry Hidden Cove Public Improvement District No. 2
City of Hackberry, Texas

Tax Parcel	R298550
Lot No.	Lot 22
Block	Blk F
Assessment	\$5,793.18

Annual Installment Per Lot

Year	Annual Assessment	Annual Collection Costs	Total
1	\$261.93	\$27.50	\$289.43
2	\$523.86	\$28.05	\$551.91
3	\$523.86	\$28.61	\$552.48
4	\$523.86	\$29.19	\$553.05
5	\$523.86	\$29.77	\$553.63
6	\$523.86	\$30.37	\$554.23
7	\$523.86	\$30.97	\$554.83
8	\$523.86	\$31.59	\$555.45
9	\$530.46	\$32.22	\$562.69
10	\$540.87	\$32.87	\$573.74
11	\$552.49	\$33.53	\$586.01
12	\$565.12	\$34.20	\$599.31
13	\$577.46	\$34.88	\$612.34
14	\$590.52	\$35.58	\$626.09
15	\$604.09	\$36.29	\$640.38
16	\$619.09	\$37.02	\$656.10
17	\$631.90	\$37.76	\$669.66
18	\$646.94	\$38.51	\$685.45
19	\$662.71	\$39.28	\$701.99
20	\$676.70	\$40.07	\$716.77
21	\$689.92	\$40.87	\$730.79
22	\$702.18	\$41.68	\$743.86
23	\$713.27	\$42.52	\$755.79
24	\$722.99	\$43.37	\$766.36
25	\$733.36	\$44.24	\$777.59
26	\$741.76	\$45.12	\$786.88
27	\$749.11	\$46.02	\$795.13
28	\$756.20	\$46.94	\$803.15
29	\$761.55	\$47.88	\$809.43
30	\$509.63	\$48.84	\$558.47
Total	\$18,207.27	\$1,115.73	\$19,323.00

Assessment Roll
Hackberry Hidden Cove Public Improvement District No. 2
City of Hackberry, Texas

Tax Parcel	R298551
Lot No.	Lot 23
Block	Blk F
Assessment	\$5,793.18

Annual Installment Per Lot

Year	Annual Assessment	Annual Collection Costs	Total
1	\$261.93	\$27.50	\$289.43
2	\$523.86	\$28.05	\$551.91
3	\$523.86	\$28.61	\$552.48
4	\$523.86	\$29.19	\$553.05
5	\$523.86	\$29.77	\$553.63
6	\$523.86	\$30.37	\$554.23
7	\$523.86	\$30.97	\$554.83
8	\$523.86	\$31.59	\$555.45
9	\$530.46	\$32.22	\$562.69
10	\$540.87	\$32.87	\$573.74
11	\$552.49	\$33.53	\$586.01
12	\$565.12	\$34.20	\$599.31
13	\$577.46	\$34.88	\$612.34
14	\$590.52	\$35.58	\$626.09
15	\$604.09	\$36.29	\$640.38
16	\$619.09	\$37.02	\$656.10
17	\$631.90	\$37.76	\$669.66
18	\$646.94	\$38.51	\$685.45
19	\$662.71	\$39.28	\$701.99
20	\$676.70	\$40.07	\$716.77
21	\$689.92	\$40.87	\$730.79
22	\$702.18	\$41.68	\$743.86
23	\$713.27	\$42.52	\$755.79
24	\$722.99	\$43.37	\$766.36
25	\$733.36	\$44.24	\$777.59
26	\$741.76	\$45.12	\$786.88
27	\$749.11	\$46.02	\$795.13
28	\$756.20	\$46.94	\$803.15
29	\$761.55	\$47.88	\$809.43
30	\$509.63	\$48.84	\$558.47
Total	\$18,207.27	\$1,115.73	\$19,323.00

Assessment Roll
Hackberry Hidden Cove Public Improvement District No. 2
City of Hackberry, Texas

Tax Parcel	R298553
Lot No.	Lot 25
Block	Blk F
Assessment	\$5,793.18

Annual Installment Per Lot

Year	Annual Assessment	Annual Collection Costs	Total
1	\$261.93	\$27.50	\$289.43
2	\$523.86	\$28.05	\$551.91
3	\$523.86	\$28.61	\$552.48
4	\$523.86	\$29.19	\$553.05
5	\$523.86	\$29.77	\$553.63
6	\$523.86	\$30.37	\$554.23
7	\$523.86	\$30.97	\$554.83
8	\$523.86	\$31.59	\$555.45
9	\$530.46	\$32.22	\$562.69
10	\$540.87	\$32.87	\$573.74
11	\$552.49	\$33.53	\$586.01
12	\$565.12	\$34.20	\$599.31
13	\$577.46	\$34.88	\$612.34
14	\$590.52	\$35.58	\$626.09
15	\$604.09	\$36.29	\$640.38
16	\$619.09	\$37.02	\$656.10
17	\$631.90	\$37.76	\$669.66
18	\$646.94	\$38.51	\$685.45
19	\$662.71	\$39.28	\$701.99
20	\$676.70	\$40.07	\$716.77
21	\$689.92	\$40.87	\$730.79
22	\$702.18	\$41.68	\$743.86
23	\$713.27	\$42.52	\$755.79
24	\$722.99	\$43.37	\$766.36
25	\$733.36	\$44.24	\$777.59
26	\$741.76	\$45.12	\$786.88
27	\$749.11	\$46.02	\$795.13
28	\$756.20	\$46.94	\$803.15
29	\$761.55	\$47.88	\$809.43
30	\$509.63	\$48.84	\$558.47
Total	\$18,207.27	\$1,115.73	\$19,323.00

Assessment Roll
Hackberry Hidden Cove Public Improvement District No. 2
City of Hackberry, Texas

Tax Parcel	R298554
Lot No.	Lot 26
Block	Blk F
Assessment	\$5,793.18

Annual Installment Per Lot

Year	Annual Assessment	Annual Collection Costs	Total
1	\$261.93	\$27.50	\$289.43
2	\$523.86	\$28.05	\$551.91
3	\$523.86	\$28.61	\$552.48
4	\$523.86	\$29.19	\$553.05
5	\$523.86	\$29.77	\$553.63
6	\$523.86	\$30.37	\$554.23
7	\$523.86	\$30.97	\$554.83
8	\$523.86	\$31.59	\$555.45
9	\$530.46	\$32.22	\$562.69
10	\$540.87	\$32.87	\$573.74
11	\$552.49	\$33.53	\$586.01
12	\$565.12	\$34.20	\$599.31
13	\$577.46	\$34.88	\$612.34
14	\$590.52	\$35.58	\$626.09
15	\$604.09	\$36.29	\$640.38
16	\$619.09	\$37.02	\$656.10
17	\$631.90	\$37.76	\$669.66
18	\$646.94	\$38.51	\$685.45
19	\$662.71	\$39.28	\$701.99
20	\$676.70	\$40.07	\$716.77
21	\$689.92	\$40.87	\$730.79
22	\$702.18	\$41.68	\$743.86
23	\$713.27	\$42.52	\$755.79
24	\$722.99	\$43.37	\$766.36
25	\$733.36	\$44.24	\$777.59
26	\$741.76	\$45.12	\$786.88
27	\$749.11	\$46.02	\$795.13
28	\$756.20	\$46.94	\$803.15
29	\$761.55	\$47.88	\$809.43
30	\$509.63	\$48.84	\$558.47
Total	\$18,207.27	\$1,115.73	\$19,323.00

Assessment Roll
Hackberry Hidden Cove Public Improvement District No. 2
City of Hackberry, Texas

Tax Parcel	R298560
Lot No.	Lot 32
Block	Blk F
 Assessment	 \$5,793.18

Annual Installment Per Lot

Year	Annual Assessment	Annual Collection Costs	Total
1	\$261.93	\$27.50	\$289.43
2	\$523.86	\$28.05	\$551.91
3	\$523.86	\$28.61	\$552.48
4	\$523.86	\$29.19	\$553.05
5	\$523.86	\$29.77	\$553.63
6	\$523.86	\$30.37	\$554.23
7	\$523.86	\$30.97	\$554.83
8	\$523.86	\$31.59	\$555.45
9	\$530.46	\$32.22	\$562.69
10	\$540.87	\$32.87	\$573.74
11	\$552.49	\$33.53	\$586.01
12	\$565.12	\$34.20	\$599.31
13	\$577.46	\$34.88	\$612.34
14	\$590.52	\$35.58	\$626.09
15	\$604.09	\$36.29	\$640.38
16	\$619.09	\$37.02	\$656.10
17	\$631.90	\$37.76	\$669.66
18	\$646.94	\$38.51	\$685.45
19	\$662.71	\$39.28	\$701.99
20	\$676.70	\$40.07	\$716.77
21	\$689.92	\$40.87	\$730.79
22	\$702.18	\$41.68	\$743.86
23	\$713.27	\$42.52	\$755.79
24	\$722.99	\$43.37	\$766.36
25	\$733.36	\$44.24	\$777.59
26	\$741.76	\$45.12	\$786.88
27	\$749.11	\$46.02	\$795.13
28	\$756.20	\$46.94	\$803.15
29	\$761.55	\$47.88	\$809.43
30	\$509.63	\$48.84	\$558.47
Total	\$18,207.27	\$1,115.73	\$19,323.00

Assessment Roll
Hackberry Hidden Cove Public Improvement District No. 2
City of Hackberry, Texas

Tax Parcel	R298561
Lot No.	Lot 33
Block	Blk F
Assessment	\$5,793.18

Annual Installment Per Lot

Year	Annual Assessment	Annual Collection Costs	Total
1	\$261.93	\$27.50	\$289.43
2	\$523.86	\$28.05	\$551.91
3	\$523.86	\$28.61	\$552.48
4	\$523.86	\$29.19	\$553.05
5	\$523.86	\$29.77	\$553.63
6	\$523.86	\$30.37	\$554.23
7	\$523.86	\$30.97	\$554.83
8	\$523.86	\$31.59	\$555.45
9	\$530.46	\$32.22	\$562.69
10	\$540.87	\$32.87	\$573.74
11	\$552.49	\$33.53	\$586.01
12	\$565.12	\$34.20	\$599.31
13	\$577.46	\$34.88	\$612.34
14	\$590.52	\$35.58	\$626.09
15	\$604.09	\$36.29	\$640.38
16	\$619.09	\$37.02	\$656.10
17	\$631.90	\$37.76	\$669.66
18	\$646.94	\$38.51	\$685.45
19	\$662.71	\$39.28	\$701.99
20	\$676.70	\$40.07	\$716.77
21	\$689.92	\$40.87	\$730.79
22	\$702.18	\$41.68	\$743.86
23	\$713.27	\$42.52	\$755.79
24	\$722.99	\$43.37	\$766.36
25	\$733.36	\$44.24	\$777.59
26	\$741.76	\$45.12	\$786.88
27	\$749.11	\$46.02	\$795.13
28	\$756.20	\$46.94	\$803.15
29	\$761.55	\$47.88	\$809.43
30	\$509.63	\$48.84	\$558.47
Total	\$18,207.27	\$1,115.73	\$19,323.00

Assessment Roll
Hackberry Hidden Cove Public Improvement District No. 2
City of Hackberry, Texas

Tax Parcel	R298565
Lot No.	Lot 37
Block	Blk F
Assessment	\$5,793.18

Annual Installment Per Lot

Year	Annual Assessment	Annual Collection Costs	Total
1	\$261.93	\$27.50	\$289.43
2	\$523.86	\$28.05	\$551.91
3	\$523.86	\$28.61	\$552.48
4	\$523.86	\$29.19	\$553.05
5	\$523.86	\$29.77	\$553.63
6	\$523.86	\$30.37	\$554.23
7	\$523.86	\$30.97	\$554.83
8	\$523.86	\$31.59	\$555.45
9	\$530.46	\$32.22	\$562.69
10	\$540.87	\$32.87	\$573.74
11	\$552.49	\$33.53	\$586.01
12	\$565.12	\$34.20	\$599.31
13	\$577.46	\$34.88	\$612.34
14	\$590.52	\$35.58	\$626.09
15	\$604.09	\$36.29	\$640.38
16	\$619.09	\$37.02	\$656.10
17	\$631.90	\$37.76	\$669.66
18	\$646.94	\$38.51	\$685.45
19	\$662.71	\$39.28	\$701.99
20	\$676.70	\$40.07	\$716.77
21	\$689.92	\$40.87	\$730.79
22	\$702.18	\$41.68	\$743.86
23	\$713.27	\$42.52	\$755.79
24	\$722.99	\$43.37	\$766.36
25	\$733.36	\$44.24	\$777.59
26	\$741.76	\$45.12	\$786.88
27	\$749.11	\$46.02	\$795.13
28	\$756.20	\$46.94	\$803.15
29	\$761.55	\$47.88	\$809.43
30	\$509.63	\$48.84	\$558.47
Total	\$18,207.27	\$1,115.73	\$19,323.00

Assessment Roll
Hackberry Hidden Cove Public Improvement District No. 2
City of Hackberry, Texas

Tax Parcel	R298566
Lot No.	Lot 38
Block	Blk F
 Assessment	 \$5,793.18

Annual Installment Per Lot

Year	Annual Assessment	Annual Collection Costs	Total
1	\$261.93	\$27.50	\$289.43
2	\$523.86	\$28.05	\$551.91
3	\$523.86	\$28.61	\$552.48
4	\$523.86	\$29.19	\$553.05
5	\$523.86	\$29.77	\$553.63
6	\$523.86	\$30.37	\$554.23
7	\$523.86	\$30.97	\$554.83
8	\$523.86	\$31.59	\$555.45
9	\$530.46	\$32.22	\$562.69
10	\$540.87	\$32.87	\$573.74
11	\$552.49	\$33.53	\$586.01
12	\$565.12	\$34.20	\$599.31
13	\$577.46	\$34.88	\$612.34
14	\$590.52	\$35.58	\$626.09
15	\$604.09	\$36.29	\$640.38
16	\$619.09	\$37.02	\$656.10
17	\$631.90	\$37.76	\$669.66
18	\$646.94	\$38.51	\$685.45
19	\$662.71	\$39.28	\$701.99
20	\$676.70	\$40.07	\$716.77
21	\$689.92	\$40.87	\$730.79
22	\$702.18	\$41.68	\$743.86
23	\$713.27	\$42.52	\$755.79
24	\$722.99	\$43.37	\$766.36
25	\$733.36	\$44.24	\$777.59
26	\$741.76	\$45.12	\$786.88
27	\$749.11	\$46.02	\$795.13
28	\$756.20	\$46.94	\$803.15
29	\$761.55	\$47.88	\$809.43
30	\$509.63	\$48.84	\$558.47
Total	\$18,207.27	\$1,115.73	\$19,323.00

Assessment Roll
Hackberry Hidden Cove Public Improvement District No. 2
City of Hackberry, Texas

Tax Parcel	R298567
Lot No.	Lot 01
Block	Blk G
Assessment	\$5,793.18

Annual Installment Per Lot

Year	Annual Assessment	Annual Collection Costs	Total
1	\$261.93	\$27.50	\$289.43
2	\$523.86	\$28.05	\$551.91
3	\$523.86	\$28.61	\$552.48
4	\$523.86	\$29.19	\$553.05
5	\$523.86	\$29.77	\$553.63
6	\$523.86	\$30.37	\$554.23
7	\$523.86	\$30.97	\$554.83
8	\$523.86	\$31.59	\$555.45
9	\$530.46	\$32.22	\$562.69
10	\$540.87	\$32.87	\$573.74
11	\$552.49	\$33.53	\$586.01
12	\$565.12	\$34.20	\$599.31
13	\$577.46	\$34.88	\$612.34
14	\$590.52	\$35.58	\$626.09
15	\$604.09	\$36.29	\$640.38
16	\$619.09	\$37.02	\$656.10
17	\$631.90	\$37.76	\$669.66
18	\$646.94	\$38.51	\$685.45
19	\$662.71	\$39.28	\$701.99
20	\$676.70	\$40.07	\$716.77
21	\$689.92	\$40.87	\$730.79
22	\$702.18	\$41.68	\$743.86
23	\$713.27	\$42.52	\$755.79
24	\$722.99	\$43.37	\$766.36
25	\$733.36	\$44.24	\$777.59
26	\$741.76	\$45.12	\$786.88
27	\$749.11	\$46.02	\$795.13
28	\$756.20	\$46.94	\$803.15
29	\$761.55	\$47.88	\$809.43
30	\$509.63	\$48.84	\$558.47
Total	\$18,207.27	\$1,115.73	\$19,323.00

Assessment Roll
Hackberry Hidden Cove Public Improvement District No. 2
City of Hackberry, Texas

Tax Parcel	R298568
Lot No.	Lot 02
Block	Blk G
 Assessment	 \$5,793.18

Annual Installment Per Lot

Year	Annual Assessment	Annual Collection Costs	Total
1	\$261.93	\$27.50	\$289.43
2	\$523.86	\$28.05	\$551.91
3	\$523.86	\$28.61	\$552.48
4	\$523.86	\$29.19	\$553.05
5	\$523.86	\$29.77	\$553.63
6	\$523.86	\$30.37	\$554.23
7	\$523.86	\$30.97	\$554.83
8	\$523.86	\$31.59	\$555.45
9	\$530.46	\$32.22	\$562.69
10	\$540.87	\$32.87	\$573.74
11	\$552.49	\$33.53	\$586.01
12	\$565.12	\$34.20	\$599.31
13	\$577.46	\$34.88	\$612.34
14	\$590.52	\$35.58	\$626.09
15	\$604.09	\$36.29	\$640.38
16	\$619.09	\$37.02	\$656.10
17	\$631.90	\$37.76	\$669.66
18	\$646.94	\$38.51	\$685.45
19	\$662.71	\$39.28	\$701.99
20	\$676.70	\$40.07	\$716.77
21	\$689.92	\$40.87	\$730.79
22	\$702.18	\$41.68	\$743.86
23	\$713.27	\$42.52	\$755.79
24	\$722.99	\$43.37	\$766.36
25	\$733.36	\$44.24	\$777.59
26	\$741.76	\$45.12	\$786.88
27	\$749.11	\$46.02	\$795.13
28	\$756.20	\$46.94	\$803.15
29	\$761.55	\$47.88	\$809.43
30	\$509.63	\$48.84	\$558.47
Total	\$18,207.27	\$1,115.73	\$19,323.00

Assessment Roll
Hackberry Hidden Cove Public Improvement District No. 2
City of Hackberry, Texas

Tax Parcel	R298569
Lot No.	Lot 03
Block	Blk G
 Assessment	 \$5,793.18

Annual Installment Per Lot

Year	Annual Assessment	Annual Collection Costs	Total
1	\$261.93	\$27.50	\$289.43
2	\$523.86	\$28.05	\$551.91
3	\$523.86	\$28.61	\$552.48
4	\$523.86	\$29.19	\$553.05
5	\$523.86	\$29.77	\$553.63
6	\$523.86	\$30.37	\$554.23
7	\$523.86	\$30.97	\$554.83
8	\$523.86	\$31.59	\$555.45
9	\$530.46	\$32.22	\$562.69
10	\$540.87	\$32.87	\$573.74
11	\$552.49	\$33.53	\$586.01
12	\$565.12	\$34.20	\$599.31
13	\$577.46	\$34.88	\$612.34
14	\$590.52	\$35.58	\$626.09
15	\$604.09	\$36.29	\$640.38
16	\$619.09	\$37.02	\$656.10
17	\$631.90	\$37.76	\$669.66
18	\$646.94	\$38.51	\$685.45
19	\$662.71	\$39.28	\$701.99
20	\$676.70	\$40.07	\$716.77
21	\$689.92	\$40.87	\$730.79
22	\$702.18	\$41.68	\$743.86
23	\$713.27	\$42.52	\$755.79
24	\$722.99	\$43.37	\$766.36
25	\$733.36	\$44.24	\$777.59
26	\$741.76	\$45.12	\$786.88
27	\$749.11	\$46.02	\$795.13
28	\$756.20	\$46.94	\$803.15
29	\$761.55	\$47.88	\$809.43
30	\$509.63	\$48.84	\$558.47
Total	\$18,207.27	\$1,115.73	\$19,323.00

Assessment Roll
Hackberry Hidden Cove Public Improvement District No. 2
City of Hackberry, Texas

Tax Parcel	R298570
Lot No.	Lot 04
Block	Blk G
 Assessment	 \$5,793.18

Annual Installment Per Lot

Year	Annual Assessment	Annual Collection Costs	Total
1	\$261.93	\$27.50	\$289.43
2	\$523.86	\$28.05	\$551.91
3	\$523.86	\$28.61	\$552.48
4	\$523.86	\$29.19	\$553.05
5	\$523.86	\$29.77	\$553.63
6	\$523.86	\$30.37	\$554.23
7	\$523.86	\$30.97	\$554.83
8	\$523.86	\$31.59	\$555.45
9	\$530.46	\$32.22	\$562.69
10	\$540.87	\$32.87	\$573.74
11	\$552.49	\$33.53	\$586.01
12	\$565.12	\$34.20	\$599.31
13	\$577.46	\$34.88	\$612.34
14	\$590.52	\$35.58	\$626.09
15	\$604.09	\$36.29	\$640.38
16	\$619.09	\$37.02	\$656.10
17	\$631.90	\$37.76	\$669.66
18	\$646.94	\$38.51	\$685.45
19	\$662.71	\$39.28	\$701.99
20	\$676.70	\$40.07	\$716.77
21	\$689.92	\$40.87	\$730.79
22	\$702.18	\$41.68	\$743.86
23	\$713.27	\$42.52	\$755.79
24	\$722.99	\$43.37	\$766.36
25	\$733.36	\$44.24	\$777.59
26	\$741.76	\$45.12	\$786.88
27	\$749.11	\$46.02	\$795.13
28	\$756.20	\$46.94	\$803.15
29	\$761.55	\$47.88	\$809.43
30	\$509.63	\$48.84	\$558.47
Total	\$18,207.27	\$1,115.73	\$19,323.00

Assessment Roll
Hackberry Hidden Cove Public Improvement District No. 2
City of Hackberry, Texas

Tax Parcel	R298574
Lot No.	Lot 08
Block	Blk G
 Assessment	 \$5,793.18

Annual Installment Per Lot

Year	Annual Assessment	Annual Collection Costs	Total
1	\$261.93	\$27.50	\$289.43
2	\$523.86	\$28.05	\$551.91
3	\$523.86	\$28.61	\$552.48
4	\$523.86	\$29.19	\$553.05
5	\$523.86	\$29.77	\$553.63
6	\$523.86	\$30.37	\$554.23
7	\$523.86	\$30.97	\$554.83
8	\$523.86	\$31.59	\$555.45
9	\$530.46	\$32.22	\$562.69
10	\$540.87	\$32.87	\$573.74
11	\$552.49	\$33.53	\$586.01
12	\$565.12	\$34.20	\$599.31
13	\$577.46	\$34.88	\$612.34
14	\$590.52	\$35.58	\$626.09
15	\$604.09	\$36.29	\$640.38
16	\$619.09	\$37.02	\$656.10
17	\$631.90	\$37.76	\$669.66
18	\$646.94	\$38.51	\$685.45
19	\$662.71	\$39.28	\$701.99
20	\$676.70	\$40.07	\$716.77
21	\$689.92	\$40.87	\$730.79
22	\$702.18	\$41.68	\$743.86
23	\$713.27	\$42.52	\$755.79
24	\$722.99	\$43.37	\$766.36
25	\$733.36	\$44.24	\$777.59
26	\$741.76	\$45.12	\$786.88
27	\$749.11	\$46.02	\$795.13
28	\$756.20	\$46.94	\$803.15
29	\$761.55	\$47.88	\$809.43
30	\$509.63	\$48.84	\$558.47
Total	\$18,207.27	\$1,115.73	\$19,323.00

Assessment Roll
Hackberry Hidden Cove Public Improvement District No. 2
City of Hackberry, Texas

Tax Parcel	R298575
Lot No.	Lot 09
Block	Blk G
 Assessment	 \$5,793.18

Annual Installment Per Lot

Year	Annual Assessment	Annual Collection Costs	Total
1	\$261.93	\$27.50	\$289.43
2	\$523.86	\$28.05	\$551.91
3	\$523.86	\$28.61	\$552.48
4	\$523.86	\$29.19	\$553.05
5	\$523.86	\$29.77	\$553.63
6	\$523.86	\$30.37	\$554.23
7	\$523.86	\$30.97	\$554.83
8	\$523.86	\$31.59	\$555.45
9	\$530.46	\$32.22	\$562.69
10	\$540.87	\$32.87	\$573.74
11	\$552.49	\$33.53	\$586.01
12	\$565.12	\$34.20	\$599.31
13	\$577.46	\$34.88	\$612.34
14	\$590.52	\$35.58	\$626.09
15	\$604.09	\$36.29	\$640.38
16	\$619.09	\$37.02	\$656.10
17	\$631.90	\$37.76	\$669.66
18	\$646.94	\$38.51	\$685.45
19	\$662.71	\$39.28	\$701.99
20	\$676.70	\$40.07	\$716.77
21	\$689.92	\$40.87	\$730.79
22	\$702.18	\$41.68	\$743.86
23	\$713.27	\$42.52	\$755.79
24	\$722.99	\$43.37	\$766.36
25	\$733.36	\$44.24	\$777.59
26	\$741.76	\$45.12	\$786.88
27	\$749.11	\$46.02	\$795.13
28	\$756.20	\$46.94	\$803.15
29	\$761.55	\$47.88	\$809.43
30	\$509.63	\$48.84	\$558.47
Total	\$18,207.27	\$1,115.73	\$19,323.00

Assessment Roll
Hackberry Hidden Cove Public Improvement District No. 2
City of Hackberry, Texas

Tax Parcel	R298576
Lot No.	Lot 10
Block	Blk G
 Assessment	 \$5,793.18

Annual Installment Per Lot

Year	Annual Assessment	Annual Collection Costs	Total
1	\$261.93	\$27.50	\$289.43
2	\$523.86	\$28.05	\$551.91
3	\$523.86	\$28.61	\$552.48
4	\$523.86	\$29.19	\$553.05
5	\$523.86	\$29.77	\$553.63
6	\$523.86	\$30.37	\$554.23
7	\$523.86	\$30.97	\$554.83
8	\$523.86	\$31.59	\$555.45
9	\$530.46	\$32.22	\$562.69
10	\$540.87	\$32.87	\$573.74
11	\$552.49	\$33.53	\$586.01
12	\$565.12	\$34.20	\$599.31
13	\$577.46	\$34.88	\$612.34
14	\$590.52	\$35.58	\$626.09
15	\$604.09	\$36.29	\$640.38
16	\$619.09	\$37.02	\$656.10
17	\$631.90	\$37.76	\$669.66
18	\$646.94	\$38.51	\$685.45
19	\$662.71	\$39.28	\$701.99
20	\$676.70	\$40.07	\$716.77
21	\$689.92	\$40.87	\$730.79
22	\$702.18	\$41.68	\$743.86
23	\$713.27	\$42.52	\$755.79
24	\$722.99	\$43.37	\$766.36
25	\$733.36	\$44.24	\$777.59
26	\$741.76	\$45.12	\$786.88
27	\$749.11	\$46.02	\$795.13
28	\$756.20	\$46.94	\$803.15
29	\$761.55	\$47.88	\$809.43
30	\$509.63	\$48.84	\$558.47
Total	\$18,207.27	\$1,115.73	\$19,323.00

Assessment Roll
Hackberry Hidden Cove Public Improvement District No. 2
City of Hackberry, Texas

Tax Parcel	R298610
Lot No.	Lot 23
Block	Blk H
 Assessment	 \$5,793.18

Annual Installment Per Lot

Year	Annual Assessment	Annual Collection Costs	Total
1	\$261.93	\$27.50	\$289.43
2	\$523.86	\$28.05	\$551.91
3	\$523.86	\$28.61	\$552.48
4	\$523.86	\$29.19	\$553.05
5	\$523.86	\$29.77	\$553.63
6	\$523.86	\$30.37	\$554.23
7	\$523.86	\$30.97	\$554.83
8	\$523.86	\$31.59	\$555.45
9	\$530.46	\$32.22	\$562.69
10	\$540.87	\$32.87	\$573.74
11	\$552.49	\$33.53	\$586.01
12	\$565.12	\$34.20	\$599.31
13	\$577.46	\$34.88	\$612.34
14	\$590.52	\$35.58	\$626.09
15	\$604.09	\$36.29	\$640.38
16	\$619.09	\$37.02	\$656.10
17	\$631.90	\$37.76	\$669.66
18	\$646.94	\$38.51	\$685.45
19	\$662.71	\$39.28	\$701.99
20	\$676.70	\$40.07	\$716.77
21	\$689.92	\$40.87	\$730.79
22	\$702.18	\$41.68	\$743.86
23	\$713.27	\$42.52	\$755.79
24	\$722.99	\$43.37	\$766.36
25	\$733.36	\$44.24	\$777.59
26	\$741.76	\$45.12	\$786.88
27	\$749.11	\$46.02	\$795.13
28	\$756.20	\$46.94	\$803.15
29	\$761.55	\$47.88	\$809.43
30	\$509.63	\$48.84	\$558.47
Total	\$18,207.27	\$1,115.73	\$19,323.00

Assessment Roll
Hackberry Hidden Cove Public Improvement District No. 2
City of Hackberry, Texas

Tax Parcel	R527744
Lot No.	Lot 41
Block	Blk A
 Assessment	 \$5,793.18

Annual Installment Per Lot

Year	Annual Assessment	Annual Collection Costs	Total
1	\$261.93	\$27.50	\$289.43
2	\$523.86	\$28.05	\$551.91
3	\$523.86	\$28.61	\$552.48
4	\$523.86	\$29.19	\$553.05
5	\$523.86	\$29.77	\$553.63
6	\$523.86	\$30.37	\$554.23
7	\$523.86	\$30.97	\$554.83
8	\$523.86	\$31.59	\$555.45
9	\$530.46	\$32.22	\$562.69
10	\$540.87	\$32.87	\$573.74
11	\$552.49	\$33.53	\$586.01
12	\$565.12	\$34.20	\$599.31
13	\$577.46	\$34.88	\$612.34
14	\$590.52	\$35.58	\$626.09
15	\$604.09	\$36.29	\$640.38
16	\$619.09	\$37.02	\$656.10
17	\$631.90	\$37.76	\$669.66
18	\$646.94	\$38.51	\$685.45
19	\$662.71	\$39.28	\$701.99
20	\$676.70	\$40.07	\$716.77
21	\$689.92	\$40.87	\$730.79
22	\$702.18	\$41.68	\$743.86
23	\$713.27	\$42.52	\$755.79
24	\$722.99	\$43.37	\$766.36
25	\$733.36	\$44.24	\$777.59
26	\$741.76	\$45.12	\$786.88
27	\$749.11	\$46.02	\$795.13
28	\$756.20	\$46.94	\$803.15
29	\$761.55	\$47.88	\$809.43
30	\$509.63	\$48.84	\$558.47
Total	\$18,207.27	\$1,115.73	\$19,323.00

Assessment Roll
Hackberry Hidden Cove Public Improvement District No. 2
City of Hackberry, Texas

Tax Parcel	R527745
Lot No.	Lot 42
Block	Blk A
 Assessment	 \$5,793.18

Annual Installment Per Lot

Year	Annual Assessment	Annual Collection Costs	Total
1	\$261.93	\$27.50	\$289.43
2	\$523.86	\$28.05	\$551.91
3	\$523.86	\$28.61	\$552.48
4	\$523.86	\$29.19	\$553.05
5	\$523.86	\$29.77	\$553.63
6	\$523.86	\$30.37	\$554.23
7	\$523.86	\$30.97	\$554.83
8	\$523.86	\$31.59	\$555.45
9	\$530.46	\$32.22	\$562.69
10	\$540.87	\$32.87	\$573.74
11	\$552.49	\$33.53	\$586.01
12	\$565.12	\$34.20	\$599.31
13	\$577.46	\$34.88	\$612.34
14	\$590.52	\$35.58	\$626.09
15	\$604.09	\$36.29	\$640.38
16	\$619.09	\$37.02	\$656.10
17	\$631.90	\$37.76	\$669.66
18	\$646.94	\$38.51	\$685.45
19	\$662.71	\$39.28	\$701.99
20	\$676.70	\$40.07	\$716.77
21	\$689.92	\$40.87	\$730.79
22	\$702.18	\$41.68	\$743.86
23	\$713.27	\$42.52	\$755.79
24	\$722.99	\$43.37	\$766.36
25	\$733.36	\$44.24	\$777.59
26	\$741.76	\$45.12	\$786.88
27	\$749.11	\$46.02	\$795.13
28	\$756.20	\$46.94	\$803.15
29	\$761.55	\$47.88	\$809.43
30	\$509.63	\$48.84	\$558.47
Total	\$18,207.27	\$1,115.73	\$19,323.00

Assessment Roll
Hackberry Hidden Cove Public Improvement District No. 2
City of Hackberry, Texas

Tax Parcel	R527746
Lot No.	Lot 43
Block	Blk A
 Assessment	 \$5,793.18

Annual Installment Per Lot

Year	Annual Assessment	Annual Collection Costs	Total
1	\$261.93	\$27.50	\$289.43
2	\$523.86	\$28.05	\$551.91
3	\$523.86	\$28.61	\$552.48
4	\$523.86	\$29.19	\$553.05
5	\$523.86	\$29.77	\$553.63
6	\$523.86	\$30.37	\$554.23
7	\$523.86	\$30.97	\$554.83
8	\$523.86	\$31.59	\$555.45
9	\$530.46	\$32.22	\$562.69
10	\$540.87	\$32.87	\$573.74
11	\$552.49	\$33.53	\$586.01
12	\$565.12	\$34.20	\$599.31
13	\$577.46	\$34.88	\$612.34
14	\$590.52	\$35.58	\$626.09
15	\$604.09	\$36.29	\$640.38
16	\$619.09	\$37.02	\$656.10
17	\$631.90	\$37.76	\$669.66
18	\$646.94	\$38.51	\$685.45
19	\$662.71	\$39.28	\$701.99
20	\$676.70	\$40.07	\$716.77
21	\$689.92	\$40.87	\$730.79
22	\$702.18	\$41.68	\$743.86
23	\$713.27	\$42.52	\$755.79
24	\$722.99	\$43.37	\$766.36
25	\$733.36	\$44.24	\$777.59
26	\$741.76	\$45.12	\$786.88
27	\$749.11	\$46.02	\$795.13
28	\$756.20	\$46.94	\$803.15
29	\$761.55	\$47.88	\$809.43
30	\$509.63	\$48.84	\$558.47
Total	\$18,207.27	\$1,115.73	\$19,323.00

Assessment Roll
Hackberry Hidden Cove Public Improvement District No. 2
City of Hackberry, Texas

Tax Parcel	R527747
Lot No.	Lot 44
Block	Blk A
Assessment	\$5,793.18

Annual Installment Per Lot

	Annual Assessment	Annual Collection Costs	Annual Collection	Total
1	\$261.93	\$27.50		\$289.43
2	\$523.86	\$28.05		\$551.91
3	\$523.86	\$28.61		\$552.48
4	\$523.86	\$29.19		\$553.05
5	\$523.86	\$29.77		\$553.63
6	\$523.86	\$30.37		\$554.23
7	\$523.86	\$30.97		\$554.83
8	\$523.86	\$31.59		\$555.45
9	\$530.46	\$32.22		\$562.69
10	\$540.87	\$32.87		\$573.74
11	\$552.49	\$33.53		\$586.01
12	\$565.12	\$34.20		\$599.31
13	\$577.46	\$34.88		\$612.34
14	\$590.52	\$35.58		\$626.09
15	\$604.09	\$36.29		\$640.38
16	\$619.09	\$37.02		\$656.10
17	\$631.90	\$37.76		\$669.66
18	\$646.94	\$38.51		\$685.45
19	\$662.71	\$39.28		\$701.99
20	\$676.70	\$40.07		\$716.77
21	\$689.92	\$40.87		\$730.79
22	\$702.18	\$41.68		\$743.86
23	\$713.27	\$42.52		\$755.79
24	\$722.99	\$43.37		\$766.36
25	\$733.36	\$44.24		\$777.59
26	\$741.76	\$45.12		\$786.88
27	\$749.11	\$46.02		\$795.13
28	\$756.20	\$46.94		\$803.15
29	\$761.55	\$47.88		\$809.43
30	\$509.63	\$48.84		\$558.47
Total	\$18,207.27	\$1,115.73		\$19,323.00

Assessment Roll
Hackberry Hidden Cove Public Improvement District No. 2
City of Hackberry, Texas

Tax Parcel	R306388
Lot No.	Lot 01
Block	Blk B
 Assessment	 \$5,793.18

Annual Installment Per Lot

Year	Annual Assessment	Annual Collection Costs	Total
1	\$261.93	\$27.50	\$289.43
2	\$523.86	\$28.05	\$551.91
3	\$523.86	\$28.61	\$552.48
4	\$523.86	\$29.19	\$553.05
5	\$523.86	\$29.77	\$553.63
6	\$523.86	\$30.37	\$554.23
7	\$523.86	\$30.97	\$554.83
8	\$523.86	\$31.59	\$555.45
9	\$530.46	\$32.22	\$562.69
10	\$540.87	\$32.87	\$573.74
11	\$552.49	\$33.53	\$586.01
12	\$565.12	\$34.20	\$599.31
13	\$577.46	\$34.88	\$612.34
14	\$590.52	\$35.58	\$626.09
15	\$604.09	\$36.29	\$640.38
16	\$619.09	\$37.02	\$656.10
17	\$631.90	\$37.76	\$669.66
18	\$646.94	\$38.51	\$685.45
19	\$662.71	\$39.28	\$701.99
20	\$676.70	\$40.07	\$716.77
21	\$689.92	\$40.87	\$730.79
22	\$702.18	\$41.68	\$743.86
23	\$713.27	\$42.52	\$755.79
24	\$722.99	\$43.37	\$766.36
25	\$733.36	\$44.24	\$777.59
26	\$741.76	\$45.12	\$786.88
27	\$749.11	\$46.02	\$795.13
28	\$756.20	\$46.94	\$803.15
29	\$761.55	\$47.88	\$809.43
30	\$509.63	\$48.84	\$558.47
Total	\$18,207.27	\$1,115.73	\$19,323.00

Assessment Roll
Hackberry Hidden Cove Public Improvement District No. 2
City of Hackberry, Texas

Tax Parcel	R298490
Lot No.	Lot 27
Block	Blk C
Assessment	\$5,793.18

Annual Installment Per Lot

Year	Annual Assessment	Annual Collection Costs	Total
1	\$261.93	\$27.50	\$289.43
2	\$523.86	\$28.05	\$551.91
3	\$523.86	\$28.61	\$552.48
4	\$523.86	\$29.19	\$553.05
5	\$523.86	\$29.77	\$553.63
6	\$523.86	\$30.37	\$554.23
7	\$523.86	\$30.97	\$554.83
8	\$523.86	\$31.59	\$555.45
9	\$530.46	\$32.22	\$562.69
10	\$540.87	\$32.87	\$573.74
11	\$552.49	\$33.53	\$586.01
12	\$565.12	\$34.20	\$599.31
13	\$577.46	\$34.88	\$612.34
14	\$590.52	\$35.58	\$626.09
15	\$604.09	\$36.29	\$640.38
16	\$619.09	\$37.02	\$656.10
17	\$631.90	\$37.76	\$669.66
18	\$646.94	\$38.51	\$685.45
19	\$662.71	\$39.28	\$701.99
20	\$676.70	\$40.07	\$716.77
21	\$689.92	\$40.87	\$730.79
22	\$702.18	\$41.68	\$743.86
23	\$713.27	\$42.52	\$755.79
24	\$722.99	\$43.37	\$766.36
25	\$733.36	\$44.24	\$777.59
26	\$741.76	\$45.12	\$786.88
27	\$749.11	\$46.02	\$795.13
28	\$756.20	\$46.94	\$803.15
29	\$761.55	\$47.88	\$809.43
30	\$509.63	\$48.84	\$558.47
Total	\$18,207.27	\$1,115.73	\$19,323.00

Assessment Roll
Hackberry Hidden Cove Public Improvement District No. 2
City of Hackberry, Texas

Tax Parcel	R527754
Lot No.	Lot 04
Block	Blk F
 Assessment	 \$5,793.18

Annual Installment Per Lot

Year	Annual Assessment	Annual Collection Costs	Total
1	\$261.93	\$27.50	\$289.43
2	\$523.86	\$28.05	\$551.91
3	\$523.86	\$28.61	\$552.48
4	\$523.86	\$29.19	\$553.05
5	\$523.86	\$29.77	\$553.63
6	\$523.86	\$30.37	\$554.23
7	\$523.86	\$30.97	\$554.83
8	\$523.86	\$31.59	\$555.45
9	\$530.46	\$32.22	\$562.69
10	\$540.87	\$32.87	\$573.74
11	\$552.49	\$33.53	\$586.01
12	\$565.12	\$34.20	\$599.31
13	\$577.46	\$34.88	\$612.34
14	\$590.52	\$35.58	\$626.09
15	\$604.09	\$36.29	\$640.38
16	\$619.09	\$37.02	\$656.10
17	\$631.90	\$37.76	\$669.66
18	\$646.94	\$38.51	\$685.45
19	\$662.71	\$39.28	\$701.99
20	\$676.70	\$40.07	\$716.77
21	\$689.92	\$40.87	\$730.79
22	\$702.18	\$41.68	\$743.86
23	\$713.27	\$42.52	\$755.79
24	\$722.99	\$43.37	\$766.36
25	\$733.36	\$44.24	\$777.59
26	\$741.76	\$45.12	\$786.88
27	\$749.11	\$46.02	\$795.13
28	\$756.20	\$46.94	\$803.15
29	\$761.55	\$47.88	\$809.43
30	\$509.63	\$48.84	\$558.47
Total	\$18,207.27	\$1,115.73	\$19,323.00

Assessment Roll
Hackberry Hidden Cove Public Improvement District No. 2
City of Hackberry, Texas

Tax Parcel	R527755
Lot No.	Lot 05
Block	Blk F
Assessment	\$5,793.18

Annual Installment Per Lot

Year	Annual Assessment	Annual Collection Costs	Total
1	\$261.93	\$27.50	\$289.43
2	\$523.86	\$28.05	\$551.91
3	\$523.86	\$28.61	\$552.48
4	\$523.86	\$29.19	\$553.05
5	\$523.86	\$29.77	\$553.63
6	\$523.86	\$30.37	\$554.23
7	\$523.86	\$30.97	\$554.83
8	\$523.86	\$31.59	\$555.45
9	\$530.46	\$32.22	\$562.69
10	\$540.87	\$32.87	\$573.74
11	\$552.49	\$33.53	\$586.01
12	\$565.12	\$34.20	\$599.31
13	\$577.46	\$34.88	\$612.34
14	\$590.52	\$35.58	\$626.09
15	\$604.09	\$36.29	\$640.38
16	\$619.09	\$37.02	\$656.10
17	\$631.90	\$37.76	\$669.66
18	\$646.94	\$38.51	\$685.45
19	\$662.71	\$39.28	\$701.99
20	\$676.70	\$40.07	\$716.77
21	\$689.92	\$40.87	\$730.79
22	\$702.18	\$41.68	\$743.86
23	\$713.27	\$42.52	\$755.79
24	\$722.99	\$43.37	\$766.36
25	\$733.36	\$44.24	\$777.59
26	\$741.76	\$45.12	\$786.88
27	\$749.11	\$46.02	\$795.13
28	\$756.20	\$46.94	\$803.15
29	\$761.55	\$47.88	\$809.43
30	\$509.63	\$48.84	\$558.47
Total	\$18,207.27	\$1,115.73	\$19,323.00

Assessment Roll
Hackberry Hidden Cove Public Improvement District No. 2
City of Hackberry, Texas

Tax Parcel	R527765
Lot No.	Lot 15
Block	Blk F
 Assessment	 \$5,793.18

Annual Installment Per Lot

Year	Annual Assessment	Annual Collection Costs	Total
1	\$261.93	\$27.50	\$289.43
2	\$523.86	\$28.05	\$551.91
3	\$523.86	\$28.61	\$552.48
4	\$523.86	\$29.19	\$553.05
5	\$523.86	\$29.77	\$553.63
6	\$523.86	\$30.37	\$554.23
7	\$523.86	\$30.97	\$554.83
8	\$523.86	\$31.59	\$555.45
9	\$530.46	\$32.22	\$562.69
10	\$540.87	\$32.87	\$573.74
11	\$552.49	\$33.53	\$586.01
12	\$565.12	\$34.20	\$599.31
13	\$577.46	\$34.88	\$612.34
14	\$590.52	\$35.58	\$626.09
15	\$604.09	\$36.29	\$640.38
16	\$619.09	\$37.02	\$656.10
17	\$631.90	\$37.76	\$669.66
18	\$646.94	\$38.51	\$685.45
19	\$662.71	\$39.28	\$701.99
20	\$676.70	\$40.07	\$716.77
21	\$689.92	\$40.87	\$730.79
22	\$702.18	\$41.68	\$743.86
23	\$713.27	\$42.52	\$755.79
24	\$722.99	\$43.37	\$766.36
25	\$733.36	\$44.24	\$777.59
26	\$741.76	\$45.12	\$786.88
27	\$749.11	\$46.02	\$795.13
28	\$756.20	\$46.94	\$803.15
29	\$761.55	\$47.88	\$809.43
30	\$509.63	\$48.84	\$558.47
Total	\$18,207.27	\$1,115.73	\$19,323.00

Assessment Roll
Hackberry Hidden Cove Public Improvement District No. 2
City of Hackberry, Texas

Tax Parcel	R298589
Lot No.	Lot 02
Block	Blk H
 Assessment	 \$5,793.18

Annual Installment Per Lot

Year	Annual Assessment	Annual Collection Costs	Total
1	\$261.93	\$27.50	\$289.43
2	\$523.86	\$28.05	\$551.91
3	\$523.86	\$28.61	\$552.48
4	\$523.86	\$29.19	\$553.05
5	\$523.86	\$29.77	\$553.63
6	\$523.86	\$30.37	\$554.23
7	\$523.86	\$30.97	\$554.83
8	\$523.86	\$31.59	\$555.45
9	\$530.46	\$32.22	\$562.69
10	\$540.87	\$32.87	\$573.74
11	\$552.49	\$33.53	\$586.01
12	\$565.12	\$34.20	\$599.31
13	\$577.46	\$34.88	\$612.34
14	\$590.52	\$35.58	\$626.09
15	\$604.09	\$36.29	\$640.38
16	\$619.09	\$37.02	\$656.10
17	\$631.90	\$37.76	\$669.66
18	\$646.94	\$38.51	\$685.45
19	\$662.71	\$39.28	\$701.99
20	\$676.70	\$40.07	\$716.77
21	\$689.92	\$40.87	\$730.79
22	\$702.18	\$41.68	\$743.86
23	\$713.27	\$42.52	\$755.79
24	\$722.99	\$43.37	\$766.36
25	\$733.36	\$44.24	\$777.59
26	\$741.76	\$45.12	\$786.88
27	\$749.11	\$46.02	\$795.13
28	\$756.20	\$46.94	\$803.15
29	\$761.55	\$47.88	\$809.43
30	\$509.63	\$48.84	\$558.47
Total	\$18,207.27	\$1,115.73	\$19,323.00

Assessment Roll
Hackberry Hidden Cove Public Improvement District No. 2
City of Hackberry, Texas

Tax Parcel	R298591
Lot No.	Lot 04
Block	Blk H
 Assessment	 \$5,793.18

Annual Installment Per Lot

Year	Annual Assessment	Annual Collection Costs	Total
1	\$261.93	\$27.50	\$289.43
2	\$523.86	\$28.05	\$551.91
3	\$523.86	\$28.61	\$552.48
4	\$523.86	\$29.19	\$553.05
5	\$523.86	\$29.77	\$553.63
6	\$523.86	\$30.37	\$554.23
7	\$523.86	\$30.97	\$554.83
8	\$523.86	\$31.59	\$555.45
9	\$530.46	\$32.22	\$562.69
10	\$540.87	\$32.87	\$573.74
11	\$552.49	\$33.53	\$586.01
12	\$565.12	\$34.20	\$599.31
13	\$577.46	\$34.88	\$612.34
14	\$590.52	\$35.58	\$626.09
15	\$604.09	\$36.29	\$640.38
16	\$619.09	\$37.02	\$656.10
17	\$631.90	\$37.76	\$669.66
18	\$646.94	\$38.51	\$685.45
19	\$662.71	\$39.28	\$701.99
20	\$676.70	\$40.07	\$716.77
21	\$689.92	\$40.87	\$730.79
22	\$702.18	\$41.68	\$743.86
23	\$713.27	\$42.52	\$755.79
24	\$722.99	\$43.37	\$766.36
25	\$733.36	\$44.24	\$777.59
26	\$741.76	\$45.12	\$786.88
27	\$749.11	\$46.02	\$795.13
28	\$756.20	\$46.94	\$803.15
29	\$761.55	\$47.88	\$809.43
30	\$509.63	\$48.84	\$558.47
Total	\$18,207.27	\$1,115.73	\$19,323.00

Assessment Roll
Hackberry Hidden Cove Public Improvement District No. 2
City of Hackberry, Texas

Tax Parcel	R527703
Lot No.	Lot 01
Block	Blk I
 Assessment	 \$5,793.18

Annual Installment Per Lot

Year	Annual Assessment	Annual Collection Costs	Total
1	\$261.93	\$27.50	\$289.43
2	\$523.86	\$28.05	\$551.91
3	\$523.86	\$28.61	\$552.48
4	\$523.86	\$29.19	\$553.05
5	\$523.86	\$29.77	\$553.63
6	\$523.86	\$30.37	\$554.23
7	\$523.86	\$30.97	\$554.83
8	\$523.86	\$31.59	\$555.45
9	\$530.46	\$32.22	\$562.69
10	\$540.87	\$32.87	\$573.74
11	\$552.49	\$33.53	\$586.01
12	\$565.12	\$34.20	\$599.31
13	\$577.46	\$34.88	\$612.34
14	\$590.52	\$35.58	\$626.09
15	\$604.09	\$36.29	\$640.38
16	\$619.09	\$37.02	\$656.10
17	\$631.90	\$37.76	\$669.66
18	\$646.94	\$38.51	\$685.45
19	\$662.71	\$39.28	\$701.99
20	\$676.70	\$40.07	\$716.77
21	\$689.92	\$40.87	\$730.79
22	\$702.18	\$41.68	\$743.86
23	\$713.27	\$42.52	\$755.79
24	\$722.99	\$43.37	\$766.36
25	\$733.36	\$44.24	\$777.59
26	\$741.76	\$45.12	\$786.88
27	\$749.11	\$46.02	\$795.13
28	\$756.20	\$46.94	\$803.15
29	\$761.55	\$47.88	\$809.43
30	\$509.63	\$48.84	\$558.47
Total	\$18,207.27	\$1,115.73	\$19,323.00

Assessment Roll
Hackberry Hidden Cove Public Improvement District No. 2
City of Hackberry, Texas

Tax Parcel	R527704
Lot No.	Lot 02
Block	Blk I
Assessment	\$5,793.18

Annual Installment Per Lot

Year	Annual Assessment	Annual Collection Costs	Total
1	\$261.93	\$27.50	\$289.43
2	\$523.86	\$28.05	\$551.91
3	\$523.86	\$28.61	\$552.48
4	\$523.86	\$29.19	\$553.05
5	\$523.86	\$29.77	\$553.63
6	\$523.86	\$30.37	\$554.23
7	\$523.86	\$30.97	\$554.83
8	\$523.86	\$31.59	\$555.45
9	\$530.46	\$32.22	\$562.69
10	\$540.87	\$32.87	\$573.74
11	\$552.49	\$33.53	\$586.01
12	\$565.12	\$34.20	\$599.31
13	\$577.46	\$34.88	\$612.34
14	\$590.52	\$35.58	\$626.09
15	\$604.09	\$36.29	\$640.38
16	\$619.09	\$37.02	\$656.10
17	\$631.90	\$37.76	\$669.66
18	\$646.94	\$38.51	\$685.45
19	\$662.71	\$39.28	\$701.99
20	\$676.70	\$40.07	\$716.77
21	\$689.92	\$40.87	\$730.79
22	\$702.18	\$41.68	\$743.86
23	\$713.27	\$42.52	\$755.79
24	\$722.99	\$43.37	\$766.36
25	\$733.36	\$44.24	\$777.59
26	\$741.76	\$45.12	\$786.88
27	\$749.11	\$46.02	\$795.13
28	\$756.20	\$46.94	\$803.15
29	\$761.55	\$47.88	\$809.43
30	\$509.63	\$48.84	\$558.47
Total	\$18,207.27	\$1,115.73	\$19,323.00

Assessment Roll
Hackberry Hidden Cove Public Improvement District No. 2
City of Hackberry, Texas

Tax Parcel	R527706
Lot No.	Lot 03
Block	Blk I
Assessment	\$5,793.18

Annual Installment Per Lot

Year	Annual Assessment	Annual Collection Costs	Total
1	\$261.93	\$27.50	\$289.43
2	\$523.86	\$28.05	\$551.91
3	\$523.86	\$28.61	\$552.48
4	\$523.86	\$29.19	\$553.05
5	\$523.86	\$29.77	\$553.63
6	\$523.86	\$30.37	\$554.23
7	\$523.86	\$30.97	\$554.83
8	\$523.86	\$31.59	\$555.45
9	\$530.46	\$32.22	\$562.69
10	\$540.87	\$32.87	\$573.74
11	\$552.49	\$33.53	\$586.01
12	\$565.12	\$34.20	\$599.31
13	\$577.46	\$34.88	\$612.34
14	\$590.52	\$35.58	\$626.09
15	\$604.09	\$36.29	\$640.38
16	\$619.09	\$37.02	\$656.10
17	\$631.90	\$37.76	\$669.66
18	\$646.94	\$38.51	\$685.45
19	\$662.71	\$39.28	\$701.99
20	\$676.70	\$40.07	\$716.77
21	\$689.92	\$40.87	\$730.79
22	\$702.18	\$41.68	\$743.86
23	\$713.27	\$42.52	\$755.79
24	\$722.99	\$43.37	\$766.36
25	\$733.36	\$44.24	\$777.59
26	\$741.76	\$45.12	\$786.88
27	\$749.11	\$46.02	\$795.13
28	\$756.20	\$46.94	\$803.15
29	\$761.55	\$47.88	\$809.43
30	\$509.63	\$48.84	\$558.47
Total	\$18,207.27	\$1,115.73	\$19,323.00

Assessment Roll
Hackberry Hidden Cove Public Improvement District No. 2
City of Hackberry, Texas

Tax Parcel	R298627
Lot No.	Lot 20
Block	Blk I
 Assessment	 \$5,793.18

Annual Installment Per Lot

Year	Annual Assessment	Annual Collection Costs	Total
1	\$261.93	\$27.50	\$289.43
2	\$523.86	\$28.05	\$551.91
3	\$523.86	\$28.61	\$552.48
4	\$523.86	\$29.19	\$553.05
5	\$523.86	\$29.77	\$553.63
6	\$523.86	\$30.37	\$554.23
7	\$523.86	\$30.97	\$554.83
8	\$523.86	\$31.59	\$555.45
9	\$530.46	\$32.22	\$562.69
10	\$540.87	\$32.87	\$573.74
11	\$552.49	\$33.53	\$586.01
12	\$565.12	\$34.20	\$599.31
13	\$577.46	\$34.88	\$612.34
14	\$590.52	\$35.58	\$626.09
15	\$604.09	\$36.29	\$640.38
16	\$619.09	\$37.02	\$656.10
17	\$631.90	\$37.76	\$669.66
18	\$646.94	\$38.51	\$685.45
19	\$662.71	\$39.28	\$701.99
20	\$676.70	\$40.07	\$716.77
21	\$689.92	\$40.87	\$730.79
22	\$702.18	\$41.68	\$743.86
23	\$713.27	\$42.52	\$755.79
24	\$722.99	\$43.37	\$766.36
25	\$733.36	\$44.24	\$777.59
26	\$741.76	\$45.12	\$786.88
27	\$749.11	\$46.02	\$795.13
28	\$756.20	\$46.94	\$803.15
29	\$761.55	\$47.88	\$809.43
30	\$509.63	\$48.84	\$558.47
Total	\$18,207.27	\$1,115.73	\$19,323.00

Assessment Roll
Hackberry Hidden Cove Public Improvement District No. 2
City of Hackberry, Texas

Tax Parcel	R298639
Lot No.	Lot 32
Block	Blk I
Assessment	\$5,793.18

Annual Installment Per Lot

Year	Annual Assessment	Annual Collection Costs	Total
1	\$261.93	\$27.50	\$289.43
2	\$523.86	\$28.05	\$551.91
3	\$523.86	\$28.61	\$552.48
4	\$523.86	\$29.19	\$553.05
5	\$523.86	\$29.77	\$553.63
6	\$523.86	\$30.37	\$554.23
7	\$523.86	\$30.97	\$554.83
8	\$523.86	\$31.59	\$555.45
9	\$530.46	\$32.22	\$562.69
10	\$540.87	\$32.87	\$573.74
11	\$552.49	\$33.53	\$586.01
12	\$565.12	\$34.20	\$599.31
13	\$577.46	\$34.88	\$612.34
14	\$590.52	\$35.58	\$626.09
15	\$604.09	\$36.29	\$640.38
16	\$619.09	\$37.02	\$656.10
17	\$631.90	\$37.76	\$669.66
18	\$646.94	\$38.51	\$685.45
19	\$662.71	\$39.28	\$701.99
20	\$676.70	\$40.07	\$716.77
21	\$689.92	\$40.87	\$730.79
22	\$702.18	\$41.68	\$743.86
23	\$713.27	\$42.52	\$755.79
24	\$722.99	\$43.37	\$766.36
25	\$733.36	\$44.24	\$777.59
26	\$741.76	\$45.12	\$786.88
27	\$749.11	\$46.02	\$795.13
28	\$756.20	\$46.94	\$803.15
29	\$761.55	\$47.88	\$809.43
30	\$509.63	\$48.84	\$558.47
Total	\$18,207.27	\$1,115.73	\$19,323.00

Assessment Roll
Hackberry Hidden Cove Public Improvement District No. 2
City of Hackberry, Texas

Tax Parcel	R298641
Lot No.	Lot 34
Block	Blk I
Assessment	\$5,793.18

Annual Installment Per Lot

Year	Annual Assessment	Annual Collection Costs	Total
1	\$261.93	\$27.50	\$289.43
2	\$523.86	\$28.05	\$551.91
3	\$523.86	\$28.61	\$552.48
4	\$523.86	\$29.19	\$553.05
5	\$523.86	\$29.77	\$553.63
6	\$523.86	\$30.37	\$554.23
7	\$523.86	\$30.97	\$554.83
8	\$523.86	\$31.59	\$555.45
9	\$530.46	\$32.22	\$562.69
10	\$540.87	\$32.87	\$573.74
11	\$552.49	\$33.53	\$586.01
12	\$565.12	\$34.20	\$599.31
13	\$577.46	\$34.88	\$612.34
14	\$590.52	\$35.58	\$626.09
15	\$604.09	\$36.29	\$640.38
16	\$619.09	\$37.02	\$656.10
17	\$631.90	\$37.76	\$669.66
18	\$646.94	\$38.51	\$685.45
19	\$662.71	\$39.28	\$701.99
20	\$676.70	\$40.07	\$716.77
21	\$689.92	\$40.87	\$730.79
22	\$702.18	\$41.68	\$743.86
23	\$713.27	\$42.52	\$755.79
24	\$722.99	\$43.37	\$766.36
25	\$733.36	\$44.24	\$777.59
26	\$741.76	\$45.12	\$786.88
27	\$749.11	\$46.02	\$795.13
28	\$756.20	\$46.94	\$803.15
29	\$761.55	\$47.88	\$809.43
30	\$509.63	\$48.84	\$558.47
Total	\$18,207.27	\$1,115.73	\$19,323.00

Assessment Roll
Hackberry Hidden Cove Public Improvement District No. 2
City of Hackberry, Texas

Tax Parcel	R527727
Lot No.	Lot 04
Block	Blk J
Assessment	\$5,793.18

Annual Installment Per Lot

Year	Annual Assessment	Annual Collection Costs	Total
1	\$261.93	\$27.50	\$289.43
2	\$523.86	\$28.05	\$551.91
3	\$523.86	\$28.61	\$552.48
4	\$523.86	\$29.19	\$553.05
5	\$523.86	\$29.77	\$553.63
6	\$523.86	\$30.37	\$554.23
7	\$523.86	\$30.97	\$554.83
8	\$523.86	\$31.59	\$555.45
9	\$530.46	\$32.22	\$562.69
10	\$540.87	\$32.87	\$573.74
11	\$552.49	\$33.53	\$586.01
12	\$565.12	\$34.20	\$599.31
13	\$577.46	\$34.88	\$612.34
14	\$590.52	\$35.58	\$626.09
15	\$604.09	\$36.29	\$640.38
16	\$619.09	\$37.02	\$656.10
17	\$631.90	\$37.76	\$669.66
18	\$646.94	\$38.51	\$685.45
19	\$662.71	\$39.28	\$701.99
20	\$676.70	\$40.07	\$716.77
21	\$689.92	\$40.87	\$730.79
22	\$702.18	\$41.68	\$743.86
23	\$713.27	\$42.52	\$755.79
24	\$722.99	\$43.37	\$766.36
25	\$733.36	\$44.24	\$777.59
26	\$741.76	\$45.12	\$786.88
27	\$749.11	\$46.02	\$795.13
28	\$756.20	\$46.94	\$803.15
29	\$761.55	\$47.88	\$809.43
30	\$509.63	\$48.84	\$558.47
Total	\$18,207.27	\$1,115.73	\$19,323.00

Assessment Roll
Hackberry Hidden Cove Public Improvement District No. 2
City of Hackberry, Texas

Tax Parcel	R527770
Lot No.	Lot 02
Block	Blk P
 Assessment	 \$5,793.18

Annual Installment Per Lot

Year	Annual Assessment	Annual Collection Costs	Total
1	\$261.93	\$27.50	\$289.43
2	\$523.86	\$28.05	\$551.91
3	\$523.86	\$28.61	\$552.48
4	\$523.86	\$29.19	\$553.05
5	\$523.86	\$29.77	\$553.63
6	\$523.86	\$30.37	\$554.23
7	\$523.86	\$30.97	\$554.83
8	\$523.86	\$31.59	\$555.45
9	\$530.46	\$32.22	\$562.69
10	\$540.87	\$32.87	\$573.74
11	\$552.49	\$33.53	\$586.01
12	\$565.12	\$34.20	\$599.31
13	\$577.46	\$34.88	\$612.34
14	\$590.52	\$35.58	\$626.09
15	\$604.09	\$36.29	\$640.38
16	\$619.09	\$37.02	\$656.10
17	\$631.90	\$37.76	\$669.66
18	\$646.94	\$38.51	\$685.45
19	\$662.71	\$39.28	\$701.99
20	\$676.70	\$40.07	\$716.77
21	\$689.92	\$40.87	\$730.79
22	\$702.18	\$41.68	\$743.86
23	\$713.27	\$42.52	\$755.79
24	\$722.99	\$43.37	\$766.36
25	\$733.36	\$44.24	\$777.59
26	\$741.76	\$45.12	\$786.88
27	\$749.11	\$46.02	\$795.13
28	\$756.20	\$46.94	\$803.15
29	\$761.55	\$47.88	\$809.43
30	\$509.63	\$48.84	\$558.47
Total	\$18,207.27	\$1,115.73	\$19,323.00

Assessment Roll
Hackberry Hidden Cove Public Improvement District No. 2
City of Hackberry, Texas

Tax Parcel	R527771
Lot No.	Lot 03
Block	Blk P
Assessment	\$5,793.18

Annual Installment Per Lot

Year	Annual Assessment	Annual Collection Costs	Total
1	\$261.93	\$27.50	\$289.43
2	\$523.86	\$28.05	\$551.91
3	\$523.86	\$28.61	\$552.48
4	\$523.86	\$29.19	\$553.05
5	\$523.86	\$29.77	\$553.63
6	\$523.86	\$30.37	\$554.23
7	\$523.86	\$30.97	\$554.83
8	\$523.86	\$31.59	\$555.45
9	\$530.46	\$32.22	\$562.69
10	\$540.87	\$32.87	\$573.74
11	\$552.49	\$33.53	\$586.01
12	\$565.12	\$34.20	\$599.31
13	\$577.46	\$34.88	\$612.34
14	\$590.52	\$35.58	\$626.09
15	\$604.09	\$36.29	\$640.38
16	\$619.09	\$37.02	\$656.10
17	\$631.90	\$37.76	\$669.66
18	\$646.94	\$38.51	\$685.45
19	\$662.71	\$39.28	\$701.99
20	\$676.70	\$40.07	\$716.77
21	\$689.92	\$40.87	\$730.79
22	\$702.18	\$41.68	\$743.86
23	\$713.27	\$42.52	\$755.79
24	\$722.99	\$43.37	\$766.36
25	\$733.36	\$44.24	\$777.59
26	\$741.76	\$45.12	\$786.88
27	\$749.11	\$46.02	\$795.13
28	\$756.20	\$46.94	\$803.15
29	\$761.55	\$47.88	\$809.43
30	\$509.63	\$48.84	\$558.47
Total	\$18,207.27	\$1,115.73	\$19,323.00

Assessment Roll
Hackberry Hidden Cove Public Improvement District No. 2
City of Hackberry, Texas

Tax Parcel	R527773
Lot No.	Lot 05
Block	Blk P
 Assessment	 \$5,793.18

Annual Installment Per Lot

Year	Annual Assessment	Annual Collection Costs	Total
1	\$261.93	\$27.50	\$289.43
2	\$523.86	\$28.05	\$551.91
3	\$523.86	\$28.61	\$552.48
4	\$523.86	\$29.19	\$553.05
5	\$523.86	\$29.77	\$553.63
6	\$523.86	\$30.37	\$554.23
7	\$523.86	\$30.97	\$554.83
8	\$523.86	\$31.59	\$555.45
9	\$530.46	\$32.22	\$562.69
10	\$540.87	\$32.87	\$573.74
11	\$552.49	\$33.53	\$586.01
12	\$565.12	\$34.20	\$599.31
13	\$577.46	\$34.88	\$612.34
14	\$590.52	\$35.58	\$626.09
15	\$604.09	\$36.29	\$640.38
16	\$619.09	\$37.02	\$656.10
17	\$631.90	\$37.76	\$669.66
18	\$646.94	\$38.51	\$685.45
19	\$662.71	\$39.28	\$701.99
20	\$676.70	\$40.07	\$716.77
21	\$689.92	\$40.87	\$730.79
22	\$702.18	\$41.68	\$743.86
23	\$713.27	\$42.52	\$755.79
24	\$722.99	\$43.37	\$766.36
25	\$733.36	\$44.24	\$777.59
26	\$741.76	\$45.12	\$786.88
27	\$749.11	\$46.02	\$795.13
28	\$756.20	\$46.94	\$803.15
29	\$761.55	\$47.88	\$809.43
30	\$509.63	\$48.84	\$558.47
Total	\$18,207.27	\$1,115.73	\$19,323.00

Assessment Roll
Hackberry Hidden Cove Public Improvement District No. 2
City of Hackberry, Texas

Tax Parcel	R298407
Lot No.	Lot 11
Block	Blk A
Assessment	\$5,793.18

Annual Installment Per Lot

Year	Annual Assessment	Annual Collection Costs	Total
1	\$261.93	\$27.50	\$289.43
2	\$523.86	\$28.05	\$551.91
3	\$523.86	\$28.61	\$552.48
4	\$523.86	\$29.19	\$553.05
5	\$523.86	\$29.77	\$553.63
6	\$523.86	\$30.37	\$554.23
7	\$523.86	\$30.97	\$554.83
8	\$523.86	\$31.59	\$555.45
9	\$530.46	\$32.22	\$562.69
10	\$540.87	\$32.87	\$573.74
11	\$552.49	\$33.53	\$586.01
12	\$565.12	\$34.20	\$599.31
13	\$577.46	\$34.88	\$612.34
14	\$590.52	\$35.58	\$626.09
15	\$604.09	\$36.29	\$640.38
16	\$619.09	\$37.02	\$656.10
17	\$631.90	\$37.76	\$669.66
18	\$646.94	\$38.51	\$685.45
19	\$662.71	\$39.28	\$701.99
20	\$676.70	\$40.07	\$716.77
21	\$689.92	\$40.87	\$730.79
22	\$702.18	\$41.68	\$743.86
23	\$713.27	\$42.52	\$755.79
24	\$722.99	\$43.37	\$766.36
25	\$733.36	\$44.24	\$777.59
26	\$741.76	\$45.12	\$786.88
27	\$749.11	\$46.02	\$795.13
28	\$756.20	\$46.94	\$803.15
29	\$761.55	\$47.88	\$809.43
30	\$509.63	\$48.84	\$558.47
Total	\$18,207.27	\$1,115.73	\$19,323.00

Assessment Roll
Hackberry Hidden Cove Public Improvement District No. 2
City of Hackberry, Texas

Tax Parcel	R298408
Lot No.	Lot 12
Block	Blk A
 Assessment	 \$5,793.18

Annual Installment Per Lot

Year	Annual Assessment	Annual Collection Costs	Total
1	\$261.93	\$27.50	\$289.43
2	\$523.86	\$28.05	\$551.91
3	\$523.86	\$28.61	\$552.48
4	\$523.86	\$29.19	\$553.05
5	\$523.86	\$29.77	\$553.63
6	\$523.86	\$30.37	\$554.23
7	\$523.86	\$30.97	\$554.83
8	\$523.86	\$31.59	\$555.45
9	\$530.46	\$32.22	\$562.69
10	\$540.87	\$32.87	\$573.74
11	\$552.49	\$33.53	\$586.01
12	\$565.12	\$34.20	\$599.31
13	\$577.46	\$34.88	\$612.34
14	\$590.52	\$35.58	\$626.09
15	\$604.09	\$36.29	\$640.38
16	\$619.09	\$37.02	\$656.10
17	\$631.90	\$37.76	\$669.66
18	\$646.94	\$38.51	\$685.45
19	\$662.71	\$39.28	\$701.99
20	\$676.70	\$40.07	\$716.77
21	\$689.92	\$40.87	\$730.79
22	\$702.18	\$41.68	\$743.86
23	\$713.27	\$42.52	\$755.79
24	\$722.99	\$43.37	\$766.36
25	\$733.36	\$44.24	\$777.59
26	\$741.76	\$45.12	\$786.88
27	\$749.11	\$46.02	\$795.13
28	\$756.20	\$46.94	\$803.15
29	\$761.55	\$47.88	\$809.43
30	\$509.63	\$48.84	\$558.47
Total	\$18,207.27	\$1,115.73	\$19,323.00

Assessment Roll
Hackberry Hidden Cove Public Improvement District No. 2
City of Hackberry, Texas

Tax Parcel	R298489
Lot No.	Lot 26
Block	Blk C
 Assessment	 \$5,793.18

Annual Installment Per Lot

Year	Annual Assessment	Annual Collection Costs	Total
1	\$261.93	\$27.50	\$289.43
2	\$523.86	\$28.05	\$551.91
3	\$523.86	\$28.61	\$552.48
4	\$523.86	\$29.19	\$553.05
5	\$523.86	\$29.77	\$553.63
6	\$523.86	\$30.37	\$554.23
7	\$523.86	\$30.97	\$554.83
8	\$523.86	\$31.59	\$555.45
9	\$530.46	\$32.22	\$562.69
10	\$540.87	\$32.87	\$573.74
11	\$552.49	\$33.53	\$586.01
12	\$565.12	\$34.20	\$599.31
13	\$577.46	\$34.88	\$612.34
14	\$590.52	\$35.58	\$626.09
15	\$604.09	\$36.29	\$640.38
16	\$619.09	\$37.02	\$656.10
17	\$631.90	\$37.76	\$669.66
18	\$646.94	\$38.51	\$685.45
19	\$662.71	\$39.28	\$701.99
20	\$676.70	\$40.07	\$716.77
21	\$689.92	\$40.87	\$730.79
22	\$702.18	\$41.68	\$743.86
23	\$713.27	\$42.52	\$755.79
24	\$722.99	\$43.37	\$766.36
25	\$733.36	\$44.24	\$777.59
26	\$741.76	\$45.12	\$786.88
27	\$749.11	\$46.02	\$795.13
28	\$756.20	\$46.94	\$803.15
29	\$761.55	\$47.88	\$809.43
30	\$509.63	\$48.84	\$558.47
Total	\$18,207.27	\$1,115.73	\$19,323.00

Assessment Roll
Hackberry Hidden Cove Public Improvement District No. 2
City of Hackberry, Texas

Tax Parcel	R298501
Lot No.	Lot 06
Block	Blk D
 Assessment	 \$5,793.18

Annual Installment Per Lot

Year	Annual Assessment	Annual Collection Costs	Total
1	\$261.93	\$27.50	\$289.43
2	\$523.86	\$28.05	\$551.91
3	\$523.86	\$28.61	\$552.48
4	\$523.86	\$29.19	\$553.05
5	\$523.86	\$29.77	\$553.63
6	\$523.86	\$30.37	\$554.23
7	\$523.86	\$30.97	\$554.83
8	\$523.86	\$31.59	\$555.45
9	\$530.46	\$32.22	\$562.69
10	\$540.87	\$32.87	\$573.74
11	\$552.49	\$33.53	\$586.01
12	\$565.12	\$34.20	\$599.31
13	\$577.46	\$34.88	\$612.34
14	\$590.52	\$35.58	\$626.09
15	\$604.09	\$36.29	\$640.38
16	\$619.09	\$37.02	\$656.10
17	\$631.90	\$37.76	\$669.66
18	\$646.94	\$38.51	\$685.45
19	\$662.71	\$39.28	\$701.99
20	\$676.70	\$40.07	\$716.77
21	\$689.92	\$40.87	\$730.79
22	\$702.18	\$41.68	\$743.86
23	\$713.27	\$42.52	\$755.79
24	\$722.99	\$43.37	\$766.36
25	\$733.36	\$44.24	\$777.59
26	\$741.76	\$45.12	\$786.88
27	\$749.11	\$46.02	\$795.13
28	\$756.20	\$46.94	\$803.15
29	\$761.55	\$47.88	\$809.43
30	\$509.63	\$48.84	\$558.47
Total	\$18,207.27	\$1,115.73	\$19,323.00

Assessment Roll
Hackberry Hidden Cove Public Improvement District No. 2
City of Hackberry, Texas

Tax Parcel	R298502
Lot No.	Lot 07
Block	Blk D
Assessment	\$5,793.18

Annual Installment Per Lot

Year	Annual Assessment	Annual Collection Costs	Total
1	\$261.93	\$27.50	\$289.43
2	\$523.86	\$28.05	\$551.91
3	\$523.86	\$28.61	\$552.48
4	\$523.86	\$29.19	\$553.05
5	\$523.86	\$29.77	\$553.63
6	\$523.86	\$30.37	\$554.23
7	\$523.86	\$30.97	\$554.83
8	\$523.86	\$31.59	\$555.45
9	\$530.46	\$32.22	\$562.69
10	\$540.87	\$32.87	\$573.74
11	\$552.49	\$33.53	\$586.01
12	\$565.12	\$34.20	\$599.31
13	\$577.46	\$34.88	\$612.34
14	\$590.52	\$35.58	\$626.09
15	\$604.09	\$36.29	\$640.38
16	\$619.09	\$37.02	\$656.10
17	\$631.90	\$37.76	\$669.66
18	\$646.94	\$38.51	\$685.45
19	\$662.71	\$39.28	\$701.99
20	\$676.70	\$40.07	\$716.77
21	\$689.92	\$40.87	\$730.79
22	\$702.18	\$41.68	\$743.86
23	\$713.27	\$42.52	\$755.79
24	\$722.99	\$43.37	\$766.36
25	\$733.36	\$44.24	\$777.59
26	\$741.76	\$45.12	\$786.88
27	\$749.11	\$46.02	\$795.13
28	\$756.20	\$46.94	\$803.15
29	\$761.55	\$47.88	\$809.43
30	\$509.63	\$48.84	\$558.47
Total	\$18,207.27	\$1,115.73	\$19,323.00

Assessment Roll
Hackberry Hidden Cove Public Improvement District No. 2
City of Hackberry, Texas

Tax Parcel	R298506
Lot No.	Lot 11
Block	Blk D
 Assessment	 \$5,793.18

Annual Installment Per Lot

Year	Annual Assessment	Annual Collection Costs	Total
1	\$261.93	\$27.50	\$289.43
2	\$523.86	\$28.05	\$551.91
3	\$523.86	\$28.61	\$552.48
4	\$523.86	\$29.19	\$553.05
5	\$523.86	\$29.77	\$553.63
6	\$523.86	\$30.37	\$554.23
7	\$523.86	\$30.97	\$554.83
8	\$523.86	\$31.59	\$555.45
9	\$530.46	\$32.22	\$562.69
10	\$540.87	\$32.87	\$573.74
11	\$552.49	\$33.53	\$586.01
12	\$565.12	\$34.20	\$599.31
13	\$577.46	\$34.88	\$612.34
14	\$590.52	\$35.58	\$626.09
15	\$604.09	\$36.29	\$640.38
16	\$619.09	\$37.02	\$656.10
17	\$631.90	\$37.76	\$669.66
18	\$646.94	\$38.51	\$685.45
19	\$662.71	\$39.28	\$701.99
20	\$676.70	\$40.07	\$716.77
21	\$689.92	\$40.87	\$730.79
22	\$702.18	\$41.68	\$743.86
23	\$713.27	\$42.52	\$755.79
24	\$722.99	\$43.37	\$766.36
25	\$733.36	\$44.24	\$777.59
26	\$741.76	\$45.12	\$786.88
27	\$749.11	\$46.02	\$795.13
28	\$756.20	\$46.94	\$803.15
29	\$761.55	\$47.88	\$809.43
30	\$509.63	\$48.84	\$558.47
Total	\$18,207.27	\$1,115.73	\$19,323.00

Assessment Roll
Hackberry Hidden Cove Public Improvement District No. 2
City of Hackberry, Texas

Tax Parcel	R298507
Lot No.	Lot 12
Block	Blk D
Assessment	\$5,793.18

Annual Installment Per Lot

Year	Annual Assessment	Annual Collection Costs	Total
1	\$261.93	\$27.50	\$289.43
2	\$523.86	\$28.05	\$551.91
3	\$523.86	\$28.61	\$552.48
4	\$523.86	\$29.19	\$553.05
5	\$523.86	\$29.77	\$553.63
6	\$523.86	\$30.37	\$554.23
7	\$523.86	\$30.97	\$554.83
8	\$523.86	\$31.59	\$555.45
9	\$530.46	\$32.22	\$562.69
10	\$540.87	\$32.87	\$573.74
11	\$552.49	\$33.53	\$586.01
12	\$565.12	\$34.20	\$599.31
13	\$577.46	\$34.88	\$612.34
14	\$590.52	\$35.58	\$626.09
15	\$604.09	\$36.29	\$640.38
16	\$619.09	\$37.02	\$656.10
17	\$631.90	\$37.76	\$669.66
18	\$646.94	\$38.51	\$685.45
19	\$662.71	\$39.28	\$701.99
20	\$676.70	\$40.07	\$716.77
21	\$689.92	\$40.87	\$730.79
22	\$702.18	\$41.68	\$743.86
23	\$713.27	\$42.52	\$755.79
24	\$722.99	\$43.37	\$766.36
25	\$733.36	\$44.24	\$777.59
26	\$741.76	\$45.12	\$786.88
27	\$749.11	\$46.02	\$795.13
28	\$756.20	\$46.94	\$803.15
29	\$761.55	\$47.88	\$809.43
30	\$509.63	\$48.84	\$558.47
Total	\$18,207.27	\$1,115.73	\$19,323.00

Assessment Roll
Hackberry Hidden Cove Public Improvement District No. 2
City of Hackberry, Texas

Tax Parcel	R298508
Lot No.	Lot 13
Block	Blk D
Assessment	\$5,793.18

Annual Installment Per Lot

Year	Annual Assessment	Annual Collection Costs	Total
1	\$261.93	\$27.50	\$289.43
2	\$523.86	\$28.05	\$551.91
3	\$523.86	\$28.61	\$552.48
4	\$523.86	\$29.19	\$553.05
5	\$523.86	\$29.77	\$553.63
6	\$523.86	\$30.37	\$554.23
7	\$523.86	\$30.97	\$554.83
8	\$523.86	\$31.59	\$555.45
9	\$530.46	\$32.22	\$562.69
10	\$540.87	\$32.87	\$573.74
11	\$552.49	\$33.53	\$586.01
12	\$565.12	\$34.20	\$599.31
13	\$577.46	\$34.88	\$612.34
14	\$590.52	\$35.58	\$626.09
15	\$604.09	\$36.29	\$640.38
16	\$619.09	\$37.02	\$656.10
17	\$631.90	\$37.76	\$669.66
18	\$646.94	\$38.51	\$685.45
19	\$662.71	\$39.28	\$701.99
20	\$676.70	\$40.07	\$716.77
21	\$689.92	\$40.87	\$730.79
22	\$702.18	\$41.68	\$743.86
23	\$713.27	\$42.52	\$755.79
24	\$722.99	\$43.37	\$766.36
25	\$733.36	\$44.24	\$777.59
26	\$741.76	\$45.12	\$786.88
27	\$749.11	\$46.02	\$795.13
28	\$756.20	\$46.94	\$803.15
29	\$761.55	\$47.88	\$809.43
30	\$509.63	\$48.84	\$558.47
Total	\$18,207.27	\$1,115.73	\$19,323.00

Assessment Roll
Hackberry Hidden Cove Public Improvement District No. 2
City of Hackberry, Texas

Tax Parcel	R298512
Lot No.	Lot 17
Block	Blk D
 Assessment	 \$5,793.18

Annual Installment Per Lot

Year	Annual Assessment	Annual Collection Costs	Total
1	\$261.93	\$27.50	\$289.43
2	\$523.86	\$28.05	\$551.91
3	\$523.86	\$28.61	\$552.48
4	\$523.86	\$29.19	\$553.05
5	\$523.86	\$29.77	\$553.63
6	\$523.86	\$30.37	\$554.23
7	\$523.86	\$30.97	\$554.83
8	\$523.86	\$31.59	\$555.45
9	\$530.46	\$32.22	\$562.69
10	\$540.87	\$32.87	\$573.74
11	\$552.49	\$33.53	\$586.01
12	\$565.12	\$34.20	\$599.31
13	\$577.46	\$34.88	\$612.34
14	\$590.52	\$35.58	\$626.09
15	\$604.09	\$36.29	\$640.38
16	\$619.09	\$37.02	\$656.10
17	\$631.90	\$37.76	\$669.66
18	\$646.94	\$38.51	\$685.45
19	\$662.71	\$39.28	\$701.99
20	\$676.70	\$40.07	\$716.77
21	\$689.92	\$40.87	\$730.79
22	\$702.18	\$41.68	\$743.86
23	\$713.27	\$42.52	\$755.79
24	\$722.99	\$43.37	\$766.36
25	\$733.36	\$44.24	\$777.59
26	\$741.76	\$45.12	\$786.88
27	\$749.11	\$46.02	\$795.13
28	\$756.20	\$46.94	\$803.15
29	\$761.55	\$47.88	\$809.43
30	\$509.63	\$48.84	\$558.47
Total	\$18,207.27	\$1,115.73	\$19,323.00

Assessment Roll
Hackberry Hidden Cove Public Improvement District No. 2
City of Hackberry, Texas

Tax Parcel	R298513
Lot No.	Lot 18
Block	Blk D
 Assessment	 \$5,793.18

Annual Installment Per Lot

Year	Annual Assessment	Annual Collection Costs	Total
1	\$261.93	\$27.50	\$289.43
2	\$523.86	\$28.05	\$551.91
3	\$523.86	\$28.61	\$552.48
4	\$523.86	\$29.19	\$553.05
5	\$523.86	\$29.77	\$553.63
6	\$523.86	\$30.37	\$554.23
7	\$523.86	\$30.97	\$554.83
8	\$523.86	\$31.59	\$555.45
9	\$530.46	\$32.22	\$562.69
10	\$540.87	\$32.87	\$573.74
11	\$552.49	\$33.53	\$586.01
12	\$565.12	\$34.20	\$599.31
13	\$577.46	\$34.88	\$612.34
14	\$590.52	\$35.58	\$626.09
15	\$604.09	\$36.29	\$640.38
16	\$619.09	\$37.02	\$656.10
17	\$631.90	\$37.76	\$669.66
18	\$646.94	\$38.51	\$685.45
19	\$662.71	\$39.28	\$701.99
20	\$676.70	\$40.07	\$716.77
21	\$689.92	\$40.87	\$730.79
22	\$702.18	\$41.68	\$743.86
23	\$713.27	\$42.52	\$755.79
24	\$722.99	\$43.37	\$766.36
25	\$733.36	\$44.24	\$777.59
26	\$741.76	\$45.12	\$786.88
27	\$749.11	\$46.02	\$795.13
28	\$756.20	\$46.94	\$803.15
29	\$761.55	\$47.88	\$809.43
30	\$509.63	\$48.84	\$558.47
Total	\$18,207.27	\$1,115.73	\$19,323.00

Assessment Roll
Hackberry Hidden Cove Public Improvement District No. 2
City of Hackberry, Texas

Tax Parcel	R298527
Lot No.	Lot 32
Block	Blk D
 Assessment	 \$5,793.18

Annual Installment Per Lot

Year	Annual Assessment	Annual Collection Costs	Total
1	\$261.93	\$27.50	\$289.43
2	\$523.86	\$28.05	\$551.91
3	\$523.86	\$28.61	\$552.48
4	\$523.86	\$29.19	\$553.05
5	\$523.86	\$29.77	\$553.63
6	\$523.86	\$30.37	\$554.23
7	\$523.86	\$30.97	\$554.83
8	\$523.86	\$31.59	\$555.45
9	\$530.46	\$32.22	\$562.69
10	\$540.87	\$32.87	\$573.74
11	\$552.49	\$33.53	\$586.01
12	\$565.12	\$34.20	\$599.31
13	\$577.46	\$34.88	\$612.34
14	\$590.52	\$35.58	\$626.09
15	\$604.09	\$36.29	\$640.38
16	\$619.09	\$37.02	\$656.10
17	\$631.90	\$37.76	\$669.66
18	\$646.94	\$38.51	\$685.45
19	\$662.71	\$39.28	\$701.99
20	\$676.70	\$40.07	\$716.77
21	\$689.92	\$40.87	\$730.79
22	\$702.18	\$41.68	\$743.86
23	\$713.27	\$42.52	\$755.79
24	\$722.99	\$43.37	\$766.36
25	\$733.36	\$44.24	\$777.59
26	\$741.76	\$45.12	\$786.88
27	\$749.11	\$46.02	\$795.13
28	\$756.20	\$46.94	\$803.15
29	\$761.55	\$47.88	\$809.43
30	\$509.63	\$48.84	\$558.47
Total	\$18,207.27	\$1,115.73	\$19,323.00

Assessment Roll
Hackberry Hidden Cove Public Improvement District No. 2
City of Hackberry, Texas

Tax Parcel	R298528
Lot No.	Lot 33
Block	Blk D
Assessment	\$5,793.18

Annual Installment Per Lot

Year	Annual Assessment	Annual Collection Costs	Total
1	\$261.93	\$27.50	\$289.43
2	\$523.86	\$28.05	\$551.91
3	\$523.86	\$28.61	\$552.48
4	\$523.86	\$29.19	\$553.05
5	\$523.86	\$29.77	\$553.63
6	\$523.86	\$30.37	\$554.23
7	\$523.86	\$30.97	\$554.83
8	\$523.86	\$31.59	\$555.45
9	\$530.46	\$32.22	\$562.69
10	\$540.87	\$32.87	\$573.74
11	\$552.49	\$33.53	\$586.01
12	\$565.12	\$34.20	\$599.31
13	\$577.46	\$34.88	\$612.34
14	\$590.52	\$35.58	\$626.09
15	\$604.09	\$36.29	\$640.38
16	\$619.09	\$37.02	\$656.10
17	\$631.90	\$37.76	\$669.66
18	\$646.94	\$38.51	\$685.45
19	\$662.71	\$39.28	\$701.99
20	\$676.70	\$40.07	\$716.77
21	\$689.92	\$40.87	\$730.79
22	\$702.18	\$41.68	\$743.86
23	\$713.27	\$42.52	\$755.79
24	\$722.99	\$43.37	\$766.36
25	\$733.36	\$44.24	\$777.59
26	\$741.76	\$45.12	\$786.88
27	\$749.11	\$46.02	\$795.13
28	\$756.20	\$46.94	\$803.15
29	\$761.55	\$47.88	\$809.43
30	\$509.63	\$48.84	\$558.47
Total	\$18,207.27	\$1,115.73	\$19,323.00

Assessment Roll
Hackberry Hidden Cove Public Improvement District No. 2
City of Hackberry, Texas

Tax Parcel	R298529
Lot No.	Lot 34
Block	Blk D
 Assessment	 \$5,793.18

Annual Installment Per Lot

Year	Annual Assessment	Annual Collection Costs	Total
1	\$261.93	\$27.50	\$289.43
2	\$523.86	\$28.05	\$551.91
3	\$523.86	\$28.61	\$552.48
4	\$523.86	\$29.19	\$553.05
5	\$523.86	\$29.77	\$553.63
6	\$523.86	\$30.37	\$554.23
7	\$523.86	\$30.97	\$554.83
8	\$523.86	\$31.59	\$555.45
9	\$530.46	\$32.22	\$562.69
10	\$540.87	\$32.87	\$573.74
11	\$552.49	\$33.53	\$586.01
12	\$565.12	\$34.20	\$599.31
13	\$577.46	\$34.88	\$612.34
14	\$590.52	\$35.58	\$626.09
15	\$604.09	\$36.29	\$640.38
16	\$619.09	\$37.02	\$656.10
17	\$631.90	\$37.76	\$669.66
18	\$646.94	\$38.51	\$685.45
19	\$662.71	\$39.28	\$701.99
20	\$676.70	\$40.07	\$716.77
21	\$689.92	\$40.87	\$730.79
22	\$702.18	\$41.68	\$743.86
23	\$713.27	\$42.52	\$755.79
24	\$722.99	\$43.37	\$766.36
25	\$733.36	\$44.24	\$777.59
26	\$741.76	\$45.12	\$786.88
27	\$749.11	\$46.02	\$795.13
28	\$756.20	\$46.94	\$803.15
29	\$761.55	\$47.88	\$809.43
30	\$509.63	\$48.84	\$558.47
Total	\$18,207.27	\$1,115.73	\$19,323.00

Assessment Roll
Hackberry Hidden Cove Public Improvement District No. 2
City of Hackberry, Texas

Tax Parcel	R298533
Lot No.	Lot 38
Block	Blk D
Assessment	\$5,793.18

Annual Installment Per Lot

Year	Annual Assessment	Annual Collection Costs	Total
1	\$261.93	\$27.50	\$289.43
2	\$523.86	\$28.05	\$551.91
3	\$523.86	\$28.61	\$552.48
4	\$523.86	\$29.19	\$553.05
5	\$523.86	\$29.77	\$553.63
6	\$523.86	\$30.37	\$554.23
7	\$523.86	\$30.97	\$554.83
8	\$523.86	\$31.59	\$555.45
9	\$530.46	\$32.22	\$562.69
10	\$540.87	\$32.87	\$573.74
11	\$552.49	\$33.53	\$586.01
12	\$565.12	\$34.20	\$599.31
13	\$577.46	\$34.88	\$612.34
14	\$590.52	\$35.58	\$626.09
15	\$604.09	\$36.29	\$640.38
16	\$619.09	\$37.02	\$656.10
17	\$631.90	\$37.76	\$669.66
18	\$646.94	\$38.51	\$685.45
19	\$662.71	\$39.28	\$701.99
20	\$676.70	\$40.07	\$716.77
21	\$689.92	\$40.87	\$730.79
22	\$702.18	\$41.68	\$743.86
23	\$713.27	\$42.52	\$755.79
24	\$722.99	\$43.37	\$766.36
25	\$733.36	\$44.24	\$777.59
26	\$741.76	\$45.12	\$786.88
27	\$749.11	\$46.02	\$795.13
28	\$756.20	\$46.94	\$803.15
29	\$761.55	\$47.88	\$809.43
30	\$509.63	\$48.84	\$558.47
Total	\$18,207.27	\$1,115.73	\$19,323.00

Assessment Roll
Hackberry Hidden Cove Public Improvement District No. 2
City of Hackberry, Texas

Tax Parcel	R298555
Lot No.	Lot 27
Block	Blk F
 Assessment	 \$5,793.18

Annual Installment Per Lot

Year	Annual Assessment	Annual Collection Costs	Total
1	\$261.93	\$27.50	\$289.43
2	\$523.86	\$28.05	\$551.91
3	\$523.86	\$28.61	\$552.48
4	\$523.86	\$29.19	\$553.05
5	\$523.86	\$29.77	\$553.63
6	\$523.86	\$30.37	\$554.23
7	\$523.86	\$30.97	\$554.83
8	\$523.86	\$31.59	\$555.45
9	\$530.46	\$32.22	\$562.69
10	\$540.87	\$32.87	\$573.74
11	\$552.49	\$33.53	\$586.01
12	\$565.12	\$34.20	\$599.31
13	\$577.46	\$34.88	\$612.34
14	\$590.52	\$35.58	\$626.09
15	\$604.09	\$36.29	\$640.38
16	\$619.09	\$37.02	\$656.10
17	\$631.90	\$37.76	\$669.66
18	\$646.94	\$38.51	\$685.45
19	\$662.71	\$39.28	\$701.99
20	\$676.70	\$40.07	\$716.77
21	\$689.92	\$40.87	\$730.79
22	\$702.18	\$41.68	\$743.86
23	\$713.27	\$42.52	\$755.79
24	\$722.99	\$43.37	\$766.36
25	\$733.36	\$44.24	\$777.59
26	\$741.76	\$45.12	\$786.88
27	\$749.11	\$46.02	\$795.13
28	\$756.20	\$46.94	\$803.15
29	\$761.55	\$47.88	\$809.43
30	\$509.63	\$48.84	\$558.47
Total	\$18,207.27	\$1,115.73	\$19,323.00

Assessment Roll
Hackberry Hidden Cove Public Improvement District No. 2
City of Hackberry, Texas

Tax Parcel	R527769
Lot No.	Lot 01
Block	Blk P
 Assessment	 \$5,793.18

Annual Installment Per Lot

Year	Annual Assessment	Annual Collection Costs	Total
1	\$261.93	\$27.50	\$289.43
2	\$523.86	\$28.05	\$551.91
3	\$523.86	\$28.61	\$552.48
4	\$523.86	\$29.19	\$553.05
5	\$523.86	\$29.77	\$553.63
6	\$523.86	\$30.37	\$554.23
7	\$523.86	\$30.97	\$554.83
8	\$523.86	\$31.59	\$555.45
9	\$530.46	\$32.22	\$562.69
10	\$540.87	\$32.87	\$573.74
11	\$552.49	\$33.53	\$586.01
12	\$565.12	\$34.20	\$599.31
13	\$577.46	\$34.88	\$612.34
14	\$590.52	\$35.58	\$626.09
15	\$604.09	\$36.29	\$640.38
16	\$619.09	\$37.02	\$656.10
17	\$631.90	\$37.76	\$669.66
18	\$646.94	\$38.51	\$685.45
19	\$662.71	\$39.28	\$701.99
20	\$676.70	\$40.07	\$716.77
21	\$689.92	\$40.87	\$730.79
22	\$702.18	\$41.68	\$743.86
23	\$713.27	\$42.52	\$755.79
24	\$722.99	\$43.37	\$766.36
25	\$733.36	\$44.24	\$777.59
26	\$741.76	\$45.12	\$786.88
27	\$749.11	\$46.02	\$795.13
28	\$756.20	\$46.94	\$803.15
29	\$761.55	\$47.88	\$809.43
30	\$509.63	\$48.84	\$558.47
Total	\$18,207.27	\$1,115.73	\$19,323.00

Assessment Roll
Hackberry Hidden Cove Public Improvement District No. 2
City of Hackberry, Texas

Tax Parcel	R527784
Lot No.	Lot 16
Block	Blk P
 Assessment	 \$5,793.18

Annual Installment Per Lot

Year	Annual Assessment	Annual Collection Costs	Total
1	\$261.93	\$27.50	\$289.43
2	\$523.86	\$28.05	\$551.91
3	\$523.86	\$28.61	\$552.48
4	\$523.86	\$29.19	\$553.05
5	\$523.86	\$29.77	\$553.63
6	\$523.86	\$30.37	\$554.23
7	\$523.86	\$30.97	\$554.83
8	\$523.86	\$31.59	\$555.45
9	\$530.46	\$32.22	\$562.69
10	\$540.87	\$32.87	\$573.74
11	\$552.49	\$33.53	\$586.01
12	\$565.12	\$34.20	\$599.31
13	\$577.46	\$34.88	\$612.34
14	\$590.52	\$35.58	\$626.09
15	\$604.09	\$36.29	\$640.38
16	\$619.09	\$37.02	\$656.10
17	\$631.90	\$37.76	\$669.66
18	\$646.94	\$38.51	\$685.45
19	\$662.71	\$39.28	\$701.99
20	\$676.70	\$40.07	\$716.77
21	\$689.92	\$40.87	\$730.79
22	\$702.18	\$41.68	\$743.86
23	\$713.27	\$42.52	\$755.79
24	\$722.99	\$43.37	\$766.36
25	\$733.36	\$44.24	\$777.59
26	\$741.76	\$45.12	\$786.88
27	\$749.11	\$46.02	\$795.13
28	\$756.20	\$46.94	\$803.15
29	\$761.55	\$47.88	\$809.43
30	\$509.63	\$48.84	\$558.47
Total	\$18,207.27	\$1,115.73	\$19,323.00

Assessment Roll
Hackberry Hidden Cove Public Improvement District No. 2
City of Hackberry, Texas

Tax Parcel	R527785
Lot No.	Lot 17
Block	Blk P
 Assessment	 \$5,793.18

Annual Installment Per Lot

Year	Annual Assessment	Annual Collection Costs	Total
1	\$261.93	\$27.50	\$289.43
2	\$523.86	\$28.05	\$551.91
3	\$523.86	\$28.61	\$552.48
4	\$523.86	\$29.19	\$553.05
5	\$523.86	\$29.77	\$553.63
6	\$523.86	\$30.37	\$554.23
7	\$523.86	\$30.97	\$554.83
8	\$523.86	\$31.59	\$555.45
9	\$530.46	\$32.22	\$562.69
10	\$540.87	\$32.87	\$573.74
11	\$552.49	\$33.53	\$586.01
12	\$565.12	\$34.20	\$599.31
13	\$577.46	\$34.88	\$612.34
14	\$590.52	\$35.58	\$626.09
15	\$604.09	\$36.29	\$640.38
16	\$619.09	\$37.02	\$656.10
17	\$631.90	\$37.76	\$669.66
18	\$646.94	\$38.51	\$685.45
19	\$662.71	\$39.28	\$701.99
20	\$676.70	\$40.07	\$716.77
21	\$689.92	\$40.87	\$730.79
22	\$702.18	\$41.68	\$743.86
23	\$713.27	\$42.52	\$755.79
24	\$722.99	\$43.37	\$766.36
25	\$733.36	\$44.24	\$777.59
26	\$741.76	\$45.12	\$786.88
27	\$749.11	\$46.02	\$795.13
28	\$756.20	\$46.94	\$803.15
29	\$761.55	\$47.88	\$809.43
30	\$509.63	\$48.84	\$558.47
Total	\$18,207.27	\$1,115.73	\$19,323.00

Assessment Roll
Hackberry Hidden Cove Public Improvement District No. 2
City of Hackberry, Texas

Tax Parcel	R298392
Lot No.	Lot 01
Block	Blk A
 Assessment	 \$5,793.18

Annual Installment Per Lot

Year	Annual Assessment	Annual Collection Costs	Total
1	\$261.93	\$27.50	\$289.43
2	\$523.86	\$28.05	\$551.91
3	\$523.86	\$28.61	\$552.48
4	\$523.86	\$29.19	\$553.05
5	\$523.86	\$29.77	\$553.63
6	\$523.86	\$30.37	\$554.23
7	\$523.86	\$30.97	\$554.83
8	\$523.86	\$31.59	\$555.45
9	\$530.46	\$32.22	\$562.69
10	\$540.87	\$32.87	\$573.74
11	\$552.49	\$33.53	\$586.01
12	\$565.12	\$34.20	\$599.31
13	\$577.46	\$34.88	\$612.34
14	\$590.52	\$35.58	\$626.09
15	\$604.09	\$36.29	\$640.38
16	\$619.09	\$37.02	\$656.10
17	\$631.90	\$37.76	\$669.66
18	\$646.94	\$38.51	\$685.45
19	\$662.71	\$39.28	\$701.99
20	\$676.70	\$40.07	\$716.77
21	\$689.92	\$40.87	\$730.79
22	\$702.18	\$41.68	\$743.86
23	\$713.27	\$42.52	\$755.79
24	\$722.99	\$43.37	\$766.36
25	\$733.36	\$44.24	\$777.59
26	\$741.76	\$45.12	\$786.88
27	\$749.11	\$46.02	\$795.13
28	\$756.20	\$46.94	\$803.15
29	\$761.55	\$47.88	\$809.43
30	\$509.63	\$48.84	\$558.47
Total	\$18,207.27	\$1,115.73	\$19,323.00

Assessment Roll
Hackberry Hidden Cove Public Improvement District No. 2
City of Hackberry, Texas

Tax Parcel	R298402
Lot No.	Lot 06
Block	Blk A
 Assessment	 \$5,793.18

Annual Installment Per Lot

Year	Annual Assessment	Annual Collection Costs	Total
1	\$261.93	\$27.50	\$289.43
2	\$523.86	\$28.05	\$551.91
3	\$523.86	\$28.61	\$552.48
4	\$523.86	\$29.19	\$553.05
5	\$523.86	\$29.77	\$553.63
6	\$523.86	\$30.37	\$554.23
7	\$523.86	\$30.97	\$554.83
8	\$523.86	\$31.59	\$555.45
9	\$530.46	\$32.22	\$562.69
10	\$540.87	\$32.87	\$573.74
11	\$552.49	\$33.53	\$586.01
12	\$565.12	\$34.20	\$599.31
13	\$577.46	\$34.88	\$612.34
14	\$590.52	\$35.58	\$626.09
15	\$604.09	\$36.29	\$640.38
16	\$619.09	\$37.02	\$656.10
17	\$631.90	\$37.76	\$669.66
18	\$646.94	\$38.51	\$685.45
19	\$662.71	\$39.28	\$701.99
20	\$676.70	\$40.07	\$716.77
21	\$689.92	\$40.87	\$730.79
22	\$702.18	\$41.68	\$743.86
23	\$713.27	\$42.52	\$755.79
24	\$722.99	\$43.37	\$766.36
25	\$733.36	\$44.24	\$777.59
26	\$741.76	\$45.12	\$786.88
27	\$749.11	\$46.02	\$795.13
28	\$756.20	\$46.94	\$803.15
29	\$761.55	\$47.88	\$809.43
30	\$509.63	\$48.84	\$558.47
Total	\$18,207.27	\$1,115.73	\$19,323.00

Assessment Roll
Hackberry Hidden Cove Public Improvement District No. 2
City of Hackberry, Texas

Tax Parcel	R298403
Lot No.	Lot 07
Block	Blk A
 Assessment	 \$5,793.18

Annual Installment Per Lot

Year	Annual Assessment	Annual Collection Costs	Total
1	\$261.93	\$27.50	\$289.43
2	\$523.86	\$28.05	\$551.91
3	\$523.86	\$28.61	\$552.48
4	\$523.86	\$29.19	\$553.05
5	\$523.86	\$29.77	\$553.63
6	\$523.86	\$30.37	\$554.23
7	\$523.86	\$30.97	\$554.83
8	\$523.86	\$31.59	\$555.45
9	\$530.46	\$32.22	\$562.69
10	\$540.87	\$32.87	\$573.74
11	\$552.49	\$33.53	\$586.01
12	\$565.12	\$34.20	\$599.31
13	\$577.46	\$34.88	\$612.34
14	\$590.52	\$35.58	\$626.09
15	\$604.09	\$36.29	\$640.38
16	\$619.09	\$37.02	\$656.10
17	\$631.90	\$37.76	\$669.66
18	\$646.94	\$38.51	\$685.45
19	\$662.71	\$39.28	\$701.99
20	\$676.70	\$40.07	\$716.77
21	\$689.92	\$40.87	\$730.79
22	\$702.18	\$41.68	\$743.86
23	\$713.27	\$42.52	\$755.79
24	\$722.99	\$43.37	\$766.36
25	\$733.36	\$44.24	\$777.59
26	\$741.76	\$45.12	\$786.88
27	\$749.11	\$46.02	\$795.13
28	\$756.20	\$46.94	\$803.15
29	\$761.55	\$47.88	\$809.43
30	\$509.63	\$48.84	\$558.47
Total	\$18,207.27	\$1,115.73	\$19,323.00

Assessment Roll
Hackberry Hidden Cove Public Improvement District No. 2
City of Hackberry, Texas

Tax Parcel	R298404
Lot No.	Lot 08
Block	Blk A
 Assessment	 \$5,793.18

Annual Installment Per Lot

Year	Annual Assessment	Annual Collection Costs	Total
1	\$261.93	\$27.50	\$289.43
2	\$523.86	\$28.05	\$551.91
3	\$523.86	\$28.61	\$552.48
4	\$523.86	\$29.19	\$553.05
5	\$523.86	\$29.77	\$553.63
6	\$523.86	\$30.37	\$554.23
7	\$523.86	\$30.97	\$554.83
8	\$523.86	\$31.59	\$555.45
9	\$530.46	\$32.22	\$562.69
10	\$540.87	\$32.87	\$573.74
11	\$552.49	\$33.53	\$586.01
12	\$565.12	\$34.20	\$599.31
13	\$577.46	\$34.88	\$612.34
14	\$590.52	\$35.58	\$626.09
15	\$604.09	\$36.29	\$640.38
16	\$619.09	\$37.02	\$656.10
17	\$631.90	\$37.76	\$669.66
18	\$646.94	\$38.51	\$685.45
19	\$662.71	\$39.28	\$701.99
20	\$676.70	\$40.07	\$716.77
21	\$689.92	\$40.87	\$730.79
22	\$702.18	\$41.68	\$743.86
23	\$713.27	\$42.52	\$755.79
24	\$722.99	\$43.37	\$766.36
25	\$733.36	\$44.24	\$777.59
26	\$741.76	\$45.12	\$786.88
27	\$749.11	\$46.02	\$795.13
28	\$756.20	\$46.94	\$803.15
29	\$761.55	\$47.88	\$809.43
30	\$509.63	\$48.84	\$558.47
Total	\$18,207.27	\$1,115.73	\$19,323.00

Assessment Roll
Hackberry Hidden Cove Public Improvement District No. 2
City of Hackberry, Texas

Tax Parcel	R298405
Lot No.	Lot 09
Block	Blk A
 Assessment	 \$5,793.18

Annual Installment Per Lot

Year	Annual Assessment	Annual Collection Costs	Total
1	\$261.93	\$27.50	\$289.43
2	\$523.86	\$28.05	\$551.91
3	\$523.86	\$28.61	\$552.48
4	\$523.86	\$29.19	\$553.05
5	\$523.86	\$29.77	\$553.63
6	\$523.86	\$30.37	\$554.23
7	\$523.86	\$30.97	\$554.83
8	\$523.86	\$31.59	\$555.45
9	\$530.46	\$32.22	\$562.69
10	\$540.87	\$32.87	\$573.74
11	\$552.49	\$33.53	\$586.01
12	\$565.12	\$34.20	\$599.31
13	\$577.46	\$34.88	\$612.34
14	\$590.52	\$35.58	\$626.09
15	\$604.09	\$36.29	\$640.38
16	\$619.09	\$37.02	\$656.10
17	\$631.90	\$37.76	\$669.66
18	\$646.94	\$38.51	\$685.45
19	\$662.71	\$39.28	\$701.99
20	\$676.70	\$40.07	\$716.77
21	\$689.92	\$40.87	\$730.79
22	\$702.18	\$41.68	\$743.86
23	\$713.27	\$42.52	\$755.79
24	\$722.99	\$43.37	\$766.36
25	\$733.36	\$44.24	\$777.59
26	\$741.76	\$45.12	\$786.88
27	\$749.11	\$46.02	\$795.13
28	\$756.20	\$46.94	\$803.15
29	\$761.55	\$47.88	\$809.43
30	\$509.63	\$48.84	\$558.47
Total	\$18,207.27	\$1,115.73	\$19,323.00

Assessment Roll
Hackberry Hidden Cove Public Improvement District No. 2
City of Hackberry, Texas

Tax Parcel	R306390
Lot No.	Lot 02
Block	Blk B
 Assessment	 \$5,793.18

Annual Installment Per Lot

Year	Annual Assessment	Annual Collection Costs	Total
1	\$261.93	\$27.50	\$289.43
2	\$523.86	\$28.05	\$551.91
3	\$523.86	\$28.61	\$552.48
4	\$523.86	\$29.19	\$553.05
5	\$523.86	\$29.77	\$553.63
6	\$523.86	\$30.37	\$554.23
7	\$523.86	\$30.97	\$554.83
8	\$523.86	\$31.59	\$555.45
9	\$530.46	\$32.22	\$562.69
10	\$540.87	\$32.87	\$573.74
11	\$552.49	\$33.53	\$586.01
12	\$565.12	\$34.20	\$599.31
13	\$577.46	\$34.88	\$612.34
14	\$590.52	\$35.58	\$626.09
15	\$604.09	\$36.29	\$640.38
16	\$619.09	\$37.02	\$656.10
17	\$631.90	\$37.76	\$669.66
18	\$646.94	\$38.51	\$685.45
19	\$662.71	\$39.28	\$701.99
20	\$676.70	\$40.07	\$716.77
21	\$689.92	\$40.87	\$730.79
22	\$702.18	\$41.68	\$743.86
23	\$713.27	\$42.52	\$755.79
24	\$722.99	\$43.37	\$766.36
25	\$733.36	\$44.24	\$777.59
26	\$741.76	\$45.12	\$786.88
27	\$749.11	\$46.02	\$795.13
28	\$756.20	\$46.94	\$803.15
29	\$761.55	\$47.88	\$809.43
30	\$509.63	\$48.84	\$558.47
Total	\$18,207.27	\$1,115.73	\$19,323.00

Assessment Roll
Hackberry Hidden Cove Public Improvement District No. 2
City of Hackberry, Texas

Tax Parcel	R306391
Lot No.	Lot 03
Block	Blk B
 Assessment	 \$5,793.18

Annual Installment Per Lot

Year	Annual Assessment	Annual Collection Costs	Total
1	\$261.93	\$27.50	\$289.43
2	\$523.86	\$28.05	\$551.91
3	\$523.86	\$28.61	\$552.48
4	\$523.86	\$29.19	\$553.05
5	\$523.86	\$29.77	\$553.63
6	\$523.86	\$30.37	\$554.23
7	\$523.86	\$30.97	\$554.83
8	\$523.86	\$31.59	\$555.45
9	\$530.46	\$32.22	\$562.69
10	\$540.87	\$32.87	\$573.74
11	\$552.49	\$33.53	\$586.01
12	\$565.12	\$34.20	\$599.31
13	\$577.46	\$34.88	\$612.34
14	\$590.52	\$35.58	\$626.09
15	\$604.09	\$36.29	\$640.38
16	\$619.09	\$37.02	\$656.10
17	\$631.90	\$37.76	\$669.66
18	\$646.94	\$38.51	\$685.45
19	\$662.71	\$39.28	\$701.99
20	\$676.70	\$40.07	\$716.77
21	\$689.92	\$40.87	\$730.79
22	\$702.18	\$41.68	\$743.86
23	\$713.27	\$42.52	\$755.79
24	\$722.99	\$43.37	\$766.36
25	\$733.36	\$44.24	\$777.59
26	\$741.76	\$45.12	\$786.88
27	\$749.11	\$46.02	\$795.13
28	\$756.20	\$46.94	\$803.15
29	\$761.55	\$47.88	\$809.43
30	\$509.63	\$48.84	\$558.47
Total	\$18,207.27	\$1,115.73	\$19,323.00

Assessment Roll
Hackberry Hidden Cove Public Improvement District No. 2
City of Hackberry, Texas

Tax Parcel	R306392
Lot No.	Lot 04
Block	Blk B
Assessment	\$5,793.18

Annual Installment Per Lot

Year	Annual Assessment	Annual Collection Costs	Total
1	\$261.93	\$27.50	\$289.43
2	\$523.86	\$28.05	\$551.91
3	\$523.86	\$28.61	\$552.48
4	\$523.86	\$29.19	\$553.05
5	\$523.86	\$29.77	\$553.63
6	\$523.86	\$30.37	\$554.23
7	\$523.86	\$30.97	\$554.83
8	\$523.86	\$31.59	\$555.45
9	\$530.46	\$32.22	\$562.69
10	\$540.87	\$32.87	\$573.74
11	\$552.49	\$33.53	\$586.01
12	\$565.12	\$34.20	\$599.31
13	\$577.46	\$34.88	\$612.34
14	\$590.52	\$35.58	\$626.09
15	\$604.09	\$36.29	\$640.38
16	\$619.09	\$37.02	\$656.10
17	\$631.90	\$37.76	\$669.66
18	\$646.94	\$38.51	\$685.45
19	\$662.71	\$39.28	\$701.99
20	\$676.70	\$40.07	\$716.77
21	\$689.92	\$40.87	\$730.79
22	\$702.18	\$41.68	\$743.86
23	\$713.27	\$42.52	\$755.79
24	\$722.99	\$43.37	\$766.36
25	\$733.36	\$44.24	\$777.59
26	\$741.76	\$45.12	\$786.88
27	\$749.11	\$46.02	\$795.13
28	\$756.20	\$46.94	\$803.15
29	\$761.55	\$47.88	\$809.43
30	\$509.63	\$48.84	\$558.47
Total	\$18,207.27	\$1,115.73	\$19,323.00

Assessment Roll
Hackberry Hidden Cove Public Improvement District No. 2
City of Hackberry, Texas

Tax Parcel	R306394
Lot No.	Lot 06
Block	Blk B
Assessment	\$5,793.18

Annual Installment Per Lot

Year	Annual Assessment	Annual Collection Costs	Total
1	\$261.93	\$27.50	\$289.43
2	\$523.86	\$28.05	\$551.91
3	\$523.86	\$28.61	\$552.48
4	\$523.86	\$29.19	\$553.05
5	\$523.86	\$29.77	\$553.63
6	\$523.86	\$30.37	\$554.23
7	\$523.86	\$30.97	\$554.83
8	\$523.86	\$31.59	\$555.45
9	\$530.46	\$32.22	\$562.69
10	\$540.87	\$32.87	\$573.74
11	\$552.49	\$33.53	\$586.01
12	\$565.12	\$34.20	\$599.31
13	\$577.46	\$34.88	\$612.34
14	\$590.52	\$35.58	\$626.09
15	\$604.09	\$36.29	\$640.38
16	\$619.09	\$37.02	\$656.10
17	\$631.90	\$37.76	\$669.66
18	\$646.94	\$38.51	\$685.45
19	\$662.71	\$39.28	\$701.99
20	\$676.70	\$40.07	\$716.77
21	\$689.92	\$40.87	\$730.79
22	\$702.18	\$41.68	\$743.86
23	\$713.27	\$42.52	\$755.79
24	\$722.99	\$43.37	\$766.36
25	\$733.36	\$44.24	\$777.59
26	\$741.76	\$45.12	\$786.88
27	\$749.11	\$46.02	\$795.13
28	\$756.20	\$46.94	\$803.15
29	\$761.55	\$47.88	\$809.43
30	\$509.63	\$48.84	\$558.47
Total	\$18,207.27	\$1,115.73	\$19,323.00

Assessment Roll
Hackberry Hidden Cove Public Improvement District No. 2
City of Hackberry, Texas

Tax Parcel	R306398
Lot No.	Lot 10
Block	Blk B
 Assessment	 \$5,793.18

Annual Installment Per Lot

Year	Annual Assessment	Annual Collection Costs	Total
1	\$261.93	\$27.50	\$289.43
2	\$523.86	\$28.05	\$551.91
3	\$523.86	\$28.61	\$552.48
4	\$523.86	\$29.19	\$553.05
5	\$523.86	\$29.77	\$553.63
6	\$523.86	\$30.37	\$554.23
7	\$523.86	\$30.97	\$554.83
8	\$523.86	\$31.59	\$555.45
9	\$530.46	\$32.22	\$562.69
10	\$540.87	\$32.87	\$573.74
11	\$552.49	\$33.53	\$586.01
12	\$565.12	\$34.20	\$599.31
13	\$577.46	\$34.88	\$612.34
14	\$590.52	\$35.58	\$626.09
15	\$604.09	\$36.29	\$640.38
16	\$619.09	\$37.02	\$656.10
17	\$631.90	\$37.76	\$669.66
18	\$646.94	\$38.51	\$685.45
19	\$662.71	\$39.28	\$701.99
20	\$676.70	\$40.07	\$716.77
21	\$689.92	\$40.87	\$730.79
22	\$702.18	\$41.68	\$743.86
23	\$713.27	\$42.52	\$755.79
24	\$722.99	\$43.37	\$766.36
25	\$733.36	\$44.24	\$777.59
26	\$741.76	\$45.12	\$786.88
27	\$749.11	\$46.02	\$795.13
28	\$756.20	\$46.94	\$803.15
29	\$761.55	\$47.88	\$809.43
30	\$509.63	\$48.84	\$558.47
Total	\$18,207.27	\$1,115.73	\$19,323.00

Assessment Roll
Hackberry Hidden Cove Public Improvement District No. 2
City of Hackberry, Texas

Tax Parcel	R306399
Lot No.	Lot 11
Block	Blk B
 Assessment	 \$5,793.18

Annual Installment Per Lot

Year	Annual Assessment	Annual Collection Costs	Total
1	\$261.93	\$27.50	\$289.43
2	\$523.86	\$28.05	\$551.91
3	\$523.86	\$28.61	\$552.48
4	\$523.86	\$29.19	\$553.05
5	\$523.86	\$29.77	\$553.63
6	\$523.86	\$30.37	\$554.23
7	\$523.86	\$30.97	\$554.83
8	\$523.86	\$31.59	\$555.45
9	\$530.46	\$32.22	\$562.69
10	\$540.87	\$32.87	\$573.74
11	\$552.49	\$33.53	\$586.01
12	\$565.12	\$34.20	\$599.31
13	\$577.46	\$34.88	\$612.34
14	\$590.52	\$35.58	\$626.09
15	\$604.09	\$36.29	\$640.38
16	\$619.09	\$37.02	\$656.10
17	\$631.90	\$37.76	\$669.66
18	\$646.94	\$38.51	\$685.45
19	\$662.71	\$39.28	\$701.99
20	\$676.70	\$40.07	\$716.77
21	\$689.92	\$40.87	\$730.79
22	\$702.18	\$41.68	\$743.86
23	\$713.27	\$42.52	\$755.79
24	\$722.99	\$43.37	\$766.36
25	\$733.36	\$44.24	\$777.59
26	\$741.76	\$45.12	\$786.88
27	\$749.11	\$46.02	\$795.13
28	\$756.20	\$46.94	\$803.15
29	\$761.55	\$47.88	\$809.43
30	\$509.63	\$48.84	\$558.47
Total	\$18,207.27	\$1,115.73	\$19,323.00

Assessment Roll
Hackberry Hidden Cove Public Improvement District No. 2
City of Hackberry, Texas

Tax Parcel	R306400
Lot No.	Lot 12
Block	Blk B
 Assessment	 \$5,793.18

Annual Installment Per Lot

Year	Annual Assessment	Annual Collection Costs	Total
1	\$261.93	\$27.50	\$289.43
2	\$523.86	\$28.05	\$551.91
3	\$523.86	\$28.61	\$552.48
4	\$523.86	\$29.19	\$553.05
5	\$523.86	\$29.77	\$553.63
6	\$523.86	\$30.37	\$554.23
7	\$523.86	\$30.97	\$554.83
8	\$523.86	\$31.59	\$555.45
9	\$530.46	\$32.22	\$562.69
10	\$540.87	\$32.87	\$573.74
11	\$552.49	\$33.53	\$586.01
12	\$565.12	\$34.20	\$599.31
13	\$577.46	\$34.88	\$612.34
14	\$590.52	\$35.58	\$626.09
15	\$604.09	\$36.29	\$640.38
16	\$619.09	\$37.02	\$656.10
17	\$631.90	\$37.76	\$669.66
18	\$646.94	\$38.51	\$685.45
19	\$662.71	\$39.28	\$701.99
20	\$676.70	\$40.07	\$716.77
21	\$689.92	\$40.87	\$730.79
22	\$702.18	\$41.68	\$743.86
23	\$713.27	\$42.52	\$755.79
24	\$722.99	\$43.37	\$766.36
25	\$733.36	\$44.24	\$777.59
26	\$741.76	\$45.12	\$786.88
27	\$749.11	\$46.02	\$795.13
28	\$756.20	\$46.94	\$803.15
29	\$761.55	\$47.88	\$809.43
30	\$509.63	\$48.84	\$558.47
Total	\$18,207.27	\$1,115.73	\$19,323.00

Assessment Roll
Hackberry Hidden Cove Public Improvement District No. 2
City of Hackberry, Texas

Tax Parcel	R298492
Lot No.	Lot 29
Block	Blk C
Assessment	\$5,793.18

Annual Installment Per Lot

Year	Annual Assessment	Annual Collection Costs	Total
1	\$261.93	\$27.50	\$289.43
2	\$523.86	\$28.05	\$551.91
3	\$523.86	\$28.61	\$552.48
4	\$523.86	\$29.19	\$553.05
5	\$523.86	\$29.77	\$553.63
6	\$523.86	\$30.37	\$554.23
7	\$523.86	\$30.97	\$554.83
8	\$523.86	\$31.59	\$555.45
9	\$530.46	\$32.22	\$562.69
10	\$540.87	\$32.87	\$573.74
11	\$552.49	\$33.53	\$586.01
12	\$565.12	\$34.20	\$599.31
13	\$577.46	\$34.88	\$612.34
14	\$590.52	\$35.58	\$626.09
15	\$604.09	\$36.29	\$640.38
16	\$619.09	\$37.02	\$656.10
17	\$631.90	\$37.76	\$669.66
18	\$646.94	\$38.51	\$685.45
19	\$662.71	\$39.28	\$701.99
20	\$676.70	\$40.07	\$716.77
21	\$689.92	\$40.87	\$730.79
22	\$702.18	\$41.68	\$743.86
23	\$713.27	\$42.52	\$755.79
24	\$722.99	\$43.37	\$766.36
25	\$733.36	\$44.24	\$777.59
26	\$741.76	\$45.12	\$786.88
27	\$749.11	\$46.02	\$795.13
28	\$756.20	\$46.94	\$803.15
29	\$761.55	\$47.88	\$809.43
30	\$509.63	\$48.84	\$558.47
Total	\$18,207.27	\$1,115.73	\$19,323.00

Assessment Roll
Hackberry Hidden Cove Public Improvement District No. 2
City of Hackberry, Texas

Tax Parcel R298493
Lot No. Lot 30
Block Blk C

Assessment \$5,793.18

Annual Installment Per Lot

Year	Annual Assessment	Annual Collection Costs	Total
1	\$261.93	\$27.50	\$289.43
2	\$523.86	\$28.05	\$551.91
3	\$523.86	\$28.61	\$552.48
4	\$523.86	\$29.19	\$553.05
5	\$523.86	\$29.77	\$553.63
6	\$523.86	\$30.37	\$554.23
7	\$523.86	\$30.97	\$554.83
8	\$523.86	\$31.59	\$555.45
9	\$530.46	\$32.22	\$562.69
10	\$540.87	\$32.87	\$573.74
11	\$552.49	\$33.53	\$586.01
12	\$565.12	\$34.20	\$599.31
13	\$577.46	\$34.88	\$612.34
14	\$590.52	\$35.58	\$626.09
15	\$604.09	\$36.29	\$640.38
16	\$619.09	\$37.02	\$656.10
17	\$631.90	\$37.76	\$669.66
18	\$646.94	\$38.51	\$685.45
19	\$662.71	\$39.28	\$701.99
20	\$676.70	\$40.07	\$716.77
21	\$689.92	\$40.87	\$730.79
22	\$702.18	\$41.68	\$743.86
23	\$713.27	\$42.52	\$755.79
24	\$722.99	\$43.37	\$766.36
25	\$733.36	\$44.24	\$777.59
26	\$741.76	\$45.12	\$786.88
27	\$749.11	\$46.02	\$795.13
28	\$756.20	\$46.94	\$803.15
29	\$761.55	\$47.88	\$809.43
30	\$509.63	\$48.84	\$558.47
Total	\$18,207.27	\$1,115.73	\$19,323.00

Assessment Roll
Hackberry Hidden Cove Public Improvement District No. 2
City of Hackberry, Texas

Tax Parcel	R298494
Lot No.	Lot 31
Block	Blk C
Assessment	\$5,793.18

Annual Installment Per Lot

Year	Annual Assessment	Annual Collection Costs	Total
1	\$261.93	\$27.50	\$289.43
2	\$523.86	\$28.05	\$551.91
3	\$523.86	\$28.61	\$552.48
4	\$523.86	\$29.19	\$553.05
5	\$523.86	\$29.77	\$553.63
6	\$523.86	\$30.37	\$554.23
7	\$523.86	\$30.97	\$554.83
8	\$523.86	\$31.59	\$555.45
9	\$530.46	\$32.22	\$562.69
10	\$540.87	\$32.87	\$573.74
11	\$552.49	\$33.53	\$586.01
12	\$565.12	\$34.20	\$599.31
13	\$577.46	\$34.88	\$612.34
14	\$590.52	\$35.58	\$626.09
15	\$604.09	\$36.29	\$640.38
16	\$619.09	\$37.02	\$656.10
17	\$631.90	\$37.76	\$669.66
18	\$646.94	\$38.51	\$685.45
19	\$662.71	\$39.28	\$701.99
20	\$676.70	\$40.07	\$716.77
21	\$689.92	\$40.87	\$730.79
22	\$702.18	\$41.68	\$743.86
23	\$713.27	\$42.52	\$755.79
24	\$722.99	\$43.37	\$766.36
25	\$733.36	\$44.24	\$777.59
26	\$741.76	\$45.12	\$786.88
27	\$749.11	\$46.02	\$795.13
28	\$756.20	\$46.94	\$803.15
29	\$761.55	\$47.88	\$809.43
30	\$509.63	\$48.84	\$558.47
Total	\$18,207.27	\$1,115.73	\$19,323.00

Assessment Roll
Hackberry Hidden Cove Public Improvement District No. 2
City of Hackberry, Texas

Tax Parcel	R298495
Lot No.	Lot 32
Block	Blk C
Assessment	\$5,793.18

Annual Installment Per Lot

Year	Annual Assessment	Annual Collection Costs	Total
1	\$261.93	\$27.50	\$289.43
2	\$523.86	\$28.05	\$551.91
3	\$523.86	\$28.61	\$552.48
4	\$523.86	\$29.19	\$553.05
5	\$523.86	\$29.77	\$553.63
6	\$523.86	\$30.37	\$554.23
7	\$523.86	\$30.97	\$554.83
8	\$523.86	\$31.59	\$555.45
9	\$530.46	\$32.22	\$562.69
10	\$540.87	\$32.87	\$573.74
11	\$552.49	\$33.53	\$586.01
12	\$565.12	\$34.20	\$599.31
13	\$577.46	\$34.88	\$612.34
14	\$590.52	\$35.58	\$626.09
15	\$604.09	\$36.29	\$640.38
16	\$619.09	\$37.02	\$656.10
17	\$631.90	\$37.76	\$669.66
18	\$646.94	\$38.51	\$685.45
19	\$662.71	\$39.28	\$701.99
20	\$676.70	\$40.07	\$716.77
21	\$689.92	\$40.87	\$730.79
22	\$702.18	\$41.68	\$743.86
23	\$713.27	\$42.52	\$755.79
24	\$722.99	\$43.37	\$766.36
25	\$733.36	\$44.24	\$777.59
26	\$741.76	\$45.12	\$786.88
27	\$749.11	\$46.02	\$795.13
28	\$756.20	\$46.94	\$803.15
29	\$761.55	\$47.88	\$809.43
30	\$509.63	\$48.84	\$558.47
Total	\$18,207.27	\$1,115.73	\$19,323.00

Assessment Roll
Hackberry Hidden Cove Public Improvement District No. 2
City of Hackberry, Texas

Tax Parcel	R298518
Lot No.	Lot 23
Block	Blk D
 Assessment	 \$5,793.18

Annual Installment Per Lot

Year	Annual Assessment	Annual Collection Costs	Total
1	\$261.93	\$27.50	\$289.43
2	\$523.86	\$28.05	\$551.91
3	\$523.86	\$28.61	\$552.48
4	\$523.86	\$29.19	\$553.05
5	\$523.86	\$29.77	\$553.63
6	\$523.86	\$30.37	\$554.23
7	\$523.86	\$30.97	\$554.83
8	\$523.86	\$31.59	\$555.45
9	\$530.46	\$32.22	\$562.69
10	\$540.87	\$32.87	\$573.74
11	\$552.49	\$33.53	\$586.01
12	\$565.12	\$34.20	\$599.31
13	\$577.46	\$34.88	\$612.34
14	\$590.52	\$35.58	\$626.09
15	\$604.09	\$36.29	\$640.38
16	\$619.09	\$37.02	\$656.10
17	\$631.90	\$37.76	\$669.66
18	\$646.94	\$38.51	\$685.45
19	\$662.71	\$39.28	\$701.99
20	\$676.70	\$40.07	\$716.77
21	\$689.92	\$40.87	\$730.79
22	\$702.18	\$41.68	\$743.86
23	\$713.27	\$42.52	\$755.79
24	\$722.99	\$43.37	\$766.36
25	\$733.36	\$44.24	\$777.59
26	\$741.76	\$45.12	\$786.88
27	\$749.11	\$46.02	\$795.13
28	\$756.20	\$46.94	\$803.15
29	\$761.55	\$47.88	\$809.43
30	\$509.63	\$48.84	\$558.47
Total	\$18,207.27	\$1,115.73	\$19,323.00

Assessment Roll
Hackberry Hidden Cove Public Improvement District No. 2
City of Hackberry, Texas

Tax Parcel	R298519
Lot No.	Lot 24
Block	Blk D
Assessment	\$5,793.18

Annual Installment Per Lot

Year	Annual Assessment	Annual Collection Costs	Total
1	\$261.93	\$27.50	\$289.43
2	\$523.86	\$28.05	\$551.91
3	\$523.86	\$28.61	\$552.48
4	\$523.86	\$29.19	\$553.05
5	\$523.86	\$29.77	\$553.63
6	\$523.86	\$30.37	\$554.23
7	\$523.86	\$30.97	\$554.83
8	\$523.86	\$31.59	\$555.45
9	\$530.46	\$32.22	\$562.69
10	\$540.87	\$32.87	\$573.74
11	\$552.49	\$33.53	\$586.01
12	\$565.12	\$34.20	\$599.31
13	\$577.46	\$34.88	\$612.34
14	\$590.52	\$35.58	\$626.09
15	\$604.09	\$36.29	\$640.38
16	\$619.09	\$37.02	\$656.10
17	\$631.90	\$37.76	\$669.66
18	\$646.94	\$38.51	\$685.45
19	\$662.71	\$39.28	\$701.99
20	\$676.70	\$40.07	\$716.77
21	\$689.92	\$40.87	\$730.79
22	\$702.18	\$41.68	\$743.86
23	\$713.27	\$42.52	\$755.79
24	\$722.99	\$43.37	\$766.36
25	\$733.36	\$44.24	\$777.59
26	\$741.76	\$45.12	\$786.88
27	\$749.11	\$46.02	\$795.13
28	\$756.20	\$46.94	\$803.15
29	\$761.55	\$47.88	\$809.43
30	\$509.63	\$48.84	\$558.47
Total	\$18,207.27	\$1,115.73	\$19,323.00

Assessment Roll
Hackberry Hidden Cove Public Improvement District No. 2
City of Hackberry, Texas

Tax Parcel	R298520
Lot No.	Lot 25
Block	Blk D
 Assessment	 \$5,793.18

Annual Installment Per Lot

Year	Annual Assessment	Annual Collection Costs	Total
1	\$261.93	\$27.50	\$289.43
2	\$523.86	\$28.05	\$551.91
3	\$523.86	\$28.61	\$552.48
4	\$523.86	\$29.19	\$553.05
5	\$523.86	\$29.77	\$553.63
6	\$523.86	\$30.37	\$554.23
7	\$523.86	\$30.97	\$554.83
8	\$523.86	\$31.59	\$555.45
9	\$530.46	\$32.22	\$562.69
10	\$540.87	\$32.87	\$573.74
11	\$552.49	\$33.53	\$586.01
12	\$565.12	\$34.20	\$599.31
13	\$577.46	\$34.88	\$612.34
14	\$590.52	\$35.58	\$626.09
15	\$604.09	\$36.29	\$640.38
16	\$619.09	\$37.02	\$656.10
17	\$631.90	\$37.76	\$669.66
18	\$646.94	\$38.51	\$685.45
19	\$662.71	\$39.28	\$701.99
20	\$676.70	\$40.07	\$716.77
21	\$689.92	\$40.87	\$730.79
22	\$702.18	\$41.68	\$743.86
23	\$713.27	\$42.52	\$755.79
24	\$722.99	\$43.37	\$766.36
25	\$733.36	\$44.24	\$777.59
26	\$741.76	\$45.12	\$786.88
27	\$749.11	\$46.02	\$795.13
28	\$756.20	\$46.94	\$803.15
29	\$761.55	\$47.88	\$809.43
30	\$509.63	\$48.84	\$558.47
Total	\$18,207.27	\$1,115.73	\$19,323.00

Assessment Roll
Hackberry Hidden Cove Public Improvement District No. 2
City of Hackberry, Texas

Tax Parcel	R298521
Lot No.	Lot 26
Block	Blk D
Assessment	\$5,793.18

Annual Installment Per Lot

Year	Annual Assessment	Annual Collection Costs	Total
1	\$261.93	\$27.50	\$289.43
2	\$523.86	\$28.05	\$551.91
3	\$523.86	\$28.61	\$552.48
4	\$523.86	\$29.19	\$553.05
5	\$523.86	\$29.77	\$553.63
6	\$523.86	\$30.37	\$554.23
7	\$523.86	\$30.97	\$554.83
8	\$523.86	\$31.59	\$555.45
9	\$530.46	\$32.22	\$562.69
10	\$540.87	\$32.87	\$573.74
11	\$552.49	\$33.53	\$586.01
12	\$565.12	\$34.20	\$599.31
13	\$577.46	\$34.88	\$612.34
14	\$590.52	\$35.58	\$626.09
15	\$604.09	\$36.29	\$640.38
16	\$619.09	\$37.02	\$656.10
17	\$631.90	\$37.76	\$669.66
18	\$646.94	\$38.51	\$685.45
19	\$662.71	\$39.28	\$701.99
20	\$676.70	\$40.07	\$716.77
21	\$689.92	\$40.87	\$730.79
22	\$702.18	\$41.68	\$743.86
23	\$713.27	\$42.52	\$755.79
24	\$722.99	\$43.37	\$766.36
25	\$733.36	\$44.24	\$777.59
26	\$741.76	\$45.12	\$786.88
27	\$749.11	\$46.02	\$795.13
28	\$756.20	\$46.94	\$803.15
29	\$761.55	\$47.88	\$809.43
30	\$509.63	\$48.84	\$558.47
Total	\$18,207.27	\$1,115.73	\$19,323.00

Assessment Roll
Hackberry Hidden Cove Public Improvement District No. 2
City of Hackberry, Texas

Tax Parcel	R527756
Lot No.	Lot 06
Block	Blk F
 Assessment	 \$5,793.18

Annual Installment Per Lot

Year	Annual Assessment	Annual Collection Costs	Total
1	\$261.93	\$27.50	\$289.43
2	\$523.86	\$28.05	\$551.91
3	\$523.86	\$28.61	\$552.48
4	\$523.86	\$29.19	\$553.05
5	\$523.86	\$29.77	\$553.63
6	\$523.86	\$30.37	\$554.23
7	\$523.86	\$30.97	\$554.83
8	\$523.86	\$31.59	\$555.45
9	\$530.46	\$32.22	\$562.69
10	\$540.87	\$32.87	\$573.74
11	\$552.49	\$33.53	\$586.01
12	\$565.12	\$34.20	\$599.31
13	\$577.46	\$34.88	\$612.34
14	\$590.52	\$35.58	\$626.09
15	\$604.09	\$36.29	\$640.38
16	\$619.09	\$37.02	\$656.10
17	\$631.90	\$37.76	\$669.66
18	\$646.94	\$38.51	\$685.45
19	\$662.71	\$39.28	\$701.99
20	\$676.70	\$40.07	\$716.77
21	\$689.92	\$40.87	\$730.79
22	\$702.18	\$41.68	\$743.86
23	\$713.27	\$42.52	\$755.79
24	\$722.99	\$43.37	\$766.36
25	\$733.36	\$44.24	\$777.59
26	\$741.76	\$45.12	\$786.88
27	\$749.11	\$46.02	\$795.13
28	\$756.20	\$46.94	\$803.15
29	\$761.55	\$47.88	\$809.43
30	\$509.63	\$48.84	\$558.47
Total	\$18,207.27	\$1,115.73	\$19,323.00

Assessment Roll
Hackberry Hidden Cove Public Improvement District No. 2
City of Hackberry, Texas

Tax Parcel	R527760
Lot No.	Lot 10
Block	Blk F
 Assessment	 \$5,793.18

Annual Installment Per Lot

Year	Annual Assessment	Annual Collection Costs	Total
1	\$261.93	\$27.50	\$289.43
2	\$523.86	\$28.05	\$551.91
3	\$523.86	\$28.61	\$552.48
4	\$523.86	\$29.19	\$553.05
5	\$523.86	\$29.77	\$553.63
6	\$523.86	\$30.37	\$554.23
7	\$523.86	\$30.97	\$554.83
8	\$523.86	\$31.59	\$555.45
9	\$530.46	\$32.22	\$562.69
10	\$540.87	\$32.87	\$573.74
11	\$552.49	\$33.53	\$586.01
12	\$565.12	\$34.20	\$599.31
13	\$577.46	\$34.88	\$612.34
14	\$590.52	\$35.58	\$626.09
15	\$604.09	\$36.29	\$640.38
16	\$619.09	\$37.02	\$656.10
17	\$631.90	\$37.76	\$669.66
18	\$646.94	\$38.51	\$685.45
19	\$662.71	\$39.28	\$701.99
20	\$676.70	\$40.07	\$716.77
21	\$689.92	\$40.87	\$730.79
22	\$702.18	\$41.68	\$743.86
23	\$713.27	\$42.52	\$755.79
24	\$722.99	\$43.37	\$766.36
25	\$733.36	\$44.24	\$777.59
26	\$741.76	\$45.12	\$786.88
27	\$749.11	\$46.02	\$795.13
28	\$756.20	\$46.94	\$803.15
29	\$761.55	\$47.88	\$809.43
30	\$509.63	\$48.84	\$558.47
Total	\$18,207.27	\$1,115.73	\$19,323.00

Assessment Roll
Hackberry Hidden Cove Public Improvement District No. 2
City of Hackberry, Texas

Tax Parcel	R527761
Lot No.	Lot 11
Block	Blk F
Assessment	\$5,793.18

Annual Installment Per Lot

Year	Annual Assessment	Annual Collection Costs	Total
1	\$261.93	\$27.50	\$289.43
2	\$523.86	\$28.05	\$551.91
3	\$523.86	\$28.61	\$552.48
4	\$523.86	\$29.19	\$553.05
5	\$523.86	\$29.77	\$553.63
6	\$523.86	\$30.37	\$554.23
7	\$523.86	\$30.97	\$554.83
8	\$523.86	\$31.59	\$555.45
9	\$530.46	\$32.22	\$562.69
10	\$540.87	\$32.87	\$573.74
11	\$552.49	\$33.53	\$586.01
12	\$565.12	\$34.20	\$599.31
13	\$577.46	\$34.88	\$612.34
14	\$590.52	\$35.58	\$626.09
15	\$604.09	\$36.29	\$640.38
16	\$619.09	\$37.02	\$656.10
17	\$631.90	\$37.76	\$669.66
18	\$646.94	\$38.51	\$685.45
19	\$662.71	\$39.28	\$701.99
20	\$676.70	\$40.07	\$716.77
21	\$689.92	\$40.87	\$730.79
22	\$702.18	\$41.68	\$743.86
23	\$713.27	\$42.52	\$755.79
24	\$722.99	\$43.37	\$766.36
25	\$733.36	\$44.24	\$777.59
26	\$741.76	\$45.12	\$786.88
27	\$749.11	\$46.02	\$795.13
28	\$756.20	\$46.94	\$803.15
29	\$761.55	\$47.88	\$809.43
30	\$509.63	\$48.84	\$558.47
Total	\$18,207.27	\$1,115.73	\$19,323.00

Assessment Roll
Hackberry Hidden Cove Public Improvement District No. 2
City of Hackberry, Texas

Tax Parcel	R527762
Lot No.	Lot 12
Block	Blk F
 Assessment	 \$5,793.18

Annual Installment Per Lot

Year	Annual Assessment	Annual Collection Costs	Total
1	\$261.93	\$27.50	\$289.43
2	\$523.86	\$28.05	\$551.91
3	\$523.86	\$28.61	\$552.48
4	\$523.86	\$29.19	\$553.05
5	\$523.86	\$29.77	\$553.63
6	\$523.86	\$30.37	\$554.23
7	\$523.86	\$30.97	\$554.83
8	\$523.86	\$31.59	\$555.45
9	\$530.46	\$32.22	\$562.69
10	\$540.87	\$32.87	\$573.74
11	\$552.49	\$33.53	\$586.01
12	\$565.12	\$34.20	\$599.31
13	\$577.46	\$34.88	\$612.34
14	\$590.52	\$35.58	\$626.09
15	\$604.09	\$36.29	\$640.38
16	\$619.09	\$37.02	\$656.10
17	\$631.90	\$37.76	\$669.66
18	\$646.94	\$38.51	\$685.45
19	\$662.71	\$39.28	\$701.99
20	\$676.70	\$40.07	\$716.77
21	\$689.92	\$40.87	\$730.79
22	\$702.18	\$41.68	\$743.86
23	\$713.27	\$42.52	\$755.79
24	\$722.99	\$43.37	\$766.36
25	\$733.36	\$44.24	\$777.59
26	\$741.76	\$45.12	\$786.88
27	\$749.11	\$46.02	\$795.13
28	\$756.20	\$46.94	\$803.15
29	\$761.55	\$47.88	\$809.43
30	\$509.63	\$48.84	\$558.47
Total	\$18,207.27	\$1,115.73	\$19,323.00

Assessment Roll
Hackberry Hidden Cove Public Improvement District No. 2
City of Hackberry, Texas

Tax Parcel	R527766
Lot No.	Lot 16
Block	Blk F
Assessment	\$5,793.18

Annual Installment Per Lot

Year	Annual Assessment	Annual Collection Costs	Total
1	\$261.93	\$27.50	\$289.43
2	\$523.86	\$28.05	\$551.91
3	\$523.86	\$28.61	\$552.48
4	\$523.86	\$29.19	\$553.05
5	\$523.86	\$29.77	\$553.63
6	\$523.86	\$30.37	\$554.23
7	\$523.86	\$30.97	\$554.83
8	\$523.86	\$31.59	\$555.45
9	\$530.46	\$32.22	\$562.69
10	\$540.87	\$32.87	\$573.74
11	\$552.49	\$33.53	\$586.01
12	\$565.12	\$34.20	\$599.31
13	\$577.46	\$34.88	\$612.34
14	\$590.52	\$35.58	\$626.09
15	\$604.09	\$36.29	\$640.38
16	\$619.09	\$37.02	\$656.10
17	\$631.90	\$37.76	\$669.66
18	\$646.94	\$38.51	\$685.45
19	\$662.71	\$39.28	\$701.99
20	\$676.70	\$40.07	\$716.77
21	\$689.92	\$40.87	\$730.79
22	\$702.18	\$41.68	\$743.86
23	\$713.27	\$42.52	\$755.79
24	\$722.99	\$43.37	\$766.36
25	\$733.36	\$44.24	\$777.59
26	\$741.76	\$45.12	\$786.88
27	\$749.11	\$46.02	\$795.13
28	\$756.20	\$46.94	\$803.15
29	\$761.55	\$47.88	\$809.43
30	\$509.63	\$48.84	\$558.47
Total	\$18,207.27	\$1,115.73	\$19,323.00

Assessment Roll
Hackberry Hidden Cove Public Improvement District No. 2
City of Hackberry, Texas

Tax Parcel	R527767
Lot No.	Lot 17
Block	Blk F
 Assessment	 \$5,793.18

Annual Installment Per Lot

Year	Annual Assessment	Annual Collection Costs	Total
1	\$261.93	\$27.50	\$289.43
2	\$523.86	\$28.05	\$551.91
3	\$523.86	\$28.61	\$552.48
4	\$523.86	\$29.19	\$553.05
5	\$523.86	\$29.77	\$553.63
6	\$523.86	\$30.37	\$554.23
7	\$523.86	\$30.97	\$554.83
8	\$523.86	\$31.59	\$555.45
9	\$530.46	\$32.22	\$562.69
10	\$540.87	\$32.87	\$573.74
11	\$552.49	\$33.53	\$586.01
12	\$565.12	\$34.20	\$599.31
13	\$577.46	\$34.88	\$612.34
14	\$590.52	\$35.58	\$626.09
15	\$604.09	\$36.29	\$640.38
16	\$619.09	\$37.02	\$656.10
17	\$631.90	\$37.76	\$669.66
18	\$646.94	\$38.51	\$685.45
19	\$662.71	\$39.28	\$701.99
20	\$676.70	\$40.07	\$716.77
21	\$689.92	\$40.87	\$730.79
22	\$702.18	\$41.68	\$743.86
23	\$713.27	\$42.52	\$755.79
24	\$722.99	\$43.37	\$766.36
25	\$733.36	\$44.24	\$777.59
26	\$741.76	\$45.12	\$786.88
27	\$749.11	\$46.02	\$795.13
28	\$756.20	\$46.94	\$803.15
29	\$761.55	\$47.88	\$809.43
30	\$509.63	\$48.84	\$558.47
Total	\$18,207.27	\$1,115.73	\$19,323.00

Assessment Roll
Hackberry Hidden Cove Public Improvement District No. 2
City of Hackberry, Texas

Tax Parcel	R527768
Lot No.	Lot 18
Block	Blk F
 Assessment	 \$5,793.18

Annual Installment Per Lot

Year	Annual Assessment	Annual Collection Costs	Total
1	\$261.93	\$27.50	\$289.43
2	\$523.86	\$28.05	\$551.91
3	\$523.86	\$28.61	\$552.48
4	\$523.86	\$29.19	\$553.05
5	\$523.86	\$29.77	\$553.63
6	\$523.86	\$30.37	\$554.23
7	\$523.86	\$30.97	\$554.83
8	\$523.86	\$31.59	\$555.45
9	\$530.46	\$32.22	\$562.69
10	\$540.87	\$32.87	\$573.74
11	\$552.49	\$33.53	\$586.01
12	\$565.12	\$34.20	\$599.31
13	\$577.46	\$34.88	\$612.34
14	\$590.52	\$35.58	\$626.09
15	\$604.09	\$36.29	\$640.38
16	\$619.09	\$37.02	\$656.10
17	\$631.90	\$37.76	\$669.66
18	\$646.94	\$38.51	\$685.45
19	\$662.71	\$39.28	\$701.99
20	\$676.70	\$40.07	\$716.77
21	\$689.92	\$40.87	\$730.79
22	\$702.18	\$41.68	\$743.86
23	\$713.27	\$42.52	\$755.79
24	\$722.99	\$43.37	\$766.36
25	\$733.36	\$44.24	\$777.59
26	\$741.76	\$45.12	\$786.88
27	\$749.11	\$46.02	\$795.13
28	\$756.20	\$46.94	\$803.15
29	\$761.55	\$47.88	\$809.43
30	\$509.63	\$48.84	\$558.47
Total	\$18,207.27	\$1,115.73	\$19,323.00

Assessment Roll
Hackberry Hidden Cove Public Improvement District No. 2
City of Hackberry, Texas

Tax Parcel	R298563
Lot No.	Lot 35
Block	Blk F
Assessment	\$5,793.18

Annual Installment Per Lot

Year	Annual Assessment	Annual Collection Costs	Total
1	\$261.93	\$27.50	\$289.43
2	\$523.86	\$28.05	\$551.91
3	\$523.86	\$28.61	\$552.48
4	\$523.86	\$29.19	\$553.05
5	\$523.86	\$29.77	\$553.63
6	\$523.86	\$30.37	\$554.23
7	\$523.86	\$30.97	\$554.83
8	\$523.86	\$31.59	\$555.45
9	\$530.46	\$32.22	\$562.69
10	\$540.87	\$32.87	\$573.74
11	\$552.49	\$33.53	\$586.01
12	\$565.12	\$34.20	\$599.31
13	\$577.46	\$34.88	\$612.34
14	\$590.52	\$35.58	\$626.09
15	\$604.09	\$36.29	\$640.38
16	\$619.09	\$37.02	\$656.10
17	\$631.90	\$37.76	\$669.66
18	\$646.94	\$38.51	\$685.45
19	\$662.71	\$39.28	\$701.99
20	\$676.70	\$40.07	\$716.77
21	\$689.92	\$40.87	\$730.79
22	\$702.18	\$41.68	\$743.86
23	\$713.27	\$42.52	\$755.79
24	\$722.99	\$43.37	\$766.36
25	\$733.36	\$44.24	\$777.59
26	\$741.76	\$45.12	\$786.88
27	\$749.11	\$46.02	\$795.13
28	\$756.20	\$46.94	\$803.15
29	\$761.55	\$47.88	\$809.43
30	\$509.63	\$48.84	\$558.47
Total	\$18,207.27	\$1,115.73	\$19,323.00

Assessment Roll
Hackberry Hidden Cove Public Improvement District No. 2
City of Hackberry, Texas

Tax Parcel	R298564
Lot No.	Lot 36
Block	Blk F
 Assessment	 \$5,793.18

Annual Installment Per Lot

Year	Annual Assessment	Annual Collection Costs	Total
1	\$261.93	\$27.50	\$289.43
2	\$523.86	\$28.05	\$551.91
3	\$523.86	\$28.61	\$552.48
4	\$523.86	\$29.19	\$553.05
5	\$523.86	\$29.77	\$553.63
6	\$523.86	\$30.37	\$554.23
7	\$523.86	\$30.97	\$554.83
8	\$523.86	\$31.59	\$555.45
9	\$530.46	\$32.22	\$562.69
10	\$540.87	\$32.87	\$573.74
11	\$552.49	\$33.53	\$586.01
12	\$565.12	\$34.20	\$599.31
13	\$577.46	\$34.88	\$612.34
14	\$590.52	\$35.58	\$626.09
15	\$604.09	\$36.29	\$640.38
16	\$619.09	\$37.02	\$656.10
17	\$631.90	\$37.76	\$669.66
18	\$646.94	\$38.51	\$685.45
19	\$662.71	\$39.28	\$701.99
20	\$676.70	\$40.07	\$716.77
21	\$689.92	\$40.87	\$730.79
22	\$702.18	\$41.68	\$743.86
23	\$713.27	\$42.52	\$755.79
24	\$722.99	\$43.37	\$766.36
25	\$733.36	\$44.24	\$777.59
26	\$741.76	\$45.12	\$786.88
27	\$749.11	\$46.02	\$795.13
28	\$756.20	\$46.94	\$803.15
29	\$761.55	\$47.88	\$809.43
30	\$509.63	\$48.84	\$558.47
Total	\$18,207.27	\$1,115.73	\$19,323.00

Assessment Roll
Hackberry Hidden Cove Public Improvement District No. 2
City of Hackberry, Texas

Tax Parcel	R298571
Lot No.	Lot 05
Block	Blk G
 Assessment	 \$5,793.18

Annual Installment Per Lot

Year	Annual Assessment	Annual Collection Costs	Total
1	\$261.93	\$27.50	\$289.43
2	\$523.86	\$28.05	\$551.91
3	\$523.86	\$28.61	\$552.48
4	\$523.86	\$29.19	\$553.05
5	\$523.86	\$29.77	\$553.63
6	\$523.86	\$30.37	\$554.23
7	\$523.86	\$30.97	\$554.83
8	\$523.86	\$31.59	\$555.45
9	\$530.46	\$32.22	\$562.69
10	\$540.87	\$32.87	\$573.74
11	\$552.49	\$33.53	\$586.01
12	\$565.12	\$34.20	\$599.31
13	\$577.46	\$34.88	\$612.34
14	\$590.52	\$35.58	\$626.09
15	\$604.09	\$36.29	\$640.38
16	\$619.09	\$37.02	\$656.10
17	\$631.90	\$37.76	\$669.66
18	\$646.94	\$38.51	\$685.45
19	\$662.71	\$39.28	\$701.99
20	\$676.70	\$40.07	\$716.77
21	\$689.92	\$40.87	\$730.79
22	\$702.18	\$41.68	\$743.86
23	\$713.27	\$42.52	\$755.79
24	\$722.99	\$43.37	\$766.36
25	\$733.36	\$44.24	\$777.59
26	\$741.76	\$45.12	\$786.88
27	\$749.11	\$46.02	\$795.13
28	\$756.20	\$46.94	\$803.15
29	\$761.55	\$47.88	\$809.43
30	\$509.63	\$48.84	\$558.47
Total	\$18,207.27	\$1,115.73	\$19,323.00

Assessment Roll
Hackberry Hidden Cove Public Improvement District No. 2
City of Hackberry, Texas

Tax Parcel	R298572
Lot No.	Lot 06
Block	Blk G
 Assessment	 \$5,793.18

Annual Installment Per Lot

Year	Annual Assessment	Annual Collection Costs	Total
1	\$261.93	\$27.50	\$289.43
2	\$523.86	\$28.05	\$551.91
3	\$523.86	\$28.61	\$552.48
4	\$523.86	\$29.19	\$553.05
5	\$523.86	\$29.77	\$553.63
6	\$523.86	\$30.37	\$554.23
7	\$523.86	\$30.97	\$554.83
8	\$523.86	\$31.59	\$555.45
9	\$530.46	\$32.22	\$562.69
10	\$540.87	\$32.87	\$573.74
11	\$552.49	\$33.53	\$586.01
12	\$565.12	\$34.20	\$599.31
13	\$577.46	\$34.88	\$612.34
14	\$590.52	\$35.58	\$626.09
15	\$604.09	\$36.29	\$640.38
16	\$619.09	\$37.02	\$656.10
17	\$631.90	\$37.76	\$669.66
18	\$646.94	\$38.51	\$685.45
19	\$662.71	\$39.28	\$701.99
20	\$676.70	\$40.07	\$716.77
21	\$689.92	\$40.87	\$730.79
22	\$702.18	\$41.68	\$743.86
23	\$713.27	\$42.52	\$755.79
24	\$722.99	\$43.37	\$766.36
25	\$733.36	\$44.24	\$777.59
26	\$741.76	\$45.12	\$786.88
27	\$749.11	\$46.02	\$795.13
28	\$756.20	\$46.94	\$803.15
29	\$761.55	\$47.88	\$809.43
30	\$509.63	\$48.84	\$558.47
Total	\$18,207.27	\$1,115.73	\$19,323.00

Assessment Roll
Hackberry Hidden Cove Public Improvement District No. 2
City of Hackberry, Texas

Tax Parcel	R298573
Lot No.	Lot 07
Block	Blk G
 Assessment	 \$5,793.18

Annual Installment Per Lot

Year	Annual Assessment	Annual Collection Costs	Total
1	\$261.93	\$27.50	\$289.43
2	\$523.86	\$28.05	\$551.91
3	\$523.86	\$28.61	\$552.48
4	\$523.86	\$29.19	\$553.05
5	\$523.86	\$29.77	\$553.63
6	\$523.86	\$30.37	\$554.23
7	\$523.86	\$30.97	\$554.83
8	\$523.86	\$31.59	\$555.45
9	\$530.46	\$32.22	\$562.69
10	\$540.87	\$32.87	\$573.74
11	\$552.49	\$33.53	\$586.01
12	\$565.12	\$34.20	\$599.31
13	\$577.46	\$34.88	\$612.34
14	\$590.52	\$35.58	\$626.09
15	\$604.09	\$36.29	\$640.38
16	\$619.09	\$37.02	\$656.10
17	\$631.90	\$37.76	\$669.66
18	\$646.94	\$38.51	\$685.45
19	\$662.71	\$39.28	\$701.99
20	\$676.70	\$40.07	\$716.77
21	\$689.92	\$40.87	\$730.79
22	\$702.18	\$41.68	\$743.86
23	\$713.27	\$42.52	\$755.79
24	\$722.99	\$43.37	\$766.36
25	\$733.36	\$44.24	\$777.59
26	\$741.76	\$45.12	\$786.88
27	\$749.11	\$46.02	\$795.13
28	\$756.20	\$46.94	\$803.15
29	\$761.55	\$47.88	\$809.43
30	\$509.63	\$48.84	\$558.47
Total	\$18,207.27	\$1,115.73	\$19,323.00

Assessment Roll
Hackberry Hidden Cove Public Improvement District No. 2
City of Hackberry, Texas

Tax Parcel	R298577
Lot No.	Lot 11
Block	Blk G
Assessment	\$5,793.18

Annual Installment Per Lot

Year	Annual Assessment	Annual Collection Costs	Total
1	\$261.93	\$27.50	\$289.43
2	\$523.86	\$28.05	\$551.91
3	\$523.86	\$28.61	\$552.48
4	\$523.86	\$29.19	\$553.05
5	\$523.86	\$29.77	\$553.63
6	\$523.86	\$30.37	\$554.23
7	\$523.86	\$30.97	\$554.83
8	\$523.86	\$31.59	\$555.45
9	\$530.46	\$32.22	\$562.69
10	\$540.87	\$32.87	\$573.74
11	\$552.49	\$33.53	\$586.01
12	\$565.12	\$34.20	\$599.31
13	\$577.46	\$34.88	\$612.34
14	\$590.52	\$35.58	\$626.09
15	\$604.09	\$36.29	\$640.38
16	\$619.09	\$37.02	\$656.10
17	\$631.90	\$37.76	\$669.66
18	\$646.94	\$38.51	\$685.45
19	\$662.71	\$39.28	\$701.99
20	\$676.70	\$40.07	\$716.77
21	\$689.92	\$40.87	\$730.79
22	\$702.18	\$41.68	\$743.86
23	\$713.27	\$42.52	\$755.79
24	\$722.99	\$43.37	\$766.36
25	\$733.36	\$44.24	\$777.59
26	\$741.76	\$45.12	\$786.88
27	\$749.11	\$46.02	\$795.13
28	\$756.20	\$46.94	\$803.15
29	\$761.55	\$47.88	\$809.43
30	\$509.63	\$48.84	\$558.47
Total	\$18,207.27	\$1,115.73	\$19,323.00

Assessment Roll
Hackberry Hidden Cove Public Improvement District No. 2
City of Hackberry, Texas

Tax Parcel	R298578
Lot No.	Lot 12
Block	Blk G
 Assessment	 \$5,793.18

Annual Installment Per Lot

Year	Annual Assessment	Annual Collection Costs	Total
1	\$261.93	\$27.50	\$289.43
2	\$523.86	\$28.05	\$551.91
3	\$523.86	\$28.61	\$552.48
4	\$523.86	\$29.19	\$553.05
5	\$523.86	\$29.77	\$553.63
6	\$523.86	\$30.37	\$554.23
7	\$523.86	\$30.97	\$554.83
8	\$523.86	\$31.59	\$555.45
9	\$530.46	\$32.22	\$562.69
10	\$540.87	\$32.87	\$573.74
11	\$552.49	\$33.53	\$586.01
12	\$565.12	\$34.20	\$599.31
13	\$577.46	\$34.88	\$612.34
14	\$590.52	\$35.58	\$626.09
15	\$604.09	\$36.29	\$640.38
16	\$619.09	\$37.02	\$656.10
17	\$631.90	\$37.76	\$669.66
18	\$646.94	\$38.51	\$685.45
19	\$662.71	\$39.28	\$701.99
20	\$676.70	\$40.07	\$716.77
21	\$689.92	\$40.87	\$730.79
22	\$702.18	\$41.68	\$743.86
23	\$713.27	\$42.52	\$755.79
24	\$722.99	\$43.37	\$766.36
25	\$733.36	\$44.24	\$777.59
26	\$741.76	\$45.12	\$786.88
27	\$749.11	\$46.02	\$795.13
28	\$756.20	\$46.94	\$803.15
29	\$761.55	\$47.88	\$809.43
30	\$509.63	\$48.84	\$558.47
Total	\$18,207.27	\$1,115.73	\$19,323.00

Assessment Roll
Hackberry Hidden Cove Public Improvement District No. 2
City of Hackberry, Texas

Tax Parcel	R298579
Lot No.	Lot 13
Block	Blk G
Assessment	\$5,793.18

Annual Installment Per Lot

Year	Annual Assessment	Annual Collection Costs	Total
1	\$261.93	\$27.50	\$289.43
2	\$523.86	\$28.05	\$551.91
3	\$523.86	\$28.61	\$552.48
4	\$523.86	\$29.19	\$553.05
5	\$523.86	\$29.77	\$553.63
6	\$523.86	\$30.37	\$554.23
7	\$523.86	\$30.97	\$554.83
8	\$523.86	\$31.59	\$555.45
9	\$530.46	\$32.22	\$562.69
10	\$540.87	\$32.87	\$573.74
11	\$552.49	\$33.53	\$586.01
12	\$565.12	\$34.20	\$599.31
13	\$577.46	\$34.88	\$612.34
14	\$590.52	\$35.58	\$626.09
15	\$604.09	\$36.29	\$640.38
16	\$619.09	\$37.02	\$656.10
17	\$631.90	\$37.76	\$669.66
18	\$646.94	\$38.51	\$685.45
19	\$662.71	\$39.28	\$701.99
20	\$676.70	\$40.07	\$716.77
21	\$689.92	\$40.87	\$730.79
22	\$702.18	\$41.68	\$743.86
23	\$713.27	\$42.52	\$755.79
24	\$722.99	\$43.37	\$766.36
25	\$733.36	\$44.24	\$777.59
26	\$741.76	\$45.12	\$786.88
27	\$749.11	\$46.02	\$795.13
28	\$756.20	\$46.94	\$803.15
29	\$761.55	\$47.88	\$809.43
30	\$509.63	\$48.84	\$558.47
Total	\$18,207.27	\$1,115.73	\$19,323.00

Assessment Roll
Hackberry Hidden Cove Public Improvement District No. 2
City of Hackberry, Texas

Tax Parcel	R298584
Lot No.	Lot 18
Block	Blk G
 Assessment	 \$5,793.18

Annual Installment Per Lot

Year	Annual Assessment	Annual Collection Costs	Total
1	\$261.93	\$27.50	\$289.43
2	\$523.86	\$28.05	\$551.91
3	\$523.86	\$28.61	\$552.48
4	\$523.86	\$29.19	\$553.05
5	\$523.86	\$29.77	\$553.63
6	\$523.86	\$30.37	\$554.23
7	\$523.86	\$30.97	\$554.83
8	\$523.86	\$31.59	\$555.45
9	\$530.46	\$32.22	\$562.69
10	\$540.87	\$32.87	\$573.74
11	\$552.49	\$33.53	\$586.01
12	\$565.12	\$34.20	\$599.31
13	\$577.46	\$34.88	\$612.34
14	\$590.52	\$35.58	\$626.09
15	\$604.09	\$36.29	\$640.38
16	\$619.09	\$37.02	\$656.10
17	\$631.90	\$37.76	\$669.66
18	\$646.94	\$38.51	\$685.45
19	\$662.71	\$39.28	\$701.99
20	\$676.70	\$40.07	\$716.77
21	\$689.92	\$40.87	\$730.79
22	\$702.18	\$41.68	\$743.86
23	\$713.27	\$42.52	\$755.79
24	\$722.99	\$43.37	\$766.36
25	\$733.36	\$44.24	\$777.59
26	\$741.76	\$45.12	\$786.88
27	\$749.11	\$46.02	\$795.13
28	\$756.20	\$46.94	\$803.15
29	\$761.55	\$47.88	\$809.43
30	\$509.63	\$48.84	\$558.47
Total	\$18,207.27	\$1,115.73	\$19,323.00

Assessment Roll
Hackberry Hidden Cove Public Improvement District No. 2
City of Hackberry, Texas

Tax Parcel	R298585
Lot No.	Lot 19
Block	Blk G
Assessment	\$5,793.18

Annual Installment Per Lot

Year	Annual Assessment	Annual Collection Costs	Total
1	\$261.93	\$27.50	\$289.43
2	\$523.86	\$28.05	\$551.91
3	\$523.86	\$28.61	\$552.48
4	\$523.86	\$29.19	\$553.05
5	\$523.86	\$29.77	\$553.63
6	\$523.86	\$30.37	\$554.23
7	\$523.86	\$30.97	\$554.83
8	\$523.86	\$31.59	\$555.45
9	\$530.46	\$32.22	\$562.69
10	\$540.87	\$32.87	\$573.74
11	\$552.49	\$33.53	\$586.01
12	\$565.12	\$34.20	\$599.31
13	\$577.46	\$34.88	\$612.34
14	\$590.52	\$35.58	\$626.09
15	\$604.09	\$36.29	\$640.38
16	\$619.09	\$37.02	\$656.10
17	\$631.90	\$37.76	\$669.66
18	\$646.94	\$38.51	\$685.45
19	\$662.71	\$39.28	\$701.99
20	\$676.70	\$40.07	\$716.77
21	\$689.92	\$40.87	\$730.79
22	\$702.18	\$41.68	\$743.86
23	\$713.27	\$42.52	\$755.79
24	\$722.99	\$43.37	\$766.36
25	\$733.36	\$44.24	\$777.59
26	\$741.76	\$45.12	\$786.88
27	\$749.11	\$46.02	\$795.13
28	\$756.20	\$46.94	\$803.15
29	\$761.55	\$47.88	\$809.43
30	\$509.63	\$48.84	\$558.47
Total	\$18,207.27	\$1,115.73	\$19,323.00

Assessment Roll
Hackberry Hidden Cove Public Improvement District No. 2
City of Hackberry, Texas

Tax Parcel	R298586
Lot No.	Lot 20
Block	Blk G
 Assessment	 \$5,793.18

Annual Installment Per Lot

Year	Annual Assessment	Annual Collection Costs	Total
1	\$261.93	\$27.50	\$289.43
2	\$523.86	\$28.05	\$551.91
3	\$523.86	\$28.61	\$552.48
4	\$523.86	\$29.19	\$553.05
5	\$523.86	\$29.77	\$553.63
6	\$523.86	\$30.37	\$554.23
7	\$523.86	\$30.97	\$554.83
8	\$523.86	\$31.59	\$555.45
9	\$530.46	\$32.22	\$562.69
10	\$540.87	\$32.87	\$573.74
11	\$552.49	\$33.53	\$586.01
12	\$565.12	\$34.20	\$599.31
13	\$577.46	\$34.88	\$612.34
14	\$590.52	\$35.58	\$626.09
15	\$604.09	\$36.29	\$640.38
16	\$619.09	\$37.02	\$656.10
17	\$631.90	\$37.76	\$669.66
18	\$646.94	\$38.51	\$685.45
19	\$662.71	\$39.28	\$701.99
20	\$676.70	\$40.07	\$716.77
21	\$689.92	\$40.87	\$730.79
22	\$702.18	\$41.68	\$743.86
23	\$713.27	\$42.52	\$755.79
24	\$722.99	\$43.37	\$766.36
25	\$733.36	\$44.24	\$777.59
26	\$741.76	\$45.12	\$786.88
27	\$749.11	\$46.02	\$795.13
28	\$756.20	\$46.94	\$803.15
29	\$761.55	\$47.88	\$809.43
30	\$509.63	\$48.84	\$558.47
Total	\$18,207.27	\$1,115.73	\$19,323.00

Assessment Roll
Hackberry Hidden Cove Public Improvement District No. 2
City of Hackberry, Texas

Tax Parcel	R527707
Lot No.	Lot 04
Block	Blk I
 Assessment	 \$5,793.18

Annual Installment Per Lot

Year	Annual Assessment	Annual Collection Costs	Total
1	\$261.93	\$27.50	\$289.43
2	\$523.86	\$28.05	\$551.91
3	\$523.86	\$28.61	\$552.48
4	\$523.86	\$29.19	\$553.05
5	\$523.86	\$29.77	\$553.63
6	\$523.86	\$30.37	\$554.23
7	\$523.86	\$30.97	\$554.83
8	\$523.86	\$31.59	\$555.45
9	\$530.46	\$32.22	\$562.69
10	\$540.87	\$32.87	\$573.74
11	\$552.49	\$33.53	\$586.01
12	\$565.12	\$34.20	\$599.31
13	\$577.46	\$34.88	\$612.34
14	\$590.52	\$35.58	\$626.09
15	\$604.09	\$36.29	\$640.38
16	\$619.09	\$37.02	\$656.10
17	\$631.90	\$37.76	\$669.66
18	\$646.94	\$38.51	\$685.45
19	\$662.71	\$39.28	\$701.99
20	\$676.70	\$40.07	\$716.77
21	\$689.92	\$40.87	\$730.79
22	\$702.18	\$41.68	\$743.86
23	\$713.27	\$42.52	\$755.79
24	\$722.99	\$43.37	\$766.36
25	\$733.36	\$44.24	\$777.59
26	\$741.76	\$45.12	\$786.88
27	\$749.11	\$46.02	\$795.13
28	\$756.20	\$46.94	\$803.15
29	\$761.55	\$47.88	\$809.43
30	\$509.63	\$48.84	\$558.47
Total	\$18,207.27	\$1,115.73	\$19,323.00

Assessment Roll
Hackberry Hidden Cove Public Improvement District No. 2
City of Hackberry, Texas

Tax Parcel	R527708
Lot No.	Lot 05
Block	Blk I
Assessment	\$5,793.18

Annual Installment Per Lot

Year	Annual Assessment	Annual Collection Costs	Total
1	\$261.93	\$27.50	\$289.43
2	\$523.86	\$28.05	\$551.91
3	\$523.86	\$28.61	\$552.48
4	\$523.86	\$29.19	\$553.05
5	\$523.86	\$29.77	\$553.63
6	\$523.86	\$30.37	\$554.23
7	\$523.86	\$30.97	\$554.83
8	\$523.86	\$31.59	\$555.45
9	\$530.46	\$32.22	\$562.69
10	\$540.87	\$32.87	\$573.74
11	\$552.49	\$33.53	\$586.01
12	\$565.12	\$34.20	\$599.31
13	\$577.46	\$34.88	\$612.34
14	\$590.52	\$35.58	\$626.09
15	\$604.09	\$36.29	\$640.38
16	\$619.09	\$37.02	\$656.10
17	\$631.90	\$37.76	\$669.66
18	\$646.94	\$38.51	\$685.45
19	\$662.71	\$39.28	\$701.99
20	\$676.70	\$40.07	\$716.77
21	\$689.92	\$40.87	\$730.79
22	\$702.18	\$41.68	\$743.86
23	\$713.27	\$42.52	\$755.79
24	\$722.99	\$43.37	\$766.36
25	\$733.36	\$44.24	\$777.59
26	\$741.76	\$45.12	\$786.88
27	\$749.11	\$46.02	\$795.13
28	\$756.20	\$46.94	\$803.15
29	\$761.55	\$47.88	\$809.43
30	\$509.63	\$48.84	\$558.47
Total	\$18,207.27	\$1,115.73	\$19,323.00

Assessment Roll
Hackberry Hidden Cove Public Improvement District No. 2
City of Hackberry, Texas

Tax Parcel	R527709
Lot No.	Lot 06
Block	Blk I
 Assessment	 \$5,793.18

Annual Installment Per Lot

Year	Annual Assessment	Annual Collection Costs	Total
1	\$261.93	\$27.50	\$289.43
2	\$523.86	\$28.05	\$551.91
3	\$523.86	\$28.61	\$552.48
4	\$523.86	\$29.19	\$553.05
5	\$523.86	\$29.77	\$553.63
6	\$523.86	\$30.37	\$554.23
7	\$523.86	\$30.97	\$554.83
8	\$523.86	\$31.59	\$555.45
9	\$530.46	\$32.22	\$562.69
10	\$540.87	\$32.87	\$573.74
11	\$552.49	\$33.53	\$586.01
12	\$565.12	\$34.20	\$599.31
13	\$577.46	\$34.88	\$612.34
14	\$590.52	\$35.58	\$626.09
15	\$604.09	\$36.29	\$640.38
16	\$619.09	\$37.02	\$656.10
17	\$631.90	\$37.76	\$669.66
18	\$646.94	\$38.51	\$685.45
19	\$662.71	\$39.28	\$701.99
20	\$676.70	\$40.07	\$716.77
21	\$689.92	\$40.87	\$730.79
22	\$702.18	\$41.68	\$743.86
23	\$713.27	\$42.52	\$755.79
24	\$722.99	\$43.37	\$766.36
25	\$733.36	\$44.24	\$777.59
26	\$741.76	\$45.12	\$786.88
27	\$749.11	\$46.02	\$795.13
28	\$756.20	\$46.94	\$803.15
29	\$761.55	\$47.88	\$809.43
30	\$509.63	\$48.84	\$558.47
Total	\$18,207.27	\$1,115.73	\$19,323.00

Assessment Roll
Hackberry Hidden Cove Public Improvement District No. 2
City of Hackberry, Texas

Tax Parcel	R527710
Lot No.	Lot 07
Block	Blk I
Assessment	\$5,793.18

Annual Installment Per Lot

Year	Annual Assessment	Annual Collection Costs	Total
1	\$261.93	\$27.50	\$289.43
2	\$523.86	\$28.05	\$551.91
3	\$523.86	\$28.61	\$552.48
4	\$523.86	\$29.19	\$553.05
5	\$523.86	\$29.77	\$553.63
6	\$523.86	\$30.37	\$554.23
7	\$523.86	\$30.97	\$554.83
8	\$523.86	\$31.59	\$555.45
9	\$530.46	\$32.22	\$562.69
10	\$540.87	\$32.87	\$573.74
11	\$552.49	\$33.53	\$586.01
12	\$565.12	\$34.20	\$599.31
13	\$577.46	\$34.88	\$612.34
14	\$590.52	\$35.58	\$626.09
15	\$604.09	\$36.29	\$640.38
16	\$619.09	\$37.02	\$656.10
17	\$631.90	\$37.76	\$669.66
18	\$646.94	\$38.51	\$685.45
19	\$662.71	\$39.28	\$701.99
20	\$676.70	\$40.07	\$716.77
21	\$689.92	\$40.87	\$730.79
22	\$702.18	\$41.68	\$743.86
23	\$713.27	\$42.52	\$755.79
24	\$722.99	\$43.37	\$766.36
25	\$733.36	\$44.24	\$777.59
26	\$741.76	\$45.12	\$786.88
27	\$749.11	\$46.02	\$795.13
28	\$756.20	\$46.94	\$803.15
29	\$761.55	\$47.88	\$809.43
30	\$509.63	\$48.84	\$558.47
Total	\$18,207.27	\$1,115.73	\$19,323.00

Assessment Roll
Hackberry Hidden Cove Public Improvement District No. 2
City of Hackberry, Texas

Tax Parcel	R527711
Lot No.	Lot 08
Block	Blk I
Assessment	\$5,793.18

Annual Installment Per Lot

Year	Annual Assessment	Annual Collection Costs	Total
1	\$261.93	\$27.50	\$289.43
2	\$523.86	\$28.05	\$551.91
3	\$523.86	\$28.61	\$552.48
4	\$523.86	\$29.19	\$553.05
5	\$523.86	\$29.77	\$553.63
6	\$523.86	\$30.37	\$554.23
7	\$523.86	\$30.97	\$554.83
8	\$523.86	\$31.59	\$555.45
9	\$530.46	\$32.22	\$562.69
10	\$540.87	\$32.87	\$573.74
11	\$552.49	\$33.53	\$586.01
12	\$565.12	\$34.20	\$599.31
13	\$577.46	\$34.88	\$612.34
14	\$590.52	\$35.58	\$626.09
15	\$604.09	\$36.29	\$640.38
16	\$619.09	\$37.02	\$656.10
17	\$631.90	\$37.76	\$669.66
18	\$646.94	\$38.51	\$685.45
19	\$662.71	\$39.28	\$701.99
20	\$676.70	\$40.07	\$716.77
21	\$689.92	\$40.87	\$730.79
22	\$702.18	\$41.68	\$743.86
23	\$713.27	\$42.52	\$755.79
24	\$722.99	\$43.37	\$766.36
25	\$733.36	\$44.24	\$777.59
26	\$741.76	\$45.12	\$786.88
27	\$749.11	\$46.02	\$795.13
28	\$756.20	\$46.94	\$803.15
29	\$761.55	\$47.88	\$809.43
30	\$509.63	\$48.84	\$558.47
Total	\$18,207.27	\$1,115.73	\$19,323.00

Assessment Roll
Hackberry Hidden Cove Public Improvement District No. 2
City of Hackberry, Texas

Tax Parcel	R527712
Lot No.	Lot 09
Block	Blk I
 Assessment	 \$5,793.18

Annual Installment Per Lot

Year	Annual Assessment	Annual Collection Costs	Total
1	\$261.93	\$27.50	\$289.43
2	\$523.86	\$28.05	\$551.91
3	\$523.86	\$28.61	\$552.48
4	\$523.86	\$29.19	\$553.05
5	\$523.86	\$29.77	\$553.63
6	\$523.86	\$30.37	\$554.23
7	\$523.86	\$30.97	\$554.83
8	\$523.86	\$31.59	\$555.45
9	\$530.46	\$32.22	\$562.69
10	\$540.87	\$32.87	\$573.74
11	\$552.49	\$33.53	\$586.01
12	\$565.12	\$34.20	\$599.31
13	\$577.46	\$34.88	\$612.34
14	\$590.52	\$35.58	\$626.09
15	\$604.09	\$36.29	\$640.38
16	\$619.09	\$37.02	\$656.10
17	\$631.90	\$37.76	\$669.66
18	\$646.94	\$38.51	\$685.45
19	\$662.71	\$39.28	\$701.99
20	\$676.70	\$40.07	\$716.77
21	\$689.92	\$40.87	\$730.79
22	\$702.18	\$41.68	\$743.86
23	\$713.27	\$42.52	\$755.79
24	\$722.99	\$43.37	\$766.36
25	\$733.36	\$44.24	\$777.59
26	\$741.76	\$45.12	\$786.88
27	\$749.11	\$46.02	\$795.13
28	\$756.20	\$46.94	\$803.15
29	\$761.55	\$47.88	\$809.43
30	\$509.63	\$48.84	\$558.47
Total	\$18,207.27	\$1,115.73	\$19,323.00

Assessment Roll
Hackberry Hidden Cove Public Improvement District No. 2
City of Hackberry, Texas

Tax Parcel	R527713
Lot No.	Lot 10
Block	Blk I
Assessment	\$5,793.18

Annual Installment Per Lot

Year	Annual Assessment	Annual Collection Costs	Total
1	\$261.93	\$27.50	\$289.43
2	\$523.86	\$28.05	\$551.91
3	\$523.86	\$28.61	\$552.48
4	\$523.86	\$29.19	\$553.05
5	\$523.86	\$29.77	\$553.63
6	\$523.86	\$30.37	\$554.23
7	\$523.86	\$30.97	\$554.83
8	\$523.86	\$31.59	\$555.45
9	\$530.46	\$32.22	\$562.69
10	\$540.87	\$32.87	\$573.74
11	\$552.49	\$33.53	\$586.01
12	\$565.12	\$34.20	\$599.31
13	\$577.46	\$34.88	\$612.34
14	\$590.52	\$35.58	\$626.09
15	\$604.09	\$36.29	\$640.38
16	\$619.09	\$37.02	\$656.10
17	\$631.90	\$37.76	\$669.66
18	\$646.94	\$38.51	\$685.45
19	\$662.71	\$39.28	\$701.99
20	\$676.70	\$40.07	\$716.77
21	\$689.92	\$40.87	\$730.79
22	\$702.18	\$41.68	\$743.86
23	\$713.27	\$42.52	\$755.79
24	\$722.99	\$43.37	\$766.36
25	\$733.36	\$44.24	\$777.59
26	\$741.76	\$45.12	\$786.88
27	\$749.11	\$46.02	\$795.13
28	\$756.20	\$46.94	\$803.15
29	\$761.55	\$47.88	\$809.43
30	\$509.63	\$48.84	\$558.47
Total	\$18,207.27	\$1,115.73	\$19,323.00

Assessment Roll
Hackberry Hidden Cove Public Improvement District No. 2
City of Hackberry, Texas

Tax Parcel	R527714
Lot No.	Lot 11
Block	Blk I
 Assessment	 \$5,793.18

Annual Installment Per Lot

Year	Annual Assessment	Annual Collection Costs	Total
1	\$261.93	\$27.50	\$289.43
2	\$523.86	\$28.05	\$551.91
3	\$523.86	\$28.61	\$552.48
4	\$523.86	\$29.19	\$553.05
5	\$523.86	\$29.77	\$553.63
6	\$523.86	\$30.37	\$554.23
7	\$523.86	\$30.97	\$554.83
8	\$523.86	\$31.59	\$555.45
9	\$530.46	\$32.22	\$562.69
10	\$540.87	\$32.87	\$573.74
11	\$552.49	\$33.53	\$586.01
12	\$565.12	\$34.20	\$599.31
13	\$577.46	\$34.88	\$612.34
14	\$590.52	\$35.58	\$626.09
15	\$604.09	\$36.29	\$640.38
16	\$619.09	\$37.02	\$656.10
17	\$631.90	\$37.76	\$669.66
18	\$646.94	\$38.51	\$685.45
19	\$662.71	\$39.28	\$701.99
20	\$676.70	\$40.07	\$716.77
21	\$689.92	\$40.87	\$730.79
22	\$702.18	\$41.68	\$743.86
23	\$713.27	\$42.52	\$755.79
24	\$722.99	\$43.37	\$766.36
25	\$733.36	\$44.24	\$777.59
26	\$741.76	\$45.12	\$786.88
27	\$749.11	\$46.02	\$795.13
28	\$756.20	\$46.94	\$803.15
29	\$761.55	\$47.88	\$809.43
30	\$509.63	\$48.84	\$558.47
Total	\$18,207.27	\$1,115.73	\$19,323.00

Assessment Roll
Hackberry Hidden Cove Public Improvement District No. 2
City of Hackberry, Texas

Tax Parcel	R527715
Lot No.	Lot 12
Block	Blk I
 Assessment	 \$5,793.18

Annual Installment Per Lot

Year	Annual Assessment	Annual Collection Costs	Total
1	\$261.93	\$27.50	\$289.43
2	\$523.86	\$28.05	\$551.91
3	\$523.86	\$28.61	\$552.48
4	\$523.86	\$29.19	\$553.05
5	\$523.86	\$29.77	\$553.63
6	\$523.86	\$30.37	\$554.23
7	\$523.86	\$30.97	\$554.83
8	\$523.86	\$31.59	\$555.45
9	\$530.46	\$32.22	\$562.69
10	\$540.87	\$32.87	\$573.74
11	\$552.49	\$33.53	\$586.01
12	\$565.12	\$34.20	\$599.31
13	\$577.46	\$34.88	\$612.34
14	\$590.52	\$35.58	\$626.09
15	\$604.09	\$36.29	\$640.38
16	\$619.09	\$37.02	\$656.10
17	\$631.90	\$37.76	\$669.66
18	\$646.94	\$38.51	\$685.45
19	\$662.71	\$39.28	\$701.99
20	\$676.70	\$40.07	\$716.77
21	\$689.92	\$40.87	\$730.79
22	\$702.18	\$41.68	\$743.86
23	\$713.27	\$42.52	\$755.79
24	\$722.99	\$43.37	\$766.36
25	\$733.36	\$44.24	\$777.59
26	\$741.76	\$45.12	\$786.88
27	\$749.11	\$46.02	\$795.13
28	\$756.20	\$46.94	\$803.15
29	\$761.55	\$47.88	\$809.43
30	\$509.63	\$48.84	\$558.47
Total	\$18,207.27	\$1,115.73	\$19,323.00

Assessment Roll
Hackberry Hidden Cove Public Improvement District No. 2
City of Hackberry, Texas

Tax Parcel	R527716
Lot No.	Lot 13
Block	Blk I
 Assessment	 \$5,793.18

Annual Installment Per Lot

Year	Annual Assessment	Annual Collection Costs	Total
1	\$261.93	\$27.50	\$289.43
2	\$523.86	\$28.05	\$551.91
3	\$523.86	\$28.61	\$552.48
4	\$523.86	\$29.19	\$553.05
5	\$523.86	\$29.77	\$553.63
6	\$523.86	\$30.37	\$554.23
7	\$523.86	\$30.97	\$554.83
8	\$523.86	\$31.59	\$555.45
9	\$530.46	\$32.22	\$562.69
10	\$540.87	\$32.87	\$573.74
11	\$552.49	\$33.53	\$586.01
12	\$565.12	\$34.20	\$599.31
13	\$577.46	\$34.88	\$612.34
14	\$590.52	\$35.58	\$626.09
15	\$604.09	\$36.29	\$640.38
16	\$619.09	\$37.02	\$656.10
17	\$631.90	\$37.76	\$669.66
18	\$646.94	\$38.51	\$685.45
19	\$662.71	\$39.28	\$701.99
20	\$676.70	\$40.07	\$716.77
21	\$689.92	\$40.87	\$730.79
22	\$702.18	\$41.68	\$743.86
23	\$713.27	\$42.52	\$755.79
24	\$722.99	\$43.37	\$766.36
25	\$733.36	\$44.24	\$777.59
26	\$741.76	\$45.12	\$786.88
27	\$749.11	\$46.02	\$795.13
28	\$756.20	\$46.94	\$803.15
29	\$761.55	\$47.88	\$809.43
30	\$509.63	\$48.84	\$558.47
Total	\$18,207.27	\$1,115.73	\$19,323.00

Assessment Roll
Hackberry Hidden Cove Public Improvement District No. 2
City of Hackberry, Texas

Tax Parcel	R527717
Lot No.	Lot 14
Block	Blk I
Assessment	\$5,793.18

Annual Installment Per Lot

Year	Annual Assessment	Annual Collection Costs	Total
1	\$261.93	\$27.50	\$289.43
2	\$523.86	\$28.05	\$551.91
3	\$523.86	\$28.61	\$552.48
4	\$523.86	\$29.19	\$553.05
5	\$523.86	\$29.77	\$553.63
6	\$523.86	\$30.37	\$554.23
7	\$523.86	\$30.97	\$554.83
8	\$523.86	\$31.59	\$555.45
9	\$530.46	\$32.22	\$562.69
10	\$540.87	\$32.87	\$573.74
11	\$552.49	\$33.53	\$586.01
12	\$565.12	\$34.20	\$599.31
13	\$577.46	\$34.88	\$612.34
14	\$590.52	\$35.58	\$626.09
15	\$604.09	\$36.29	\$640.38
16	\$619.09	\$37.02	\$656.10
17	\$631.90	\$37.76	\$669.66
18	\$646.94	\$38.51	\$685.45
19	\$662.71	\$39.28	\$701.99
20	\$676.70	\$40.07	\$716.77
21	\$689.92	\$40.87	\$730.79
22	\$702.18	\$41.68	\$743.86
23	\$713.27	\$42.52	\$755.79
24	\$722.99	\$43.37	\$766.36
25	\$733.36	\$44.24	\$777.59
26	\$741.76	\$45.12	\$786.88
27	\$749.11	\$46.02	\$795.13
28	\$756.20	\$46.94	\$803.15
29	\$761.55	\$47.88	\$809.43
30	\$509.63	\$48.84	\$558.47
Total	\$18,207.27	\$1,115.73	\$19,323.00

Assessment Roll
Hackberry Hidden Cove Public Improvement District No. 2
City of Hackberry, Texas

Tax Parcel	R527718
Lot No.	Lot 15
Block	Blk I
 Assessment	 \$5,793.18

Annual Installment Per Lot

Year	Annual Assessment	Annual Collection Costs	Total
1	\$261.93	\$27.50	\$289.43
2	\$523.86	\$28.05	\$551.91
3	\$523.86	\$28.61	\$552.48
4	\$523.86	\$29.19	\$553.05
5	\$523.86	\$29.77	\$553.63
6	\$523.86	\$30.37	\$554.23
7	\$523.86	\$30.97	\$554.83
8	\$523.86	\$31.59	\$555.45
9	\$530.46	\$32.22	\$562.69
10	\$540.87	\$32.87	\$573.74
11	\$552.49	\$33.53	\$586.01
12	\$565.12	\$34.20	\$599.31
13	\$577.46	\$34.88	\$612.34
14	\$590.52	\$35.58	\$626.09
15	\$604.09	\$36.29	\$640.38
16	\$619.09	\$37.02	\$656.10
17	\$631.90	\$37.76	\$669.66
18	\$646.94	\$38.51	\$685.45
19	\$662.71	\$39.28	\$701.99
20	\$676.70	\$40.07	\$716.77
21	\$689.92	\$40.87	\$730.79
22	\$702.18	\$41.68	\$743.86
23	\$713.27	\$42.52	\$755.79
24	\$722.99	\$43.37	\$766.36
25	\$733.36	\$44.24	\$777.59
26	\$741.76	\$45.12	\$786.88
27	\$749.11	\$46.02	\$795.13
28	\$756.20	\$46.94	\$803.15
29	\$761.55	\$47.88	\$809.43
30	\$509.63	\$48.84	\$558.47
Total	\$18,207.27	\$1,115.73	\$19,323.00

Assessment Roll
Hackberry Hidden Cove Public Improvement District No. 2
City of Hackberry, Texas

Tax Parcel	R527719
Lot No.	Lot 16
Block	Blk I
 Assessment	 \$5,793.18

Annual Installment Per Lot

Year	Annual Assessment	Annual Collection Costs	Total
1	\$261.93	\$27.50	\$289.43
2	\$523.86	\$28.05	\$551.91
3	\$523.86	\$28.61	\$552.48
4	\$523.86	\$29.19	\$553.05
5	\$523.86	\$29.77	\$553.63
6	\$523.86	\$30.37	\$554.23
7	\$523.86	\$30.97	\$554.83
8	\$523.86	\$31.59	\$555.45
9	\$530.46	\$32.22	\$562.69
10	\$540.87	\$32.87	\$573.74
11	\$552.49	\$33.53	\$586.01
12	\$565.12	\$34.20	\$599.31
13	\$577.46	\$34.88	\$612.34
14	\$590.52	\$35.58	\$626.09
15	\$604.09	\$36.29	\$640.38
16	\$619.09	\$37.02	\$656.10
17	\$631.90	\$37.76	\$669.66
18	\$646.94	\$38.51	\$685.45
19	\$662.71	\$39.28	\$701.99
20	\$676.70	\$40.07	\$716.77
21	\$689.92	\$40.87	\$730.79
22	\$702.18	\$41.68	\$743.86
23	\$713.27	\$42.52	\$755.79
24	\$722.99	\$43.37	\$766.36
25	\$733.36	\$44.24	\$777.59
26	\$741.76	\$45.12	\$786.88
27	\$749.11	\$46.02	\$795.13
28	\$756.20	\$46.94	\$803.15
29	\$761.55	\$47.88	\$809.43
30	\$509.63	\$48.84	\$558.47
Total	\$18,207.27	\$1,115.73	\$19,323.00

Assessment Roll
Hackberry Hidden Cove Public Improvement District No. 2
City of Hackberry, Texas

Tax Parcel	R527720
Lot No.	Lot 17
Block	Blk I
 Assessment	 \$5,793.18

Annual Installment Per Lot

Year	Annual Assessment	Annual Collection Costs	Total
1	\$261.93	\$27.50	\$289.43
2	\$523.86	\$28.05	\$551.91
3	\$523.86	\$28.61	\$552.48
4	\$523.86	\$29.19	\$553.05
5	\$523.86	\$29.77	\$553.63
6	\$523.86	\$30.37	\$554.23
7	\$523.86	\$30.97	\$554.83
8	\$523.86	\$31.59	\$555.45
9	\$530.46	\$32.22	\$562.69
10	\$540.87	\$32.87	\$573.74
11	\$552.49	\$33.53	\$586.01
12	\$565.12	\$34.20	\$599.31
13	\$577.46	\$34.88	\$612.34
14	\$590.52	\$35.58	\$626.09
15	\$604.09	\$36.29	\$640.38
16	\$619.09	\$37.02	\$656.10
17	\$631.90	\$37.76	\$669.66
18	\$646.94	\$38.51	\$685.45
19	\$662.71	\$39.28	\$701.99
20	\$676.70	\$40.07	\$716.77
21	\$689.92	\$40.87	\$730.79
22	\$702.18	\$41.68	\$743.86
23	\$713.27	\$42.52	\$755.79
24	\$722.99	\$43.37	\$766.36
25	\$733.36	\$44.24	\$777.59
26	\$741.76	\$45.12	\$786.88
27	\$749.11	\$46.02	\$795.13
28	\$756.20	\$46.94	\$803.15
29	\$761.55	\$47.88	\$809.43
30	\$509.63	\$48.84	\$558.47
Total	\$18,207.27	\$1,115.73	\$19,323.00

Assessment Roll
Hackberry Hidden Cove Public Improvement District No. 2
City of Hackberry, Texas

Tax Parcel	R527721
Lot No.	Lot 18
Block	Blk I
 Assessment	 \$5,793.18

Annual Installment Per Lot

Year	Annual Assessment	Annual Collection Costs	Total
1	\$261.93	\$27.50	\$289.43
2	\$523.86	\$28.05	\$551.91
3	\$523.86	\$28.61	\$552.48
4	\$523.86	\$29.19	\$553.05
5	\$523.86	\$29.77	\$553.63
6	\$523.86	\$30.37	\$554.23
7	\$523.86	\$30.97	\$554.83
8	\$523.86	\$31.59	\$555.45
9	\$530.46	\$32.22	\$562.69
10	\$540.87	\$32.87	\$573.74
11	\$552.49	\$33.53	\$586.01
12	\$565.12	\$34.20	\$599.31
13	\$577.46	\$34.88	\$612.34
14	\$590.52	\$35.58	\$626.09
15	\$604.09	\$36.29	\$640.38
16	\$619.09	\$37.02	\$656.10
17	\$631.90	\$37.76	\$669.66
18	\$646.94	\$38.51	\$685.45
19	\$662.71	\$39.28	\$701.99
20	\$676.70	\$40.07	\$716.77
21	\$689.92	\$40.87	\$730.79
22	\$702.18	\$41.68	\$743.86
23	\$713.27	\$42.52	\$755.79
24	\$722.99	\$43.37	\$766.36
25	\$733.36	\$44.24	\$777.59
26	\$741.76	\$45.12	\$786.88
27	\$749.11	\$46.02	\$795.13
28	\$756.20	\$46.94	\$803.15
29	\$761.55	\$47.88	\$809.43
30	\$509.63	\$48.84	\$558.47
Total	\$18,207.27	\$1,115.73	\$19,323.00

Assessment Roll
Hackberry Hidden Cove Public Improvement District No. 2
City of Hackberry, Texas

Tax Parcel	R527722
Lot No.	Lot 19
Block	Blk I
Assessment	\$5,793.18

Annual Installment Per Lot

Year	Annual		Total
	Assessment	Collection Costs	
1	\$261.93	\$27.50	\$289.43
2	\$523.86	\$28.05	\$551.91
3	\$523.86	\$28.61	\$552.48
4	\$523.86	\$29.19	\$553.05
5	\$523.86	\$29.77	\$553.63
6	\$523.86	\$30.37	\$554.23
7	\$523.86	\$30.97	\$554.83
8	\$523.86	\$31.59	\$555.45
9	\$530.46	\$32.22	\$562.69
10	\$540.87	\$32.87	\$573.74
11	\$552.49	\$33.53	\$586.01
12	\$565.12	\$34.20	\$599.31
13	\$577.46	\$34.88	\$612.34
14	\$590.52	\$35.58	\$626.09
15	\$604.09	\$36.29	\$640.38
16	\$619.09	\$37.02	\$656.10
17	\$631.90	\$37.76	\$669.66
18	\$646.94	\$38.51	\$685.45
19	\$662.71	\$39.28	\$701.99
20	\$676.70	\$40.07	\$716.77
21	\$689.92	\$40.87	\$730.79
22	\$702.18	\$41.68	\$743.86
23	\$713.27	\$42.52	\$755.79
24	\$722.99	\$43.37	\$766.36
25	\$733.36	\$44.24	\$777.59
26	\$741.76	\$45.12	\$786.88
27	\$749.11	\$46.02	\$795.13
28	\$756.20	\$46.94	\$803.15
29	\$761.55	\$47.88	\$809.43
30	\$509.63	\$48.84	\$558.47
Total	\$18,207.27	\$1,115.73	\$19,323.00

Assessment Roll
Hackberry Hidden Cove Public Improvement District No. 2
City of Hackberry, Texas

Tax Parcel	R527723
Lot No.	Lot 01
Block	Blk J
 Assessment	 \$5,793.18

Annual Installment Per Lot

Year	Annual Assessment	Annual Collection Costs	Total
1	\$261.93	\$27.50	\$289.43
2	\$523.86	\$28.05	\$551.91
3	\$523.86	\$28.61	\$552.48
4	\$523.86	\$29.19	\$553.05
5	\$523.86	\$29.77	\$553.63
6	\$523.86	\$30.37	\$554.23
7	\$523.86	\$30.97	\$554.83
8	\$523.86	\$31.59	\$555.45
9	\$530.46	\$32.22	\$562.69
10	\$540.87	\$32.87	\$573.74
11	\$552.49	\$33.53	\$586.01
12	\$565.12	\$34.20	\$599.31
13	\$577.46	\$34.88	\$612.34
14	\$590.52	\$35.58	\$626.09
15	\$604.09	\$36.29	\$640.38
16	\$619.09	\$37.02	\$656.10
17	\$631.90	\$37.76	\$669.66
18	\$646.94	\$38.51	\$685.45
19	\$662.71	\$39.28	\$701.99
20	\$676.70	\$40.07	\$716.77
21	\$689.92	\$40.87	\$730.79
22	\$702.18	\$41.68	\$743.86
23	\$713.27	\$42.52	\$755.79
24	\$722.99	\$43.37	\$766.36
25	\$733.36	\$44.24	\$777.59
26	\$741.76	\$45.12	\$786.88
27	\$749.11	\$46.02	\$795.13
28	\$756.20	\$46.94	\$803.15
29	\$761.55	\$47.88	\$809.43
30	\$509.63	\$48.84	\$558.47
Total	\$18,207.27	\$1,115.73	\$19,323.00

Assessment Roll
Hackberry Hidden Cove Public Improvement District No. 2
City of Hackberry, Texas

Tax Parcel	R527725
Lot No.	Lot 02
Block	Blk J
Assessment	\$5,793.18

Annual Installment Per Lot

Year	Annual Assessment	Annual Collection Costs	Total
1	\$261.93	\$27.50	\$289.43
2	\$523.86	\$28.05	\$551.91
3	\$523.86	\$28.61	\$552.48
4	\$523.86	\$29.19	\$553.05
5	\$523.86	\$29.77	\$553.63
6	\$523.86	\$30.37	\$554.23
7	\$523.86	\$30.97	\$554.83
8	\$523.86	\$31.59	\$555.45
9	\$530.46	\$32.22	\$562.69
10	\$540.87	\$32.87	\$573.74
11	\$552.49	\$33.53	\$586.01
12	\$565.12	\$34.20	\$599.31
13	\$577.46	\$34.88	\$612.34
14	\$590.52	\$35.58	\$626.09
15	\$604.09	\$36.29	\$640.38
16	\$619.09	\$37.02	\$656.10
17	\$631.90	\$37.76	\$669.66
18	\$646.94	\$38.51	\$685.45
19	\$662.71	\$39.28	\$701.99
20	\$676.70	\$40.07	\$716.77
21	\$689.92	\$40.87	\$730.79
22	\$702.18	\$41.68	\$743.86
23	\$713.27	\$42.52	\$755.79
24	\$722.99	\$43.37	\$766.36
25	\$733.36	\$44.24	\$777.59
26	\$741.76	\$45.12	\$786.88
27	\$749.11	\$46.02	\$795.13
28	\$756.20	\$46.94	\$803.15
29	\$761.55	\$47.88	\$809.43
30	\$509.63	\$48.84	\$558.47
Total	\$18,207.27	\$1,115.73	\$19,323.00

Assessment Roll
Hackberry Hidden Cove Public Improvement District No. 2
City of Hackberry, Texas

Tax Parcel	R527726
Lot No.	Lot 03
Block	Blk J
Assessment	\$5,793.18

Annual Installment Per Lot

	Annual Assessment	Annual Collection Costs	Annual Collection	Total
1	\$261.93	\$27.50		\$289.43
2	\$523.86	\$28.05		\$551.91
3	\$523.86	\$28.61		\$552.48
4	\$523.86	\$29.19		\$553.05
5	\$523.86	\$29.77		\$553.63
6	\$523.86	\$30.37		\$554.23
7	\$523.86	\$30.97		\$554.83
8	\$523.86	\$31.59		\$555.45
9	\$530.46	\$32.22		\$562.69
10	\$540.87	\$32.87		\$573.74
11	\$552.49	\$33.53		\$586.01
12	\$565.12	\$34.20		\$599.31
13	\$577.46	\$34.88		\$612.34
14	\$590.52	\$35.58		\$626.09
15	\$604.09	\$36.29		\$640.38
16	\$619.09	\$37.02		\$656.10
17	\$631.90	\$37.76		\$669.66
18	\$646.94	\$38.51		\$685.45
19	\$662.71	\$39.28		\$701.99
20	\$676.70	\$40.07		\$716.77
21	\$689.92	\$40.87		\$730.79
22	\$702.18	\$41.68		\$743.86
23	\$713.27	\$42.52		\$755.79
24	\$722.99	\$43.37		\$766.36
25	\$733.36	\$44.24		\$777.59
26	\$741.76	\$45.12		\$786.88
27	\$749.11	\$46.02		\$795.13
28	\$756.20	\$46.94		\$803.15
29	\$761.55	\$47.88		\$809.43
30	\$509.63	\$48.84		\$558.47
Total	\$18,207.27	\$1,115.73		\$19,323.00

Assessment Roll
Hackberry Hidden Cove Public Improvement District No. 2
City of Hackberry, Texas

Tax Parcel	R527728
Lot No.	Lot 05
Block	Blk J
 Assessment	 \$5,793.18

Annual Installment Per Lot

Year	Annual Assessment	Annual Collection Costs	Total
1	\$261.93	\$27.50	\$289.43
2	\$523.86	\$28.05	\$551.91
3	\$523.86	\$28.61	\$552.48
4	\$523.86	\$29.19	\$553.05
5	\$523.86	\$29.77	\$553.63
6	\$523.86	\$30.37	\$554.23
7	\$523.86	\$30.97	\$554.83
8	\$523.86	\$31.59	\$555.45
9	\$530.46	\$32.22	\$562.69
10	\$540.87	\$32.87	\$573.74
11	\$552.49	\$33.53	\$586.01
12	\$565.12	\$34.20	\$599.31
13	\$577.46	\$34.88	\$612.34
14	\$590.52	\$35.58	\$626.09
15	\$604.09	\$36.29	\$640.38
16	\$619.09	\$37.02	\$656.10
17	\$631.90	\$37.76	\$669.66
18	\$646.94	\$38.51	\$685.45
19	\$662.71	\$39.28	\$701.99
20	\$676.70	\$40.07	\$716.77
21	\$689.92	\$40.87	\$730.79
22	\$702.18	\$41.68	\$743.86
23	\$713.27	\$42.52	\$755.79
24	\$722.99	\$43.37	\$766.36
25	\$733.36	\$44.24	\$777.59
26	\$741.76	\$45.12	\$786.88
27	\$749.11	\$46.02	\$795.13
28	\$756.20	\$46.94	\$803.15
29	\$761.55	\$47.88	\$809.43
30	\$509.63	\$48.84	\$558.47
Total	\$18,207.27	\$1,115.73	\$19,323.00

Assessment Roll
Hackberry Hidden Cove Public Improvement District No. 2
City of Hackberry, Texas

Tax Parcel	R527729
Lot No.	Lot 06
Block	Blk J
 Assessment	 \$5,793.18

Annual Installment Per Lot

Year	Annual Assessment	Annual Collection Costs	Total
1	\$261.93	\$27.50	\$289.43
2	\$523.86	\$28.05	\$551.91
3	\$523.86	\$28.61	\$552.48
4	\$523.86	\$29.19	\$553.05
5	\$523.86	\$29.77	\$553.63
6	\$523.86	\$30.37	\$554.23
7	\$523.86	\$30.97	\$554.83
8	\$523.86	\$31.59	\$555.45
9	\$530.46	\$32.22	\$562.69
10	\$540.87	\$32.87	\$573.74
11	\$552.49	\$33.53	\$586.01
12	\$565.12	\$34.20	\$599.31
13	\$577.46	\$34.88	\$612.34
14	\$590.52	\$35.58	\$626.09
15	\$604.09	\$36.29	\$640.38
16	\$619.09	\$37.02	\$656.10
17	\$631.90	\$37.76	\$669.66
18	\$646.94	\$38.51	\$685.45
19	\$662.71	\$39.28	\$701.99
20	\$676.70	\$40.07	\$716.77
21	\$689.92	\$40.87	\$730.79
22	\$702.18	\$41.68	\$743.86
23	\$713.27	\$42.52	\$755.79
24	\$722.99	\$43.37	\$766.36
25	\$733.36	\$44.24	\$777.59
26	\$741.76	\$45.12	\$786.88
27	\$749.11	\$46.02	\$795.13
28	\$756.20	\$46.94	\$803.15
29	\$761.55	\$47.88	\$809.43
30	\$509.63	\$48.84	\$558.47
Total	\$18,207.27	\$1,115.73	\$19,323.00

Assessment Roll
Hackberry Hidden Cove Public Improvement District No. 2
City of Hackberry, Texas

Tax Parcel	R527730
Lot No.	Lot 07
Block	Blk J
Assessment	\$5,793.18

Annual Installment Per Lot

Year	Annual Assessment	Annual Collection Costs	Total
1	\$261.93	\$27.50	\$289.43
2	\$523.86	\$28.05	\$551.91
3	\$523.86	\$28.61	\$552.48
4	\$523.86	\$29.19	\$553.05
5	\$523.86	\$29.77	\$553.63
6	\$523.86	\$30.37	\$554.23
7	\$523.86	\$30.97	\$554.83
8	\$523.86	\$31.59	\$555.45
9	\$530.46	\$32.22	\$562.69
10	\$540.87	\$32.87	\$573.74
11	\$552.49	\$33.53	\$586.01
12	\$565.12	\$34.20	\$599.31
13	\$577.46	\$34.88	\$612.34
14	\$590.52	\$35.58	\$626.09
15	\$604.09	\$36.29	\$640.38
16	\$619.09	\$37.02	\$656.10
17	\$631.90	\$37.76	\$669.66
18	\$646.94	\$38.51	\$685.45
19	\$662.71	\$39.28	\$701.99
20	\$676.70	\$40.07	\$716.77
21	\$689.92	\$40.87	\$730.79
22	\$702.18	\$41.68	\$743.86
23	\$713.27	\$42.52	\$755.79
24	\$722.99	\$43.37	\$766.36
25	\$733.36	\$44.24	\$777.59
26	\$741.76	\$45.12	\$786.88
27	\$749.11	\$46.02	\$795.13
28	\$756.20	\$46.94	\$803.15
29	\$761.55	\$47.88	\$809.43
30	\$509.63	\$48.84	\$558.47
Total	\$18,207.27	\$1,115.73	\$19,323.00

Assessment Roll
Hackberry Hidden Cove Public Improvement District No. 2
City of Hackberry, Texas

Tax Parcel	R527731
Lot No.	Lot 08
Block	Blk J
 Assessment	 \$5,793.18

Annual Installment Per Lot

Year	Annual Assessment	Annual Collection Costs	Total
1	\$261.93	\$27.50	\$289.43
2	\$523.86	\$28.05	\$551.91
3	\$523.86	\$28.61	\$552.48
4	\$523.86	\$29.19	\$553.05
5	\$523.86	\$29.77	\$553.63
6	\$523.86	\$30.37	\$554.23
7	\$523.86	\$30.97	\$554.83
8	\$523.86	\$31.59	\$555.45
9	\$530.46	\$32.22	\$562.69
10	\$540.87	\$32.87	\$573.74
11	\$552.49	\$33.53	\$586.01
12	\$565.12	\$34.20	\$599.31
13	\$577.46	\$34.88	\$612.34
14	\$590.52	\$35.58	\$626.09
15	\$604.09	\$36.29	\$640.38
16	\$619.09	\$37.02	\$656.10
17	\$631.90	\$37.76	\$669.66
18	\$646.94	\$38.51	\$685.45
19	\$662.71	\$39.28	\$701.99
20	\$676.70	\$40.07	\$716.77
21	\$689.92	\$40.87	\$730.79
22	\$702.18	\$41.68	\$743.86
23	\$713.27	\$42.52	\$755.79
24	\$722.99	\$43.37	\$766.36
25	\$733.36	\$44.24	\$777.59
26	\$741.76	\$45.12	\$786.88
27	\$749.11	\$46.02	\$795.13
28	\$756.20	\$46.94	\$803.15
29	\$761.55	\$47.88	\$809.43
30	\$509.63	\$48.84	\$558.47
Total	\$18,207.27	\$1,115.73	\$19,323.00

Assessment Roll
Hackberry Hidden Cove Public Improvement District No. 2
City of Hackberry, Texas

Tax Parcel	R527732
Lot No.	Lot 09
Block	Blk J
Assessment	\$5,793.18

Annual Installment Per Lot

Year	Annual Assessment	Annual Collection Costs	Total
1	\$261.93	\$27.50	\$289.43
2	\$523.86	\$28.05	\$551.91
3	\$523.86	\$28.61	\$552.48
4	\$523.86	\$29.19	\$553.05
5	\$523.86	\$29.77	\$553.63
6	\$523.86	\$30.37	\$554.23
7	\$523.86	\$30.97	\$554.83
8	\$523.86	\$31.59	\$555.45
9	\$530.46	\$32.22	\$562.69
10	\$540.87	\$32.87	\$573.74
11	\$552.49	\$33.53	\$586.01
12	\$565.12	\$34.20	\$599.31
13	\$577.46	\$34.88	\$612.34
14	\$590.52	\$35.58	\$626.09
15	\$604.09	\$36.29	\$640.38
16	\$619.09	\$37.02	\$656.10
17	\$631.90	\$37.76	\$669.66
18	\$646.94	\$38.51	\$685.45
19	\$662.71	\$39.28	\$701.99
20	\$676.70	\$40.07	\$716.77
21	\$689.92	\$40.87	\$730.79
22	\$702.18	\$41.68	\$743.86
23	\$713.27	\$42.52	\$755.79
24	\$722.99	\$43.37	\$766.36
25	\$733.36	\$44.24	\$777.59
26	\$741.76	\$45.12	\$786.88
27	\$749.11	\$46.02	\$795.13
28	\$756.20	\$46.94	\$803.15
29	\$761.55	\$47.88	\$809.43
30	\$509.63	\$48.84	\$558.47
Total	\$18,207.27	\$1,115.73	\$19,323.00

Assessment Roll
Hackberry Hidden Cove Public Improvement District No. 2
City of Hackberry, Texas

Tax Parcel	R527733
Lot No.	Lot 10
Block	Blk J
 Assessment	 \$5,793.18

Annual Installment Per Lot

Year	Annual Assessment	Annual Collection Costs	Total
1	\$261.93	\$27.50	\$289.43
2	\$523.86	\$28.05	\$551.91
3	\$523.86	\$28.61	\$552.48
4	\$523.86	\$29.19	\$553.05
5	\$523.86	\$29.77	\$553.63
6	\$523.86	\$30.37	\$554.23
7	\$523.86	\$30.97	\$554.83
8	\$523.86	\$31.59	\$555.45
9	\$530.46	\$32.22	\$562.69
10	\$540.87	\$32.87	\$573.74
11	\$552.49	\$33.53	\$586.01
12	\$565.12	\$34.20	\$599.31
13	\$577.46	\$34.88	\$612.34
14	\$590.52	\$35.58	\$626.09
15	\$604.09	\$36.29	\$640.38
16	\$619.09	\$37.02	\$656.10
17	\$631.90	\$37.76	\$669.66
18	\$646.94	\$38.51	\$685.45
19	\$662.71	\$39.28	\$701.99
20	\$676.70	\$40.07	\$716.77
21	\$689.92	\$40.87	\$730.79
22	\$702.18	\$41.68	\$743.86
23	\$713.27	\$42.52	\$755.79
24	\$722.99	\$43.37	\$766.36
25	\$733.36	\$44.24	\$777.59
26	\$741.76	\$45.12	\$786.88
27	\$749.11	\$46.02	\$795.13
28	\$756.20	\$46.94	\$803.15
29	\$761.55	\$47.88	\$809.43
30	\$509.63	\$48.84	\$558.47
Total	\$18,207.27	\$1,115.73	\$19,323.00

Assessment Roll
Hackberry Hidden Cove Public Improvement District No. 2
City of Hackberry, Texas

Tax Parcel	R527734
Lot No.	Lot 11
Block	Blk J
 Assessment	 \$5,793.18

Annual Installment Per Lot

Year	Annual Assessment	Annual Collection Costs	Total
1	\$261.93	\$27.50	\$289.43
2	\$523.86	\$28.05	\$551.91
3	\$523.86	\$28.61	\$552.48
4	\$523.86	\$29.19	\$553.05
5	\$523.86	\$29.77	\$553.63
6	\$523.86	\$30.37	\$554.23
7	\$523.86	\$30.97	\$554.83
8	\$523.86	\$31.59	\$555.45
9	\$530.46	\$32.22	\$562.69
10	\$540.87	\$32.87	\$573.74
11	\$552.49	\$33.53	\$586.01
12	\$565.12	\$34.20	\$599.31
13	\$577.46	\$34.88	\$612.34
14	\$590.52	\$35.58	\$626.09
15	\$604.09	\$36.29	\$640.38
16	\$619.09	\$37.02	\$656.10
17	\$631.90	\$37.76	\$669.66
18	\$646.94	\$38.51	\$685.45
19	\$662.71	\$39.28	\$701.99
20	\$676.70	\$40.07	\$716.77
21	\$689.92	\$40.87	\$730.79
22	\$702.18	\$41.68	\$743.86
23	\$713.27	\$42.52	\$755.79
24	\$722.99	\$43.37	\$766.36
25	\$733.36	\$44.24	\$777.59
26	\$741.76	\$45.12	\$786.88
27	\$749.11	\$46.02	\$795.13
28	\$756.20	\$46.94	\$803.15
29	\$761.55	\$47.88	\$809.43
30	\$509.63	\$48.84	\$558.47
Total	\$18,207.27	\$1,115.73	\$19,323.00

Assessment Roll
Hackberry Hidden Cove Public Improvement District No. 2
City of Hackberry, Texas

Tax Parcel	R527735
Lot No.	Lot 12
Block	Blk J
Assessment	\$5,793.18

Annual Installment Per Lot

Year	Annual Assessment	Annual Collection Costs	Total
1	\$261.93	\$27.50	\$289.43
2	\$523.86	\$28.05	\$551.91
3	\$523.86	\$28.61	\$552.48
4	\$523.86	\$29.19	\$553.05
5	\$523.86	\$29.77	\$553.63
6	\$523.86	\$30.37	\$554.23
7	\$523.86	\$30.97	\$554.83
8	\$523.86	\$31.59	\$555.45
9	\$530.46	\$32.22	\$562.69
10	\$540.87	\$32.87	\$573.74
11	\$552.49	\$33.53	\$586.01
12	\$565.12	\$34.20	\$599.31
13	\$577.46	\$34.88	\$612.34
14	\$590.52	\$35.58	\$626.09
15	\$604.09	\$36.29	\$640.38
16	\$619.09	\$37.02	\$656.10
17	\$631.90	\$37.76	\$669.66
18	\$646.94	\$38.51	\$685.45
19	\$662.71	\$39.28	\$701.99
20	\$676.70	\$40.07	\$716.77
21	\$689.92	\$40.87	\$730.79
22	\$702.18	\$41.68	\$743.86
23	\$713.27	\$42.52	\$755.79
24	\$722.99	\$43.37	\$766.36
25	\$733.36	\$44.24	\$777.59
26	\$741.76	\$45.12	\$786.88
27	\$749.11	\$46.02	\$795.13
28	\$756.20	\$46.94	\$803.15
29	\$761.55	\$47.88	\$809.43
30	\$509.63	\$48.84	\$558.47
Total	\$18,207.27	\$1,115.73	\$19,323.00

Assessment Roll
Hackberry Hidden Cove Public Improvement District No. 2
City of Hackberry, Texas

Tax Parcel	R527736
Lot No.	Lot 13
Block	Blk J
 Assessment	 \$5,793.18

Annual Installment Per Lot

Year	Annual Assessment	Annual Collection Costs	Total
1	\$261.93	\$27.50	\$289.43
2	\$523.86	\$28.05	\$551.91
3	\$523.86	\$28.61	\$552.48
4	\$523.86	\$29.19	\$553.05
5	\$523.86	\$29.77	\$553.63
6	\$523.86	\$30.37	\$554.23
7	\$523.86	\$30.97	\$554.83
8	\$523.86	\$31.59	\$555.45
9	\$530.46	\$32.22	\$562.69
10	\$540.87	\$32.87	\$573.74
11	\$552.49	\$33.53	\$586.01
12	\$565.12	\$34.20	\$599.31
13	\$577.46	\$34.88	\$612.34
14	\$590.52	\$35.58	\$626.09
15	\$604.09	\$36.29	\$640.38
16	\$619.09	\$37.02	\$656.10
17	\$631.90	\$37.76	\$669.66
18	\$646.94	\$38.51	\$685.45
19	\$662.71	\$39.28	\$701.99
20	\$676.70	\$40.07	\$716.77
21	\$689.92	\$40.87	\$730.79
22	\$702.18	\$41.68	\$743.86
23	\$713.27	\$42.52	\$755.79
24	\$722.99	\$43.37	\$766.36
25	\$733.36	\$44.24	\$777.59
26	\$741.76	\$45.12	\$786.88
27	\$749.11	\$46.02	\$795.13
28	\$756.20	\$46.94	\$803.15
29	\$761.55	\$47.88	\$809.43
30	\$509.63	\$48.84	\$558.47
Total	\$18,207.27	\$1,115.73	\$19,323.00

Assessment Roll
Hackberry Hidden Cove Public Improvement District No. 2
City of Hackberry, Texas

Tax Parcel	R527737
Lot No.	Lot 14
Block	Blk J
 Assessment	 \$5,793.18

Annual Installment Per Lot

Year	Annual Assessment	Annual Collection Costs	Total
1	\$261.93	\$27.50	\$289.43
2	\$523.86	\$28.05	\$551.91
3	\$523.86	\$28.61	\$552.48
4	\$523.86	\$29.19	\$553.05
5	\$523.86	\$29.77	\$553.63
6	\$523.86	\$30.37	\$554.23
7	\$523.86	\$30.97	\$554.83
8	\$523.86	\$31.59	\$555.45
9	\$530.46	\$32.22	\$562.69
10	\$540.87	\$32.87	\$573.74
11	\$552.49	\$33.53	\$586.01
12	\$565.12	\$34.20	\$599.31
13	\$577.46	\$34.88	\$612.34
14	\$590.52	\$35.58	\$626.09
15	\$604.09	\$36.29	\$640.38
16	\$619.09	\$37.02	\$656.10
17	\$631.90	\$37.76	\$669.66
18	\$646.94	\$38.51	\$685.45
19	\$662.71	\$39.28	\$701.99
20	\$676.70	\$40.07	\$716.77
21	\$689.92	\$40.87	\$730.79
22	\$702.18	\$41.68	\$743.86
23	\$713.27	\$42.52	\$755.79
24	\$722.99	\$43.37	\$766.36
25	\$733.36	\$44.24	\$777.59
26	\$741.76	\$45.12	\$786.88
27	\$749.11	\$46.02	\$795.13
28	\$756.20	\$46.94	\$803.15
29	\$761.55	\$47.88	\$809.43
30	\$509.63	\$48.84	\$558.47
Total	\$18,207.27	\$1,115.73	\$19,323.00

Assessment Roll
Hackberry Hidden Cove Public Improvement District No. 2
City of Hackberry, Texas

Tax Parcel	R527738
Lot No.	Lot 15
Block	Blk J
Assessment	\$5,793.18

Annual Installment Per Lot

Year	Annual Assessment	Annual Collection Costs	Total
1	\$261.93	\$27.50	\$289.43
2	\$523.86	\$28.05	\$551.91
3	\$523.86	\$28.61	\$552.48
4	\$523.86	\$29.19	\$553.05
5	\$523.86	\$29.77	\$553.63
6	\$523.86	\$30.37	\$554.23
7	\$523.86	\$30.97	\$554.83
8	\$523.86	\$31.59	\$555.45
9	\$530.46	\$32.22	\$562.69
10	\$540.87	\$32.87	\$573.74
11	\$552.49	\$33.53	\$586.01
12	\$565.12	\$34.20	\$599.31
13	\$577.46	\$34.88	\$612.34
14	\$590.52	\$35.58	\$626.09
15	\$604.09	\$36.29	\$640.38
16	\$619.09	\$37.02	\$656.10
17	\$631.90	\$37.76	\$669.66
18	\$646.94	\$38.51	\$685.45
19	\$662.71	\$39.28	\$701.99
20	\$676.70	\$40.07	\$716.77
21	\$689.92	\$40.87	\$730.79
22	\$702.18	\$41.68	\$743.86
23	\$713.27	\$42.52	\$755.79
24	\$722.99	\$43.37	\$766.36
25	\$733.36	\$44.24	\$777.59
26	\$741.76	\$45.12	\$786.88
27	\$749.11	\$46.02	\$795.13
28	\$756.20	\$46.94	\$803.15
29	\$761.55	\$47.88	\$809.43
30	\$509.63	\$48.84	\$558.47
Total	\$18,207.27	\$1,115.73	\$19,323.00

Assessment Roll
Hackberry Hidden Cove Public Improvement District No. 2
City of Hackberry, Texas

Tax Parcel	R527739
Lot No.	Lot 16
Block	Blk J
Assessment	\$5,793.18

Annual Installment Per Lot

Year	Annual Assessment	Annual Collection Costs	Total
1	\$261.93	\$27.50	\$289.43
2	\$523.86	\$28.05	\$551.91
3	\$523.86	\$28.61	\$552.48
4	\$523.86	\$29.19	\$553.05
5	\$523.86	\$29.77	\$553.63
6	\$523.86	\$30.37	\$554.23
7	\$523.86	\$30.97	\$554.83
8	\$523.86	\$31.59	\$555.45
9	\$530.46	\$32.22	\$562.69
10	\$540.87	\$32.87	\$573.74
11	\$552.49	\$33.53	\$586.01
12	\$565.12	\$34.20	\$599.31
13	\$577.46	\$34.88	\$612.34
14	\$590.52	\$35.58	\$626.09
15	\$604.09	\$36.29	\$640.38
16	\$619.09	\$37.02	\$656.10
17	\$631.90	\$37.76	\$669.66
18	\$646.94	\$38.51	\$685.45
19	\$662.71	\$39.28	\$701.99
20	\$676.70	\$40.07	\$716.77
21	\$689.92	\$40.87	\$730.79
22	\$702.18	\$41.68	\$743.86
23	\$713.27	\$42.52	\$755.79
24	\$722.99	\$43.37	\$766.36
25	\$733.36	\$44.24	\$777.59
26	\$741.76	\$45.12	\$786.88
27	\$749.11	\$46.02	\$795.13
28	\$756.20	\$46.94	\$803.15
29	\$761.55	\$47.88	\$809.43
30	\$509.63	\$48.84	\$558.47
Total	\$18,207.27	\$1,115.73	\$19,323.00

Assessment Roll
Hackberry Hidden Cove Public Improvement District No. 2
City of Hackberry, Texas

Tax Parcel	R527740
Lot No.	Lot 17
Block	Blk J
 Assessment	 \$5,793.18

Annual Installment Per Lot

Year	Annual Assessment	Annual Collection Costs	Total
1	\$261.93	\$27.50	\$289.43
2	\$523.86	\$28.05	\$551.91
3	\$523.86	\$28.61	\$552.48
4	\$523.86	\$29.19	\$553.05
5	\$523.86	\$29.77	\$553.63
6	\$523.86	\$30.37	\$554.23
7	\$523.86	\$30.97	\$554.83
8	\$523.86	\$31.59	\$555.45
9	\$530.46	\$32.22	\$562.69
10	\$540.87	\$32.87	\$573.74
11	\$552.49	\$33.53	\$586.01
12	\$565.12	\$34.20	\$599.31
13	\$577.46	\$34.88	\$612.34
14	\$590.52	\$35.58	\$626.09
15	\$604.09	\$36.29	\$640.38
16	\$619.09	\$37.02	\$656.10
17	\$631.90	\$37.76	\$669.66
18	\$646.94	\$38.51	\$685.45
19	\$662.71	\$39.28	\$701.99
20	\$676.70	\$40.07	\$716.77
21	\$689.92	\$40.87	\$730.79
22	\$702.18	\$41.68	\$743.86
23	\$713.27	\$42.52	\$755.79
24	\$722.99	\$43.37	\$766.36
25	\$733.36	\$44.24	\$777.59
26	\$741.76	\$45.12	\$786.88
27	\$749.11	\$46.02	\$795.13
28	\$756.20	\$46.94	\$803.15
29	\$761.55	\$47.88	\$809.43
30	\$509.63	\$48.84	\$558.47
Total	\$18,207.27	\$1,115.73	\$19,323.00

Assessment Roll
Hackberry Hidden Cove Public Improvement District No. 2
City of Hackberry, Texas

Tax Parcel	R527741
Lot No.	Lot 18
Block	Blk J
 Assessment	 \$5,793.18

Annual Installment Per Lot

Year	Annual Assessment	Annual Collection Costs	Total
1	\$261.93	\$27.50	\$289.43
2	\$523.86	\$28.05	\$551.91
3	\$523.86	\$28.61	\$552.48
4	\$523.86	\$29.19	\$553.05
5	\$523.86	\$29.77	\$553.63
6	\$523.86	\$30.37	\$554.23
7	\$523.86	\$30.97	\$554.83
8	\$523.86	\$31.59	\$555.45
9	\$530.46	\$32.22	\$562.69
10	\$540.87	\$32.87	\$573.74
11	\$552.49	\$33.53	\$586.01
12	\$565.12	\$34.20	\$599.31
13	\$577.46	\$34.88	\$612.34
14	\$590.52	\$35.58	\$626.09
15	\$604.09	\$36.29	\$640.38
16	\$619.09	\$37.02	\$656.10
17	\$631.90	\$37.76	\$669.66
18	\$646.94	\$38.51	\$685.45
19	\$662.71	\$39.28	\$701.99
20	\$676.70	\$40.07	\$716.77
21	\$689.92	\$40.87	\$730.79
22	\$702.18	\$41.68	\$743.86
23	\$713.27	\$42.52	\$755.79
24	\$722.99	\$43.37	\$766.36
25	\$733.36	\$44.24	\$777.59
26	\$741.76	\$45.12	\$786.88
27	\$749.11	\$46.02	\$795.13
28	\$756.20	\$46.94	\$803.15
29	\$761.55	\$47.88	\$809.43
30	\$509.63	\$48.84	\$558.47
Total	\$18,207.27	\$1,115.73	\$19,323.00

Assessment Roll
Hackberry Hidden Cove Public Improvement District No. 2
City of Hackberry, Texas

Tax Parcel	R527742
Lot No.	Lot 19
Block	Blk J
 Assessment	 \$5,793.18

Annual Installment Per Lot

Year	Annual Assessment	Annual Collection Costs	Total
1	\$261.93	\$27.50	\$289.43
2	\$523.86	\$28.05	\$551.91
3	\$523.86	\$28.61	\$552.48
4	\$523.86	\$29.19	\$553.05
5	\$523.86	\$29.77	\$553.63
6	\$523.86	\$30.37	\$554.23
7	\$523.86	\$30.97	\$554.83
8	\$523.86	\$31.59	\$555.45
9	\$530.46	\$32.22	\$562.69
10	\$540.87	\$32.87	\$573.74
11	\$552.49	\$33.53	\$586.01
12	\$565.12	\$34.20	\$599.31
13	\$577.46	\$34.88	\$612.34
14	\$590.52	\$35.58	\$626.09
15	\$604.09	\$36.29	\$640.38
16	\$619.09	\$37.02	\$656.10
17	\$631.90	\$37.76	\$669.66
18	\$646.94	\$38.51	\$685.45
19	\$662.71	\$39.28	\$701.99
20	\$676.70	\$40.07	\$716.77
21	\$689.92	\$40.87	\$730.79
22	\$702.18	\$41.68	\$743.86
23	\$713.27	\$42.52	\$755.79
24	\$722.99	\$43.37	\$766.36
25	\$733.36	\$44.24	\$777.59
26	\$741.76	\$45.12	\$786.88
27	\$749.11	\$46.02	\$795.13
28	\$756.20	\$46.94	\$803.15
29	\$761.55	\$47.88	\$809.43
30	\$509.63	\$48.84	\$558.47
Total	\$18,207.27	\$1,115.73	\$19,323.00

Assessment Roll
Hackberry Hidden Cove Public Improvement District No. 2
City of Hackberry, Texas

Tax Parcel	R527775
Lot No.	Lot 07
Block	Blk P
 Assessment	 \$5,793.18

Annual Installment Per Lot

Year	Annual Assessment	Annual Collection Costs	Total
1	\$261.93	\$27.50	\$289.43
2	\$523.86	\$28.05	\$551.91
3	\$523.86	\$28.61	\$552.48
4	\$523.86	\$29.19	\$553.05
5	\$523.86	\$29.77	\$553.63
6	\$523.86	\$30.37	\$554.23
7	\$523.86	\$30.97	\$554.83
8	\$523.86	\$31.59	\$555.45
9	\$530.46	\$32.22	\$562.69
10	\$540.87	\$32.87	\$573.74
11	\$552.49	\$33.53	\$586.01
12	\$565.12	\$34.20	\$599.31
13	\$577.46	\$34.88	\$612.34
14	\$590.52	\$35.58	\$626.09
15	\$604.09	\$36.29	\$640.38
16	\$619.09	\$37.02	\$656.10
17	\$631.90	\$37.76	\$669.66
18	\$646.94	\$38.51	\$685.45
19	\$662.71	\$39.28	\$701.99
20	\$676.70	\$40.07	\$716.77
21	\$689.92	\$40.87	\$730.79
22	\$702.18	\$41.68	\$743.86
23	\$713.27	\$42.52	\$755.79
24	\$722.99	\$43.37	\$766.36
25	\$733.36	\$44.24	\$777.59
26	\$741.76	\$45.12	\$786.88
27	\$749.11	\$46.02	\$795.13
28	\$756.20	\$46.94	\$803.15
29	\$761.55	\$47.88	\$809.43
30	\$509.63	\$48.84	\$558.47
Total	\$18,207.27	\$1,115.73	\$19,323.00

Assessment Roll
Hackberry Hidden Cove Public Improvement District No. 2
City of Hackberry, Texas

Tax Parcel	R527776
Lot No.	Lot 08
Block	Blk P
 Assessment	 \$5,793.18

Annual Installment Per Lot

Year	Annual Assessment	Annual Collection Costs	Total
1	\$261.93	\$27.50	\$289.43
2	\$523.86	\$28.05	\$551.91
3	\$523.86	\$28.61	\$552.48
4	\$523.86	\$29.19	\$553.05
5	\$523.86	\$29.77	\$553.63
6	\$523.86	\$30.37	\$554.23
7	\$523.86	\$30.97	\$554.83
8	\$523.86	\$31.59	\$555.45
9	\$530.46	\$32.22	\$562.69
10	\$540.87	\$32.87	\$573.74
11	\$552.49	\$33.53	\$586.01
12	\$565.12	\$34.20	\$599.31
13	\$577.46	\$34.88	\$612.34
14	\$590.52	\$35.58	\$626.09
15	\$604.09	\$36.29	\$640.38
16	\$619.09	\$37.02	\$656.10
17	\$631.90	\$37.76	\$669.66
18	\$646.94	\$38.51	\$685.45
19	\$662.71	\$39.28	\$701.99
20	\$676.70	\$40.07	\$716.77
21	\$689.92	\$40.87	\$730.79
22	\$702.18	\$41.68	\$743.86
23	\$713.27	\$42.52	\$755.79
24	\$722.99	\$43.37	\$766.36
25	\$733.36	\$44.24	\$777.59
26	\$741.76	\$45.12	\$786.88
27	\$749.11	\$46.02	\$795.13
28	\$756.20	\$46.94	\$803.15
29	\$761.55	\$47.88	\$809.43
30	\$509.63	\$48.84	\$558.47
Total	\$18,207.27	\$1,115.73	\$19,323.00

Assessment Roll
Hackberry Hidden Cove Public Improvement District No. 2
City of Hackberry, Texas

Tax Parcel	R527780
Lot No.	Lot 12
Block	Blk P
 Assessment	 \$5,793.18

Annual Installment Per Lot

Year	Annual Assessment	Annual Collection Costs	Total
1	\$261.93	\$27.50	\$289.43
2	\$523.86	\$28.05	\$551.91
3	\$523.86	\$28.61	\$552.48
4	\$523.86	\$29.19	\$553.05
5	\$523.86	\$29.77	\$553.63
6	\$523.86	\$30.37	\$554.23
7	\$523.86	\$30.97	\$554.83
8	\$523.86	\$31.59	\$555.45
9	\$530.46	\$32.22	\$562.69
10	\$540.87	\$32.87	\$573.74
11	\$552.49	\$33.53	\$586.01
12	\$565.12	\$34.20	\$599.31
13	\$577.46	\$34.88	\$612.34
14	\$590.52	\$35.58	\$626.09
15	\$604.09	\$36.29	\$640.38
16	\$619.09	\$37.02	\$656.10
17	\$631.90	\$37.76	\$669.66
18	\$646.94	\$38.51	\$685.45
19	\$662.71	\$39.28	\$701.99
20	\$676.70	\$40.07	\$716.77
21	\$689.92	\$40.87	\$730.79
22	\$702.18	\$41.68	\$743.86
23	\$713.27	\$42.52	\$755.79
24	\$722.99	\$43.37	\$766.36
25	\$733.36	\$44.24	\$777.59
26	\$741.76	\$45.12	\$786.88
27	\$749.11	\$46.02	\$795.13
28	\$756.20	\$46.94	\$803.15
29	\$761.55	\$47.88	\$809.43
30	\$509.63	\$48.84	\$558.47
Total	\$18,207.27	\$1,115.73	\$19,323.00

Assessment Roll
Hackberry Hidden Cove Public Improvement District No. 2
City of Hackberry, Texas

Tax Parcel	R527781
Lot No.	Lot 13
Block	Blk P
 Assessment	 \$5,793.18

Annual Installment Per Lot

Year	Annual Assessment	Annual Collection Costs	Total
1	\$261.93	\$27.50	\$289.43
2	\$523.86	\$28.05	\$551.91
3	\$523.86	\$28.61	\$552.48
4	\$523.86	\$29.19	\$553.05
5	\$523.86	\$29.77	\$553.63
6	\$523.86	\$30.37	\$554.23
7	\$523.86	\$30.97	\$554.83
8	\$523.86	\$31.59	\$555.45
9	\$530.46	\$32.22	\$562.69
10	\$540.87	\$32.87	\$573.74
11	\$552.49	\$33.53	\$586.01
12	\$565.12	\$34.20	\$599.31
13	\$577.46	\$34.88	\$612.34
14	\$590.52	\$35.58	\$626.09
15	\$604.09	\$36.29	\$640.38
16	\$619.09	\$37.02	\$656.10
17	\$631.90	\$37.76	\$669.66
18	\$646.94	\$38.51	\$685.45
19	\$662.71	\$39.28	\$701.99
20	\$676.70	\$40.07	\$716.77
21	\$689.92	\$40.87	\$730.79
22	\$702.18	\$41.68	\$743.86
23	\$713.27	\$42.52	\$755.79
24	\$722.99	\$43.37	\$766.36
25	\$733.36	\$44.24	\$777.59
26	\$741.76	\$45.12	\$786.88
27	\$749.11	\$46.02	\$795.13
28	\$756.20	\$46.94	\$803.15
29	\$761.55	\$47.88	\$809.43
30	\$509.63	\$48.84	\$558.47
Total	\$18,207.27	\$1,115.73	\$19,323.00

Assessment Roll
Hackberry Hidden Cove Public Improvement District No. 2
City of Hackberry, Texas

Tax Parcel	R527782
Lot No.	Lot 14
Block	Blk P
Assessment	\$5,793.18

Annual Installment Per Lot

Year	Annual Assessment	Annual Collection Costs	Total
1	\$261.93	\$27.50	\$289.43
2	\$523.86	\$28.05	\$551.91
3	\$523.86	\$28.61	\$552.48
4	\$523.86	\$29.19	\$553.05
5	\$523.86	\$29.77	\$553.63
6	\$523.86	\$30.37	\$554.23
7	\$523.86	\$30.97	\$554.83
8	\$523.86	\$31.59	\$555.45
9	\$530.46	\$32.22	\$562.69
10	\$540.87	\$32.87	\$573.74
11	\$552.49	\$33.53	\$586.01
12	\$565.12	\$34.20	\$599.31
13	\$577.46	\$34.88	\$612.34
14	\$590.52	\$35.58	\$626.09
15	\$604.09	\$36.29	\$640.38
16	\$619.09	\$37.02	\$656.10
17	\$631.90	\$37.76	\$669.66
18	\$646.94	\$38.51	\$685.45
19	\$662.71	\$39.28	\$701.99
20	\$676.70	\$40.07	\$716.77
21	\$689.92	\$40.87	\$730.79
22	\$702.18	\$41.68	\$743.86
23	\$713.27	\$42.52	\$755.79
24	\$722.99	\$43.37	\$766.36
25	\$733.36	\$44.24	\$777.59
26	\$741.76	\$45.12	\$786.88
27	\$749.11	\$46.02	\$795.13
28	\$756.20	\$46.94	\$803.15
29	\$761.55	\$47.88	\$809.43
30	\$509.63	\$48.84	\$558.47
Total	\$18,207.27	\$1,115.73	\$19,323.00

Assessment Roll
Hackberry Hidden Cove Public Improvement District No. 2
City of Hackberry, Texas

Tax Parcel	R298437
Lot No.	Lot 01x (open Space)
Block	Blk A
Assessment	\$0.00

Annual Installment Per Lot

Year	Annual Assessment	Annual Collection Costs	Total
1	\$0.00	\$0.00	\$0.00
2	\$0.00	\$0.00	\$0.00
3	\$0.00	\$0.00	\$0.00
4	\$0.00	\$0.00	\$0.00
5	\$0.00	\$0.00	\$0.00
6	\$0.00	\$0.00	\$0.00
7	\$0.00	\$0.00	\$0.00
8	\$0.00	\$0.00	\$0.00
9	\$0.00	\$0.00	\$0.00
10	\$0.00	\$0.00	\$0.00
11	\$0.00	\$0.00	\$0.00
12	\$0.00	\$0.00	\$0.00
13	\$0.00	\$0.00	\$0.00
14	\$0.00	\$0.00	\$0.00
15	\$0.00	\$0.00	\$0.00
16	\$0.00	\$0.00	\$0.00
17	\$0.00	\$0.00	\$0.00
18	\$0.00	\$0.00	\$0.00
19	\$0.00	\$0.00	\$0.00
20	\$0.00	\$0.00	\$0.00
21	\$0.00	\$0.00	\$0.00
22	\$0.00	\$0.00	\$0.00
23	\$0.00	\$0.00	\$0.00
24	\$0.00	\$0.00	\$0.00
25	\$0.00	\$0.00	\$0.00
26	\$0.00	\$0.00	\$0.00
27	\$0.00	\$0.00	\$0.00
28	\$0.00	\$0.00	\$0.00
29	\$0.00	\$0.00	\$0.00
30	\$0.00	\$0.00	\$0.00
Total	\$0.00	\$0.00	\$0.00

Assessment Roll
Hackberry Hidden Cove Public Improvement District No. 2
City of Hackberry, Texas

Tax Parcel	R298888
Lot No.	Lot 02x (open Space)
Block	Blk A
Assessment	\$0.00

Annual Installment Per Lot

Year	Annual Assessment	Annual Collection Costs	Total
1	\$0.00	\$0.00	\$0.00
2	\$0.00	\$0.00	\$0.00
3	\$0.00	\$0.00	\$0.00
4	\$0.00	\$0.00	\$0.00
5	\$0.00	\$0.00	\$0.00
6	\$0.00	\$0.00	\$0.00
7	\$0.00	\$0.00	\$0.00
8	\$0.00	\$0.00	\$0.00
9	\$0.00	\$0.00	\$0.00
10	\$0.00	\$0.00	\$0.00
11	\$0.00	\$0.00	\$0.00
12	\$0.00	\$0.00	\$0.00
13	\$0.00	\$0.00	\$0.00
14	\$0.00	\$0.00	\$0.00
15	\$0.00	\$0.00	\$0.00
16	\$0.00	\$0.00	\$0.00
17	\$0.00	\$0.00	\$0.00
18	\$0.00	\$0.00	\$0.00
19	\$0.00	\$0.00	\$0.00
20	\$0.00	\$0.00	\$0.00
21	\$0.00	\$0.00	\$0.00
22	\$0.00	\$0.00	\$0.00
23	\$0.00	\$0.00	\$0.00
24	\$0.00	\$0.00	\$0.00
25	\$0.00	\$0.00	\$0.00
26	\$0.00	\$0.00	\$0.00
27	\$0.00	\$0.00	\$0.00
28	\$0.00	\$0.00	\$0.00
29	\$0.00	\$0.00	\$0.00
30	\$0.00	\$0.00	\$0.00
Total	\$0.00	\$0.00	\$0.00

Assessment Roll
Hackberry Hidden Cove Public Improvement District No. 2
City of Hackberry, Texas

Tax Parcel	R298438
Lot No.	Lot 03x (open Space)
Block	Blk A
Assessment	\$0.00

Annual Installment Per Lot

Year	Annual Assessment	Annual Collection Costs	Total
1	\$0.00	\$0.00	\$0.00
2	\$0.00	\$0.00	\$0.00
3	\$0.00	\$0.00	\$0.00
4	\$0.00	\$0.00	\$0.00
5	\$0.00	\$0.00	\$0.00
6	\$0.00	\$0.00	\$0.00
7	\$0.00	\$0.00	\$0.00
8	\$0.00	\$0.00	\$0.00
9	\$0.00	\$0.00	\$0.00
10	\$0.00	\$0.00	\$0.00
11	\$0.00	\$0.00	\$0.00
12	\$0.00	\$0.00	\$0.00
13	\$0.00	\$0.00	\$0.00
14	\$0.00	\$0.00	\$0.00
15	\$0.00	\$0.00	\$0.00
16	\$0.00	\$0.00	\$0.00
17	\$0.00	\$0.00	\$0.00
18	\$0.00	\$0.00	\$0.00
19	\$0.00	\$0.00	\$0.00
20	\$0.00	\$0.00	\$0.00
21	\$0.00	\$0.00	\$0.00
22	\$0.00	\$0.00	\$0.00
23	\$0.00	\$0.00	\$0.00
24	\$0.00	\$0.00	\$0.00
25	\$0.00	\$0.00	\$0.00
26	\$0.00	\$0.00	\$0.00
27	\$0.00	\$0.00	\$0.00
28	\$0.00	\$0.00	\$0.00
29	\$0.00	\$0.00	\$0.00
30	\$0.00	\$0.00	\$0.00
Total	\$0.00	\$0.00	\$0.00

Assessment Roll
Hackberry Hidden Cove Public Improvement District No. 2
City of Hackberry, Texas

Tax Parcel	R306389
Lot No.	Lot 01x (open Space)
Block	Blk B
Assessment	\$0.00

Annual Installment Per Lot

	Annual Assessment	Annual Collection Costs	Total
1	\$0.00	\$0.00	\$0.00
2	\$0.00	\$0.00	\$0.00
3	\$0.00	\$0.00	\$0.00
4	\$0.00	\$0.00	\$0.00
5	\$0.00	\$0.00	\$0.00
6	\$0.00	\$0.00	\$0.00
7	\$0.00	\$0.00	\$0.00
8	\$0.00	\$0.00	\$0.00
9	\$0.00	\$0.00	\$0.00
10	\$0.00	\$0.00	\$0.00
11	\$0.00	\$0.00	\$0.00
12	\$0.00	\$0.00	\$0.00
13	\$0.00	\$0.00	\$0.00
14	\$0.00	\$0.00	\$0.00
15	\$0.00	\$0.00	\$0.00
16	\$0.00	\$0.00	\$0.00
17	\$0.00	\$0.00	\$0.00
18	\$0.00	\$0.00	\$0.00
19	\$0.00	\$0.00	\$0.00
20	\$0.00	\$0.00	\$0.00
21	\$0.00	\$0.00	\$0.00
22	\$0.00	\$0.00	\$0.00
23	\$0.00	\$0.00	\$0.00
24	\$0.00	\$0.00	\$0.00
25	\$0.00	\$0.00	\$0.00
26	\$0.00	\$0.00	\$0.00
27	\$0.00	\$0.00	\$0.00
28	\$0.00	\$0.00	\$0.00
29	\$0.00	\$0.00	\$0.00
30	\$0.00	\$0.00	\$0.00
Total	\$0.00	\$0.00	\$0.00

Assessment Roll
Hackberry Hidden Cove Public Improvement District No. 2
City of Hackberry, Texas

Tax Parcel	R298546
Lot No.	Lot 01x (open Space)
Block	Blk E
Assessment	\$0.00

Annual Installment Per Lot

Year	Annual Assessment	Annual Collection Costs	Total
1	\$0.00	\$0.00	\$0.00
2	\$0.00	\$0.00	\$0.00
3	\$0.00	\$0.00	\$0.00
4	\$0.00	\$0.00	\$0.00
5	\$0.00	\$0.00	\$0.00
6	\$0.00	\$0.00	\$0.00
7	\$0.00	\$0.00	\$0.00
8	\$0.00	\$0.00	\$0.00
9	\$0.00	\$0.00	\$0.00
10	\$0.00	\$0.00	\$0.00
11	\$0.00	\$0.00	\$0.00
12	\$0.00	\$0.00	\$0.00
13	\$0.00	\$0.00	\$0.00
14	\$0.00	\$0.00	\$0.00
15	\$0.00	\$0.00	\$0.00
16	\$0.00	\$0.00	\$0.00
17	\$0.00	\$0.00	\$0.00
18	\$0.00	\$0.00	\$0.00
19	\$0.00	\$0.00	\$0.00
20	\$0.00	\$0.00	\$0.00
21	\$0.00	\$0.00	\$0.00
22	\$0.00	\$0.00	\$0.00
23	\$0.00	\$0.00	\$0.00
24	\$0.00	\$0.00	\$0.00
25	\$0.00	\$0.00	\$0.00
26	\$0.00	\$0.00	\$0.00
27	\$0.00	\$0.00	\$0.00
28	\$0.00	\$0.00	\$0.00
29	\$0.00	\$0.00	\$0.00
30	\$0.00	\$0.00	\$0.00
Total	\$0.00	\$0.00	\$0.00

Assessment Roll
Hackberry Hidden Cove Public Improvement District No. 2
City of Hackberry, Texas

Tax Parcel	R298587
Lot No.	Lot 01x (open Space)
Block	Blk G
Assessment	\$0.00

Annual Installment Per Lot

Year	Annual Assessment	Annual Collection Costs	Total
1	\$0.00	\$0.00	\$0.00
2	\$0.00	\$0.00	\$0.00
3	\$0.00	\$0.00	\$0.00
4	\$0.00	\$0.00	\$0.00
5	\$0.00	\$0.00	\$0.00
6	\$0.00	\$0.00	\$0.00
7	\$0.00	\$0.00	\$0.00
8	\$0.00	\$0.00	\$0.00
9	\$0.00	\$0.00	\$0.00
10	\$0.00	\$0.00	\$0.00
11	\$0.00	\$0.00	\$0.00
12	\$0.00	\$0.00	\$0.00
13	\$0.00	\$0.00	\$0.00
14	\$0.00	\$0.00	\$0.00
15	\$0.00	\$0.00	\$0.00
16	\$0.00	\$0.00	\$0.00
17	\$0.00	\$0.00	\$0.00
18	\$0.00	\$0.00	\$0.00
19	\$0.00	\$0.00	\$0.00
20	\$0.00	\$0.00	\$0.00
21	\$0.00	\$0.00	\$0.00
22	\$0.00	\$0.00	\$0.00
23	\$0.00	\$0.00	\$0.00
24	\$0.00	\$0.00	\$0.00
25	\$0.00	\$0.00	\$0.00
26	\$0.00	\$0.00	\$0.00
27	\$0.00	\$0.00	\$0.00
28	\$0.00	\$0.00	\$0.00
29	\$0.00	\$0.00	\$0.00
30	\$0.00	\$0.00	\$0.00
Total	\$0.00	\$0.00	\$0.00

Assessment Roll
Hackberry Hidden Cove Public Improvement District No. 2
City of Hackberry, Texas

Tax Parcel	R298626
Lot No.	Lot 01x (open Space)
Block	Blk H
Assessment	\$0.00

Annual Installment Per Lot

Year	Annual Assessment	Annual Collection Costs	Total
1	\$0.00	\$0.00	\$0.00
2	\$0.00	\$0.00	\$0.00
3	\$0.00	\$0.00	\$0.00
4	\$0.00	\$0.00	\$0.00
5	\$0.00	\$0.00	\$0.00
6	\$0.00	\$0.00	\$0.00
7	\$0.00	\$0.00	\$0.00
8	\$0.00	\$0.00	\$0.00
9	\$0.00	\$0.00	\$0.00
10	\$0.00	\$0.00	\$0.00
11	\$0.00	\$0.00	\$0.00
12	\$0.00	\$0.00	\$0.00
13	\$0.00	\$0.00	\$0.00
14	\$0.00	\$0.00	\$0.00
15	\$0.00	\$0.00	\$0.00
16	\$0.00	\$0.00	\$0.00
17	\$0.00	\$0.00	\$0.00
18	\$0.00	\$0.00	\$0.00
19	\$0.00	\$0.00	\$0.00
20	\$0.00	\$0.00	\$0.00
21	\$0.00	\$0.00	\$0.00
22	\$0.00	\$0.00	\$0.00
23	\$0.00	\$0.00	\$0.00
24	\$0.00	\$0.00	\$0.00
25	\$0.00	\$0.00	\$0.00
26	\$0.00	\$0.00	\$0.00
27	\$0.00	\$0.00	\$0.00
28	\$0.00	\$0.00	\$0.00
29	\$0.00	\$0.00	\$0.00
30	\$0.00	\$0.00	\$0.00
Total	\$0.00	\$0.00	\$0.00

Assessment Roll
Hackberry Hidden Cove Public Improvement District No. 2
City of Hackberry, Texas

Tax Parcel	R298646
Lot No.	Lot 01x (open Space)
Block	Blk I
Assessment	\$0.00

Annual Installment Per Lot

Year	Annual Assessment	Annual Collection Costs	Total
1	\$0.00	\$0.00	\$0.00
2	\$0.00	\$0.00	\$0.00
3	\$0.00	\$0.00	\$0.00
4	\$0.00	\$0.00	\$0.00
5	\$0.00	\$0.00	\$0.00
6	\$0.00	\$0.00	\$0.00
7	\$0.00	\$0.00	\$0.00
8	\$0.00	\$0.00	\$0.00
9	\$0.00	\$0.00	\$0.00
10	\$0.00	\$0.00	\$0.00
11	\$0.00	\$0.00	\$0.00
12	\$0.00	\$0.00	\$0.00
13	\$0.00	\$0.00	\$0.00
14	\$0.00	\$0.00	\$0.00
15	\$0.00	\$0.00	\$0.00
16	\$0.00	\$0.00	\$0.00
17	\$0.00	\$0.00	\$0.00
18	\$0.00	\$0.00	\$0.00
19	\$0.00	\$0.00	\$0.00
20	\$0.00	\$0.00	\$0.00
21	\$0.00	\$0.00	\$0.00
22	\$0.00	\$0.00	\$0.00
23	\$0.00	\$0.00	\$0.00
24	\$0.00	\$0.00	\$0.00
25	\$0.00	\$0.00	\$0.00
26	\$0.00	\$0.00	\$0.00
27	\$0.00	\$0.00	\$0.00
28	\$0.00	\$0.00	\$0.00
29	\$0.00	\$0.00	\$0.00
30	\$0.00	\$0.00	\$0.00
Total	\$0.00	\$0.00	\$0.00

Assessment Roll
Hackberry Hidden Cove Public Improvement District No. 2
City of Hackberry, Texas

Tax Parcel	R527705
Lot No.	Lot 2x
Block	Blk I
Assessment	\$0.00

Annual Installment Per Lot

Year	Annual Assessment	Annual Collection Costs	Total
1	\$0.00	\$0.00	\$0.00
2	\$0.00	\$0.00	\$0.00
3	\$0.00	\$0.00	\$0.00
4	\$0.00	\$0.00	\$0.00
5	\$0.00	\$0.00	\$0.00
6	\$0.00	\$0.00	\$0.00
7	\$0.00	\$0.00	\$0.00
8	\$0.00	\$0.00	\$0.00
9	\$0.00	\$0.00	\$0.00
10	\$0.00	\$0.00	\$0.00
11	\$0.00	\$0.00	\$0.00
12	\$0.00	\$0.00	\$0.00
13	\$0.00	\$0.00	\$0.00
14	\$0.00	\$0.00	\$0.00
15	\$0.00	\$0.00	\$0.00
16	\$0.00	\$0.00	\$0.00
17	\$0.00	\$0.00	\$0.00
18	\$0.00	\$0.00	\$0.00
19	\$0.00	\$0.00	\$0.00
20	\$0.00	\$0.00	\$0.00
21	\$0.00	\$0.00	\$0.00
22	\$0.00	\$0.00	\$0.00
23	\$0.00	\$0.00	\$0.00
24	\$0.00	\$0.00	\$0.00
25	\$0.00	\$0.00	\$0.00
26	\$0.00	\$0.00	\$0.00
27	\$0.00	\$0.00	\$0.00
28	\$0.00	\$0.00	\$0.00
29	\$0.00	\$0.00	\$0.00
30	\$0.00	\$0.00	\$0.00
Total	\$0.00	\$0.00	\$0.00

Assessment Roll
Hackberry Hidden Cove Public Improvement District No. 2
City of Hackberry, Texas

Tax Parcel	R527724
Lot No.	Lot 1x
Block	Blk J
Assessment	\$0.00

Annual Installment Per Lot

Year	Annual Assessment	Annual Collection Costs	Total
1	\$0.00	\$0.00	\$0.00
2	\$0.00	\$0.00	\$0.00
3	\$0.00	\$0.00	\$0.00
4	\$0.00	\$0.00	\$0.00
5	\$0.00	\$0.00	\$0.00
6	\$0.00	\$0.00	\$0.00
7	\$0.00	\$0.00	\$0.00
8	\$0.00	\$0.00	\$0.00
9	\$0.00	\$0.00	\$0.00
10	\$0.00	\$0.00	\$0.00
11	\$0.00	\$0.00	\$0.00
12	\$0.00	\$0.00	\$0.00
13	\$0.00	\$0.00	\$0.00
14	\$0.00	\$0.00	\$0.00
15	\$0.00	\$0.00	\$0.00
16	\$0.00	\$0.00	\$0.00
17	\$0.00	\$0.00	\$0.00
18	\$0.00	\$0.00	\$0.00
19	\$0.00	\$0.00	\$0.00
20	\$0.00	\$0.00	\$0.00
21	\$0.00	\$0.00	\$0.00
22	\$0.00	\$0.00	\$0.00
23	\$0.00	\$0.00	\$0.00
24	\$0.00	\$0.00	\$0.00
25	\$0.00	\$0.00	\$0.00
26	\$0.00	\$0.00	\$0.00
27	\$0.00	\$0.00	\$0.00
28	\$0.00	\$0.00	\$0.00
29	\$0.00	\$0.00	\$0.00
30	\$0.00	\$0.00	\$0.00
Total	\$0.00	\$0.00	\$0.00

Exhibit E

NON-ASSESSED PROPERTY

Exhibit E
Hackberry Hidden Cove Public Improvement District No. 2
Summary of Non-Assessed Property
Road Improvements

Property ID	Lot	Block	Lot Count	Property Classification
R298398	Lot 02	Blk A	1	Non-Assessed Property
R298399	Lot 03	Blk A	1	Non-Assessed Property
R298400	Lot 04	Blk A	1	Non-Assessed Property
R298401	Lot 05	Blk A	1	Non-Assessed Property
R298406	Lot 10	Blk A	1	Non-Assessed Property
R298409	Lot 13	Blk A	1	Non-Assessed Property
R298410	Lot 14	Blk A	1	Non-Assessed Property
R298411	Lot 15	Blk A	1	Non-Assessed Property
R298412	Lot 16	Blk A	1	Non-Assessed Property
R298413	Lot 17	Blk A	1	Non-Assessed Property
R298414	Lot 18	Blk A	1	Non-Assessed Property
R298415	Lot 19	Blk A	1	Non-Assessed Property
R298416	Lot 20	Blk A	1	Non-Assessed Property
R298417	Lot 21	Blk A	1	Non-Assessed Property
R298418	Lot 22	Blk A	1	Non-Assessed Property
R298419	Lot 23	Blk A	1	Non-Assessed Property
R298420	Lot 24	Blk A	1	Non-Assessed Property
R298421	Lot 25	Blk A	1	Non-Assessed Property
R298422	Lot 26	Blk A	1	Non-Assessed Property
R298423	Lot 27	Blk A	1	Non-Assessed Property
R298425	Lot 29	Blk A	1	Non-Assessed Property
R298426	Lot 30	Blk A	1	Non-Assessed Property
R298427	Lot 31	Blk A	1	Non-Assessed Property
R298428	Lot 32	Blk A	1	Non-Assessed Property
R298429	Lot 33	Blk A	1	Non-Assessed Property
R298434	Lot 38	Blk A	1	Non-Assessed Property
R298435	Lot 39	Blk A	1	Non-Assessed Property
R298436	Lot 40	Blk A	1	Non-Assessed Property
R527748	Lot 45	Blk A	1	Non-Assessed Property
R527749	Lot 46	Blk A	1	Non-Assessed Property
R527750	Lot 47	Blk A	1	Non-Assessed Property
R306393	Lot 05	Blk B	1	Non-Assessed Property
R306395	Lot 07	Blk B	1	Non-Assessed Property
R306396	Lot 08	Blk B	1	Non-Assessed Property
R306397	Lot 09	Blk B	1	Non-Assessed Property
R306401	Lot 13	Blk B	1	Non-Assessed Property
R306402	Lot 14	Blk B	1	Non-Assessed Property

Exhibit E
Hackberry Hidden Cove Public Improvement District No. 2
Summary of Non-Assessed Property
Road Improvements

Property ID	Lot	Block	Lot Count	Property Classification
R306403	Lot 15	Blk B	1	Non-Assessed Property
R306404	Lot 16	Blk B	1	Non-Assessed Property
R306405	Lot 17	Blk B	1	Non-Assessed Property
R306406	Lot 18	Blk B	1	Non-Assessed Property
R298458	Lot 20	Blk B	1	Non-Assessed Property
R298459	Lot 21	Blk B	1	Non-Assessed Property
R298460	Lot 22	Blk B	1	Non-Assessed Property
R298461	Lot 23	Blk B	1	Non-Assessed Property
R298462	Lot 24	Blk B	1	Non-Assessed Property
R298464	Lot 01	Blk C	1	Non-Assessed Property
R298465	Lot 02	Blk C	1	Non-Assessed Property
R298466	Lot 03	Blk C	1	Non-Assessed Property
R298467	Lot 04	Blk C	1	Non-Assessed Property
R298468	Lot 05	Blk C	1	Non-Assessed Property
R298469	Lot 06	Blk C	1	Non-Assessed Property
R298470	Lot 07	Blk C	1	Non-Assessed Property
R298471	Lot 08	Blk C	1	Non-Assessed Property
R298472	Lot 09	Blk C	1	Non-Assessed Property
R298473	Lot 10	Blk C	1	Non-Assessed Property
R298474	Lot 11	Blk C	1	Non-Assessed Property
R298475	Lot 12	Blk C	1	Non-Assessed Property
R298476	Lot 13	Blk C	1	Non-Assessed Property
R298477	Lot 14	Blk C	1	Non-Assessed Property
R298478	Lot 15	Blk C	1	Non-Assessed Property
R298479	Lot 16	Blk C	1	Non-Assessed Property
R298480	Lot 17	Blk C	1	Non-Assessed Property
R298481	Lot 18	Blk C	1	Non-Assessed Property
R298482	Lot 19	Blk C	1	Non-Assessed Property
R298483	Lot 20	Blk C	1	Non-Assessed Property
R298484	Lot 21	Blk C	1	Non-Assessed Property
R298485	Lot 22	Blk C	1	Non-Assessed Property
R298486	Lot 23	Blk C	1	Non-Assessed Property
R298487	Lot 24	Blk C	1	Non-Assessed Property
R298488	Lot 25	Blk C	1	Non-Assessed Property
R298491	Lot 28	Blk C	1	Non-Assessed Property
R298498	Lot 03	Blk D	1	Non-Assessed Property
R298499	Lot 04	Blk D	1	Non-Assessed Property

Exhibit E
Hackberry Hidden Cove Public Improvement District No. 2
Summary of Non-Assessed Property
Road Improvements

Property ID	Lot	Block	Lot Count	Property Classification
R298500	Lot 05	Blk D	1	Non-Assessed Property
R298503	Lot 08	Blk D	1	Non-Assessed Property
R298504	Lot 09	Blk D	1	Non-Assessed Property
R298505	Lot 10	Blk D	1	Non-Assessed Property
R298509	Lot 14	Blk D	1	Non-Assessed Property
R298510	Lot 15	Blk D	1	Non-Assessed Property
R298511	Lot 16	Blk D	1	Non-Assessed Property
R298515	Lot 20	Blk D	1	Non-Assessed Property
R298516	Lot 21	Blk D	1	Non-Assessed Property
R298517	Lot 22	Blk D	1	Non-Assessed Property
R298524	Lot 29	Blk D	1	Non-Assessed Property
R298525	Lot 30	Blk D	1	Non-Assessed Property
R298526	Lot 31	Blk D	1	Non-Assessed Property
R298530	Lot 35	Blk D	1	Non-Assessed Property
R298531	Lot 36	Blk D	1	Non-Assessed Property
R298532	Lot 37	Blk D	1	Non-Assessed Property
R298535	Lot 40	Blk D	1	Non-Assessed Property
R298536	Lot 41	Blk D	1	Non-Assessed Property
R298540	Lot 01	Blk E	1	Non-Assessed Property
R298541	Lot 02	Blk E	1	Non-Assessed Property
R298542	Lot 03	Blk E	1	Non-Assessed Property
R298545	Lot 06	Blk E	1	Non-Assessed Property
R527751	Lot 01	Blk F	1	Non-Assessed Property
R527752	Lot 02	Blk F	1	Non-Assessed Property
R527753	Lot 03	Blk F	1	Non-Assessed Property
R527757	Lot 07	Blk F	1	Non-Assessed Property
R527758	Lot 08	Blk F	1	Non-Assessed Property
R527759	Lot 09	Blk F	1	Non-Assessed Property
R527763	Lot 13	Blk F	1	Non-Assessed Property
R527764	Lot 14	Blk F	1	Non-Assessed Property
R298547	Lot 19	Blk F	1	Non-Assessed Property
R298548	Lot 20	Blk F	1	Non-Assessed Property
R298549	Lot 21	Blk F	1	Non-Assessed Property
R298556	Lot 28	Blk F	1	Non-Assessed Property
R298557	Lot 29	Blk F	1	Non-Assessed Property
R298558	Lot 30	Blk F	1	Non-Assessed Property
R298559	Lot 31	Blk F	1	Non-Assessed Property

Exhibit E
Hackberry Hidden Cove Public Improvement District No. 2
Summary of Non-Assessed Property
Road Improvements

Property ID	Lot	Block	Lot Count	Property Classification
R298562	Lot 34	Blk F	1	Non-Assessed Property
R298580	Lot 14	Blk G	1	Non-Assessed Property
R298581	Lot 15	Blk G	1	Non-Assessed Property
R298582	Lot 16	Blk G	1	Non-Assessed Property
R298583	Lot 17	Blk G	1	Non-Assessed Property
R298588	Lot 01	Blk H	1	Non-Assessed Property
R298590	Lot 03	Blk H	1	Non-Assessed Property
R298592	Lot 05	Blk H	1	Non-Assessed Property
R298593	Lot 06	Blk H	1	Non-Assessed Property
R298594	Lot 07	Blk H	1	Non-Assessed Property
R298595	Lot 08	Blk H	1	Non-Assessed Property
R298596	Lot 09	Blk H	1	Non-Assessed Property
R298597	Lot 10	Blk H	1	Non-Assessed Property
R298598	Lot 11	Blk H	1	Non-Assessed Property
R298599	Lot 12	Blk H	1	Non-Assessed Property
R298600	Lot 13	Blk H	1	Non-Assessed Property
R298601	Lot 14	Blk H	1	Non-Assessed Property
R298602	Lot 15	Blk H	1	Non-Assessed Property
R298603	Lot 16	Blk H	1	Non-Assessed Property
R298604	Lot 17	Blk H	1	Non-Assessed Property
R298605	Lot 18	Blk H	1	Non-Assessed Property
R298606	Lot 19	Blk H	1	Non-Assessed Property
R298607	Lot 20	Blk H	1	Non-Assessed Property
R298608	Lot 21	Blk H	1	Non-Assessed Property
R298609	Lot 22	Blk H	1	Non-Assessed Property
R298611	Lot 24	Blk H	1	Non-Assessed Property
R298612	Lot 25	Blk H	1	Non-Assessed Property
R298613	Lot 26	Blk H	1	Non-Assessed Property
R298614	Lot 27	Blk H	1	Non-Assessed Property
R298615	Lot 28	Blk H	1	Non-Assessed Property
R298616	Lot 29	Blk H	1	Non-Assessed Property
R298619	Lot 32	Blk H	1	Non-Assessed Property
R298620	Lot 33	Blk H	1	Non-Assessed Property
R298621	Lot 34	Blk H	1	Non-Assessed Property
R298622	Lot 35	Blk H	1	Non-Assessed Property
R298623	Lot 36	Blk H	1	Non-Assessed Property
R298624	Lot 37	Blk H	1	Non-Assessed Property

Exhibit E
Hackberry Hidden Cove Public Improvement District No. 2
Summary of Non-Assessed Property
Road Improvements

Property ID	Lot	Block	Lot Count	Property Classification
R298625	Lot 38	Blk H	1	Non-Assessed Property
R298628	Lot 21	Blk I	1	Non-Assessed Property
R298629	Lot 22	Blk I	1	Non-Assessed Property
R298630	Lot 23	Blk I	1	Non-Assessed Property
R298631	Lot 24	Blk I	1	Non-Assessed Property
R298632	Lot 25	Blk I	1	Non-Assessed Property
R298633	Lot 26	Blk I	1	Non-Assessed Property
R298634	Lot 27	Blk I	1	Non-Assessed Property
R298635	Lot 28	Blk I	1	Non-Assessed Property
R298636	Lot 29	Blk I	1	Non-Assessed Property
R298637	Lot 30	Blk I	1	Non-Assessed Property
R298638	Lot 31	Blk I	1	Non-Assessed Property
R298640	Lot 33	Blk I	1	Non-Assessed Property
R298642	Lot 35	Blk I	1	Non-Assessed Property
R298643	Lot 36	Blk I	1	Non-Assessed Property
R298644	Lot 37	Blk I	1	Non-Assessed Property
R298645	Lot 38	Blk I	1	Non-Assessed Property
R527772	Lot 04	Blk P	1	Non-Assessed Property
R527774	Lot 06	Blk P	1	Non-Assessed Property
R527777	Lot 09	Blk P	1	Non-Assessed Property
R527778	Lot 10	Blk P	1	Non-Assessed Property
R527779	Lot 11	Blk P	1	Non-Assessed Property
R527783	Lot 15	Blk P	1	Non-Assessed Property